

THE  
UNITED STATES  
POSTAGE STAMPS  
OF THE  
19TH CENTURY

*By*  
LESTER G. BROOKMAN, R. D. P.

A handwritten signature in cursive script, reading "L G Brookman".

VOL. II

1966  
H. L. LINDQUIST PUBLICATIONS, INC.  
*Publisher*

153 Waverly Place - New York, N. Y. 10014



This work is respectfully dedicated  
to  
the Students, Authors, and Publishers whose unselfish efforts to discover and make available important philatelic knowledge has earned the grateful appreciation of the author and of his fellow philatelists.

Copyright 1966  
By H. L. LINDQUIST

Printed in the United States of America

## CONTENTS OF VOLUME II

		Page
CHAPTER I	The Issue of 1861 -----	1
CHAPTER II	The One Cent Stamp of the 1861 Series -----	4
CHAPTER III	The Two Cent Stamp of the 1861 Series -----	8
CHAPTER IV	The Three Cent Stamp of the 1861 Series -----	16
CHAPTER V	The Five Cent Stamp of the 1861 Series -----	32
CHAPTER VI	The Ten Cent Stamp of the 1861 Series -----	40
CHAPTER VII	The Twelve Cent Stamp of the 1861 Series ----	49
CHAPTER VIII	The Fifteen Cent Stamp of the 1861 Series ----	52
CHAPTER IX	The Twenty Four Cent Stamp of the 1861 Series	54
CHAPTER X	The Thirty Cent Stamp of the 1861 Series ----	60
CHAPTER XI	The Ninety Cent Stamp of the 1861 Series ----	63
CHAPTER XII	Notes on the Grilled Issues -----	67
CHAPTER XIII	The Grilling Apparatus -----	71
CHAPTER XIV	Illustrations of Issued Grills and a Detailed List- ing of Grill Sizes -----	86
CHAPTER XV	The 1867 Grill Units and Cylinders -----	92
CHAPTER XVI	Articles on the "B" Grill -----	104
CHAPTER XVII	Marginal Grills -----	109
CHAPTER XVIII	Grill Oddities and Varieties of Grills -----	112
CHAPTER XIX	Grills on the Stamps of the National Bank Note Company -----	116
CHAPTER XX	Stamps of the Continental Bank Note Company with the grill -----	118
CHAPTER XXI	Counterfeit Grills -----	120
CHAPTER XXII	The Grilled Stamps of 1867 and 1868 -----	125
CHAPTER XXIII	The 1869 Issue -----	150
CHAPTER XXIV	The Stamps of the 1869 Series -----	157
CHAPTER XXV	The Bank Note Issues -----	189
CHAPTER XXVI	The Stamps of the National Bank Note Company 1870-1871, The Grilled Issues -----	197
CHAPTER XXVII	The National Bank Note Company Stamps With- out Grill -----	211
CHAPTER XXVIII	The Stamps of the Continental Bank Note Com- pany 1873-1879 -----	239
CHAPTER XXIX	The Stamps of the American Bank Note Com- pany, Issue of 1879 -----	287
CHAPTER XXX	The Re-engraved issue of 1881-1882 -----	311

1. The first part of the document discusses the importance of maintaining accurate records of all transactions and activities. It emphasizes the need for transparency and accountability in financial reporting.

2. The second part of the document outlines the various methods and techniques used to collect and analyze data. It includes a detailed description of the experimental procedures and the statistical analysis performed.

3. The third part of the document presents the results of the study. It includes a series of tables and graphs that illustrate the findings. The data shows a clear trend in the relationship between the variables studied.

4. The fourth part of the document discusses the implications of the findings. It suggests that the results have significant implications for the field of study and may lead to further research in this area.

5. The fifth part of the document concludes the study. It summarizes the key findings and provides a final statement on the overall results of the research.

## Chapter I

### THE ISSUE OF 1861

**T**HE report of the Postmaster General, dated December 2, 1861, presents the evidence as to why the 1861 series came into existence. We quote directly from the report:

“The contract for the manufacture of postage stamps having expired on the 10th of June, 1861, a new one was entered into with the National Bank Note Company of New York, upon terms very advantageous to the Department, from which there will result an annual saving of more than thirty percent in the cost of the stamps.

In order to prevent the fraudulent use of the large quantity of stamps remaining unaccounted for, in the hands of postmasters in the disloyal states, it was deemed advisable to change the design and the color of those manufactured under the new contract, and also to modify the design of the stamp upon the stamped envelope, and to substitute as soon as possible the new for the old issues. It was the design of the Department that the distribution of the new stamps and envelopes should commence on the first of August, but, from unavoidable delays, that of the latter did not take place until the 15th of that month.

The number of postage stamps of the new style issued up to the 9th of November was 77,117,520 and the number of new stamped envelopes, 8,939,650. All post offices in the loyal states with the exception of certain offices in Kentucky and Missouri, have been supplied therewith. Those of the old issue have been exchanged and superseded. The old stamps on hand, and such as were received by exchange, at the larger offices, have been to a great extent counted and destroyed, and those of the smaller offices returned to the Department. It is proper to state that, in anticipation of the substitution of the new stamps and envelopes for the old issue, but limited supplies of the latter were sent to postmasters during June and July, so that the amount thereof remaining in their hands was comparatively small.

The additional expense incurred by the change is very inconsiderable, in view of the greatly diminished cost of the new stamps as compared with that of the old, while the prevention thereby of the use of stamps unaccounted for in the hands of disloyal postmasters saves the Department from severe loss. Although the enumeration and destruction of the old stamps and envelopes is not yet completed, there is ample evidence that few received in exchange were sent from disloyal States.”

The primary reason for the change, as seen in the report, was to prevent the fraudulent use of such stamps as were in the possession of the Confederates. That perhaps is one of the reasons the Department's advertisement for bids for the new stamp contract, which was for a six year period, contained a clause stating that the stamps were to have values expressed in numerals since this would represent a change in design that instantly could be recognized. It seems likely that this particular clause was inserted in the contract not only because it represented a certain desire on the part of the Department so far as the design was concerned, but because of the fact that since time was of the essence in this matter, due to necessity of having new stamps ready for use at the first possible moment, the Department obviously hoped that the submitted designs of the contract winner could be put into early use. While the holder of the contract apparently was required to submit designs that suited the fancy of the Department, no matter how much effort this took on the part of the contract holder, in this instance the Department apparently wanted to steer the submitted designs to a certain extent in the hope that they might be acceptable and

ready for prompt use. Few issues have been put into production with greater speed or with fewer changes made on the originally submitted designs. One of the bottlenecks in production was in the gumming of the sheets, which was done by hand after the sheets were printed and dried. After gumming by hand, the sheets were again dried in small canvas covered frames after which they were smoothed in a hydraulic press. This was a very time consuming process.

Another clause in the advertisement is of considerable importance and it reads as follows:

"Each bid is to be accompanied with a specimen of the style of engraving and the quality of paper to be furnished, which will be submitted to a board of disinterested experts or artists for examination; and the accepted bidder, before the final consummation of the contract, will be required to prepare designs and furnish proof impressions of the engravings of the several denominations of stamps."

The contractors who had been printing the stamps during the period of 1851-1861 did not go to much trouble to prepare new designs, for what they submitted in the way of the required samples were lay down proofs of the designs of the 1857 series except that they had the values expressed in numerals according to the conditions of the advertisement.

The concern that won the contract, the National Bank Note Company of New York, submitted an entirely new series of designs, apparently in the form of complete sheets, gummed and perforated. These sample designs, or essays if you so choose to call them, were unquestionably the items long cataloged as stamps under the title "Premieres Gravures" or the "August Issue."

Without getting into a long and involved dissertation on the so-called "August Issue" we will present our opinion as briefly as possible.

The paper of the so-called "premieres gravures" is very thin and hard and it is so brittle that the stamps are easily damaged. The paper is quite transparent and the design can be seen fairly well from the back of the stamps. The gum is very dark. The stamps were heavily inked and the stamps appear, because of this, to be a trifle blurred or fuzzy in appearance.

The denominations submitted by the National Bank Note Company in "Sample" or "Essay" form were 1c, 3c, 5c, 10c, 12c, 24c, 30c, and 90c. Of these denominations, the designs were slightly modified on the 1c, 3c, 5c, 12c, and 90c before these denominations were issued. The 10c, 24c and 30c plates were put to use apparently without changes in the design, although a new and slightly altered design of the 10c possibly was issued before the plate bearing the originally submitted 10c design was put into use. While the 24c and 30c plates of the original design were used for the entire 1861 issue, they were not used to produce stamps in the exact color of the samples submitted with the bid of the National Bank Note Company. These "Trial Color Proofs," "Essays," or "Samples" of the "Premieres" should not, in my opinion, be listed as issued stamps.

Several reasons have been advanced as to why the designs were changed on most of the denominations and among these reasons we find that the one commonly accepted for many years was that "The designs did not give entire satisfaction and alterations were ordered by the government." Another theory that has been advanced was that an employee of the printing company may have stolen transfer rolls or duplicate dies of some of the denominations and the changes were necessary to foil the thief. Still another reason, which was forcefully presented by Stanley B. Ashbrook, is that the original designs were prepared by the company while it was not under the supervision of the government and the changes made were for the purpose of bringing the actually issued stamps under the direct supervision of the government.

Whatever may be the reasons for the existence of the differences in designs, it is our opinion that there was but one issue for 1861. There never has been the slightest proof offered that the so-called Premieres Gravures of the 1c, 3c, 5c, 12c, and 90c ever were sold by the Government as postage stamps



while the 10c, 24c, and 30c designs submitted with the bid of the National Bank Note Company were placed in use and became part and parcel of the regular series of 1861. It is true that the 24c and 30c produced trial color proofs that were submitted with the bid of the company but none of these trial colors were sold or used as postage stamps. The 24c in the dark violet color and the 30c in the red orange color are, in the opinion of the author and most every student of the stamps, nothing but trial color proofs and should be so cataloged. The 10c design submitted with the bids was used to produce a quantity of regularly issued stamps, and became one of the two types of the 10c stamp used for the 1861 issue.

To sum up, it is the author's opinion, as well as the opinion of practically every student of these issues, that the so-called "Premieres Gravures" or the "August Issue" should be classified as follows:

- 1c indigo—essay
- 3c brown red—essay
- 5c brown—essay
- 10c dark green—regular stamp of the 1861 issue
- 12c black—essay
- 24c violet—regular stamp of the 1861 issue
- 24c dark violet—trial color proof
- 30c red orange—trial color proof
- 90c dull blue—essay

All of the above, except the 10c and 24c which were regularly issued stamps, and the 3c which is not uncommon, are exceedingly rare and are valuable items. With the exception of the 3c, it is doubtful if more than a dozen copies of any of them exist, all being unused except for a few that apparently have trial cancellations. We have seen the 30c with a nondescript cancellation but so far as we know, none of the denominations except the 10c and 24c are known with a definite cancellation of the period.

When the time comes that they are properly cataloged in the Proofs and Essays section of the catalog, it seems reasonable to assume that they will advance considerably from their present price level. During the past few years, when their status as "stamps" has so generally been accepted as disapproved, their market value has taken a tremendous drop. When and if they are properly classified they almost certainly will regain a considerable measure of their past market value.

One word of defense for those who may still cling to the idea that all of the "Augusts" should be considered as stamps, or at least as something other than proofs, essays, or manufacturer's samples. It is true that most of the known copies turned up in Europe and the theory that they may have been sent to European Postal authorities as samples of the new series of stamps certainly is not unreasonable. Under such a theory it becomes at least possible to give them some consideration as "Designed for use but not issued."

Since less than a dozen sets of the "Premieres" exist, such differences of opinion as still may exist regarding them is, so far as all but a handful of collectors is concerned, of only indirect importance to them. The true status of any philatelic item is always of importance and facts should be made available without fear or favor.

As far as the 1861 issue is concerned it is our suggestion that most collectors should be satisfied to collect this series according to the descriptive listing that follows in Chapters II thru XI.

Luff stated that on January 23, 1867, one hundred sets of the ten denominations of the 1861 stamps were overprinted "Specimen" in Old English type and that on February 28, 1867 20,000 more sets were so surcharged but the current Scott Catalog indicates much smaller numbers were issued. Luff also stated that some copies had been seen, (presumably by him), with the final letter of the overprint inverted. These are not now cataloged and I have never seen such a variety myself.

## Chapter II

### THE ONE CENT STAMP OF THE 1861 SERIES

(Scott 63, Minkus 43)




Figure 1. 1c 1861.

**T**HIS stamp, as were all of the stamps of the series, was perforated 12. This stamp was not grilled when first issued but later was issued grilled, as was every denomination, but not every color or shade, of the 1861 series, and in this condition will be discussed in the portion of this book that is devoted to the grilled issues.




Figure 2. A proof of the "August" now believed by most students to be best considered an essay. One of the approximately 15 known copies was in the Caspary collection. Figure 3. A proof of the issued stamp—which differs from the "August" principally by the addition of a dash or spot of color just under the extreme right tip of the ornament at the right of the left figure "1."

For years it has been commonly accepted that the reason for the switch from perf. 15 to perf. 12 was to make the stamps hold together better in the sheets. Mr. Norton York, an excellent student of our early stamps, has advanced the interesting idea that our Bank Note Companies simply pirated the idea from the Bemrose rotary perforator, patented in England but not in the U. S. Perf. 12 machines would be easier to produce than perf. 15 and that may well be the reason for the new gauge.

The central design of the 1c, which is a profile head of Franklin, was taken from a bust by Jean Antoine Houdon, now in the Metropolitan Museum in New York. This fact was ascertained by E. Tudor Gross, the well-known specialist in this stamp, and corrected a long prevalent but erroneous idea that the design was after Rubriecht.




Figure 4. The 1c was to pay the Carrier for the pick-up in New York City. (Courtesy Wm. O. Bilden).

The records of the Stamp Agent show that the first date of delivery of the 1c, as well as the 3c, 5c, 10c, 12c, 24c, 30c, and 90c stamps of this series, was August 16th, 1861. The first day of issue almost certainly was August 17th, 1861 and a copy of the 1c bearing this date was found by Warren R. Du Bois. This stamp was cancelled in Baltimore and it is believed that it is the only 1861 stamp that has yet been found that was cancelled on this date. Mr. Gross has a copy on a cover used on August 21, 1861 and this is the earliest "on cover" use known to the author.

The stamp comes in a considerable number of shades or colors, the most important of which are blue, pale blue, bright blue, dark blue, indigo, and ultramarine. All of these are rather scarce with the exception of the first two. The true indigo and ultramarine stamps are particularly difficult to find in nice condition and are worth many times that of the stamps of ordinary color.

Such records as are available indicate that about 130,000,000 of these stamps were issued. One of the varieties of this stamp, the "Dot in the U" variety, is not scarce. It came from Plate 9, the earliest of the plates used for this stamp.



Figure 5. This is what I chose to call a "Line Office" cover that was conveyed from the U.S. to Canada under the special postal agreement of the Postmasters General of the United States and Canada to transport such letters at the fee of 2c. The postmark on the stamps is not legible but it can be assumed that it is Houlton, Maine and the cover was carried across the border to the Canadian town of Woodstock, New Brunswick.



Figure 6. A 1c Indigo paying the Circular rate. I consider the Indigo much undervalued at the present time. (Photo courtesy Wm. O. Bilden).




Figure 7. The scarce 1c Indigo used to pay the Carrier Fee in Philadelphia. (Courtesy Wm. O. Bilden).

This stamp is known imperforate horizontally in a used pair. It is occasionally found on vertically or horizontally laid paper and occurs thus both in used and unused stamps. The variety "printed on both sides" is of the greatest rarity.

Carrier fees were often paid with the 1c 1861. The law rescinded the carrier fee after June 30, 1863 so this interesting use of the 1c ended as of that date.

**Shades:** Blue, pale blue, bright blue, dark blue, indigo, ultramarine.

**Varieties:** Double transfer, Dot in "U." Printed on both sides.

**Plates:** Plates 9, 10, 22, 25, 27.

**Cancellations:** Black, blue, red, magenta, green, violet.

**Cancellation varieties:** 1861 thru 1866 year dates, "Free," "Paid," "Paid All," Supplementary Mail Type A or B, Steamship, Steam, Express Company Cancellation, Red Carrier, Black Carrier, Railroad, Numerals, "Steamboat," Printed Precancellation "Cumberland, ME" on cover.

**Quantity Issued:** Estimated at 138,000,000.

## Chapter III

### THE TWO CENT STAMP OF THE 1861 SERIES (Scott 73, Minkus 44) (Issued July 1, 1863)




Figure 8. The 2c "Black Jack."

**A**LTHOUGH the 2c was not put into use until July, 1863, at which time it was issued because the Act of Congress, approved March 3, 1863, abolished carriers' fees and established a prepaid rate of two cents for drop letters, it certainly is a part of the 1861 series and will be discussed here in its proper place. In addition to the above, the Act "fixed the rate of postage on domestic letters not exceeding one-half ounce in weight at 3 cents, and 3 cents additional for each additional half ounce or fraction thereof, to be prepaid by postage stamps affixed". This was a very important portion of the act since now the only factor that had to be considered was the weight of the letter.

The design of this stamp is unusual in that all but a small portion of the entire stamp is taken up by a full face portrait, that of Andrew Jackson. Although for years this was considered to be after a portrait by Dodge, it was reported some 20 or so years ago by George B. Sloane that the portrait from which the design was taken was painted by Miner Kilbourne Kellogg who was commissioned to paint it by the State of Tennessee. Kellogg spent six weeks at Jackson's home, "The Hermitage," during which time Jackson sat for portrait. Later Sloane changed his mind and most authorities seem to believe the Jackson portrait to be from the Dodge portrait.

The "Black Jack," which is the term by which the stamp has long been known, is a popular item. It is not scarce since the records show that something over 250,000,000 of them were printed yet it is very difficult to find well-centered copies. The earliest known date of use of this stamp is July 2, 1863.

The collection made by H. P. Atherton, of Springfield, Massachusetts, probably rates as the largest yet formed since it contained, at one time, over 5,000 copies of which some 1,500 were on covers. Mr. Atherton was long been known as the chief student of the "Black Jacks" and at one time stated that he had had over a hundred thousand copies from which to make observations. In his collection there was everything from a vertical half used on a drop letter, thru a cover bearing 21 copies used with a 3c '61 as the correct single rate to Hong Kong, and thence to a complete sheet of 200 of the plate proof on India paper. This proof sheet was from plate 28, the first of the seven plates made for this stamp. Plates 28, 29, 30, 31, 50, 51, and 53 were used to produce the "Black Jack."

From the standpoint of "condition," the collection of these stamps that was formed during the late 1930's by Henry W. Hill of Minneapolis, Minnesota represented the ultimate. In this collection of nearly 2,000 copies the poorest copy would be rated as extremely fine and the great bulk of them were superb. When this collection was broken up a few years ago the poorest copies sold at double catalog and better while the bulk of the copies brought from 3 to 5 times catalog. One exceptional copy brought over a hundred times catalog! These figures are mentioned only to show that the finest quality of early U. S. stamps that are difficult to obtain in fine condition will bring prices that scarcely can be understood by those who follow only the "catalog prices" or the prices quoted in dealers price lists.



Figure 9. The "Atherton Shift" shows a remarkable shift in the upper left corner, particularly in the left numeral. (Courtesy Anthony Russo).

Figure 10. Another prominent double transfer.

Numerous varieties are to be found on this stamp. Double transfers are quite common. One exceptional double discovered by Ashbrook when he was examining the Atherton collection has become known as "The Atherton Shift." Several copies of this shift have been found since it was described and illustrated by Ashbrook in a magazine article.

One of the interesting little varieties that can be found on this stamp is the "3 dots" variety that was discovered by Atherton. This variety occurs in the ornament at the left of the right "2" at the top of the stamp. Most of the grilled stamps have three strong dots in this ornament and an occasional copy of the ungrilled stamp will have the 3 dots. Most of the ungrilled stamps have only 2 dots in this ornament. Atherton found a complete pane of 100 of the grilled stamps on which the 3 dots were found on each stamp. It is known that Plate 28 had the 2 dots only on each of its 200 positions.

In addition to the many double transfers, the stamp is known with a triple transfer. For some reason or another, probably due to the fact that the war naturally took many skilled workmen away from their work, this stamp was very poorly transferred and transfer errors are common rather than uncommon.

Another variety deserving of recognition is the "short transfer." This is the variety resulting from the failure to fully rock the transfer roll to the limit of the design. In the case of the 2c stamp, the stamp has been noted with the short transfer at the bottom of the stamp. The outer frame line around

the bottom of the portrait is missing for most of the distance between the words "Two and Cents."

The stamp is known printed on both sides. Although it commonly is thought that such printing was done by error, it is a fact that in the true sense of the word, such printings usually were not "errors." Certainly most stamps printed on both sides were printed from sheets that intentionally were turned over and ran thru the press the second time. The reason for this was that the original printing in such cases almost always (at least in all cases observed by the author), so poorly inked that it would not pass inspection. These sheets were turned by the printer and ran thru again in the hope that the sheet would pass the inspectors. A few sheets of U. S. stamps so printed



Figure 11. A fine "Steamer 10" cancellation. (Ex Newbury collection).

Figure 12. Another choice cancellation. This stamp sold at the world-record price of \$700.00 in a H. R. Harmer Sale in May, 1960. The underbidder, Howard Lehman, told me that he greatly regretted that he did not bid still higher.





Figure 13. Double transfer thru U. S. Postage and upper left numeral. (Robert H. Mackey Collection).

Figure 14. Printed on both sides. (Robert H. Mackey Collection).



did pass inspection but there is no way of telling how many were noticed and rejected. In the case of the "Black Jack" stamp, it can be demonstrated that at least two different sheets printed on both sides were issued. This proof is offered by the fact that copies showing that the sheet was merely turned over can be found, on which copies the tops of the stamps on front and back are in the same relative position, while on the sheet of stamps that was turned end for end, the top of one stamp and the bottom of the other are on the same end, although of course they are on opposite sides, of the stamp.

A unique use of the 2c Black Jack was brought about by the Revenue Act put into effect in the summer of 1862 which said, in part; "2c to be paid on



Figure 15. This is the only known example of the "Atherton Shift" in a strip of three and it also is the only known example on cover. Ashbrook found this in the Atherton collection in 1922. It now is in the well-known "Blackjack" Collection of Anthony Russo.







Figure 16. The earliest known dated cover. It was used on a drop letter in Philadelphia, July 20, 1863. (Courtesy Anthony Russo).



**Figure 19.** Cracked plate between numerals of 2 stamps. (Robert H. Mackey Collection).  
**Figure 18.** Drawing of the big crack in the left numeral. (Courtesy Anthony Russo).



**Figure 17.** Proof showing wide spacing. (Robert H. Mackey Collection).  
**Figure 20.** Choice blocks of this stamp are exceedingly difficult to find. (Courtesy Raymond H. Weill Co.).

all receipts for payment of any sum of money or debt due exceeding \$20 or for the delivery of any payment." In a most interesting story by Robert W. Murch entitled "Black Jack and the Whales" printed in the Twenty-Sixth American Philatelic Congress Book, he describes in detail the emergency use of the Black Jack stamps to pay the fee due against each man's account as the men on the Whaler Globe were paid off against their accounts in the ship's log at the end of the voyage. Each man wrote his name or initials across the Black Jack struck beside his account and those that could not write made their mark. A

most interesting story and one we recommend reading in full by all to whom it is available.

We have seen covers with this stamp used with a demonetized 1c 1857 that apparently got by as a full 3c payment without a due charge but such covers are rare.

The normal use of the 2c Black Jacks was to pay the postage on a drop letter or to pay the postage on second or third class mail going from one town to another. The law provided that 2nd or 3rd class mail contain no letters or writing but could contain printed matter and certain seeds, roots, etc. Printed "Prices Current" were extensively mailed with a 2c Black Jack.

### THE BLACKJACK REISSUE

There are a number of women who are top flight philatelists and students of philately and two of them contributed directly to the information that is contained in this work. Each of them discovered a constant and easily seen mark on an 1875 Reissue that offers positive proof of the stamp being a reissue.





Figure 21. Here is a good illustration of the "star" on the cheek that is sure proof that your ungrilled "Blackjack" is the scarce Re-issue. (Photo by Elliott Perry).



**Figure 22.** Block of eight "Black Jacks" of the 1875 Re-issue (Scott #103) showing Plate No. 57. "Star" on Andrew Jackson's left cheek, visible with the naked eye, is constant and appears only on stamps produced from this plate. (Photo by Elliott Perry).

The Blackjack Reissue can be definitely identified if it is an ungrilled stamp (no grills were reissued), and if it has the "star on the cheek". This very fine discovery was made by Maryette B. Lane, a fine student and author. She not only deserves our most sincere congratulations that had escaped the notice of all other students for some 90 years, but the genuine appreciation of all other students and collectors.

Prior to the discovery of the "star on the cheek" this stamp could only be identified by the hard white paper, the white crackly gum and the sharpness of the impression. Of course these factors are still present but the "star" really tells the story. A star philatelist has given us all a star to look for!

The second woman student whom I have referred to will be noted when you read about the 1875 Reissue of the 5c Jefferson.

We have seen a "turned cover" bearing the 2c "Black Jack" that was used Nov. 21, 1864, in Watertown, N. Y., as a Drop Letter and then was turned and used with a 3c 1861 on December 28, 1864 from Watertown, N. Y. to Anoka, Minnesota. This is the only such combination of stamps we have seen that was used on a turned cover.

Another scarce use of the Black Jack was on a "Patriotic" cover. Doubtless this was because this stamp generally was used on drop letters or on 2nd or 3rd Class mail, none of which normally would use a Patriotic cover or a wrapping of any such nature. The justly famous George Walcott Patriotic

Collection, consisting of over 3000 covers, contained only 3 with Black Jack stamps on them.

While I understand that several full panes of 100 are known it still is true that not too many large mint blocks exist. I know of almost no large used blocks and few will be found larger than a block of four.

One of the most interesting uses of a stamp is as a bisect and this stamp is known bisected in various ways. It is found with the diagonal half used as 1c, the vertical half used as 1c, and the horizontal half used as 1c. It should be understood that such items have practically no value unless they are on cover and are well authenticated. Maurice F. Cole wrote a fine book "The Black Jacks of 1863-1867" in 1950 in which he stated that he knew of some 40 covers with a bisected Black Jack on them. The most common use was with one complete Black Jack to make up the 3c first class letter rate. Most of these bisects originated in small towns.

The following information applies to the regularly issued stamp and not to the Reissue.

**Shades:** Black, gray black, intense black.

**Varieties:** Printed on both sides, Double transfer, Triple transfer, Short transfer, Cracked plate.

**Paper variety:** Known used and unused on Laid Paper.

**Plates:** Plates 28, 29, 30, 31, 50, 51, 53.

**Cancellations:** Black, blue, brown, red, magenta, ultramarine, orange, green.

**Cancellation varieties:** 1863 year date, 1864 year date, 1865 year date, "Paid," Numeral, Railroad, "Steam," Steamship, "Steamboat," "Ship Letter," Black Carrier, Blue Carrier, Supplementary Mail Type A or B, Express Company Cancellation, "Short Paid," China, Printed Precancellation, "Jefferson, Ohio".

**Quantity issued:** Estimated at 256,566,000.

## Chapter IV

### THE THREE CENT STAMP OF THE 1861 SERIES




Figure 23. 3c 1861.

**T**HE War between the States caused a considerable increase in the quantity of mail despite the fact that there was a great decrease in mail carried between the North and South. The letters to and from the soldiers have provided us not only with a considerable amount of historical information but they have given us some most unusual and interesting covers. Many of these are in the form of "Patriotic" covers, of which there are said to be some 11,000 known designs, although many designs are not known in used condition.

Despite the fact that there were nearly one and three quarter billions of this stamp printed, of which perhaps 15% were grilled, there are not as many plate varieties as might be expected on such a tremendous printing. No less than 26 plates were used to produce this stamp, the plates being numbers 11, 12, 13, 14, 19, 20, 21, 23, 24, 32, 33, 34, 35, 36, 37, 42, 43, 44, 45, 46, 47, 48, 49, 52, 54, and 55.

#### The Three Cent Pink (Scott 64, Minkus 45)

The earliest known use of this stamp is, according to Luff, August 18, 1861, and was cancelled "Nashua, N. H. Aug. 18, 1861." Although this stamp was given by Luff as the "Pink" it is our understanding that this may actually have been what is now known as a "Rose Pink." The scarcity of the "Pink" indicates that it probably was printed only from one plate, Plate 12.

If the stamps which have been submitted to the author as "the real pink" are any criterion, then the "real pink" must be somewhat of a chameleon! It is impossible, or at least a hundred authors have found it so, to reproduce a color in the mind's eye of readers thru the use of words, and it is almost senseless to attempt it here. If these words mean anything, the color is genuinely a pink and is not any shade of brown, rose, or red. It is not as pink as the 3c envelope stamp of 1861 but it certainly is on that order. Old timers often refer to the pink as a "pastel shade" and to many collectors the stamp seems to have a bluish tinge when closely examined. The real pink does have plenty of ink on the stamp and the stamp has a somewhat less sharp appearance than do the stamps printed in other colors. The rose pink is a variety of the real pink and is worth but a fraction as much yet it is a desirable stamp. It will be found quite sharply printed and does not have the bluish tinge or haze that is associated with the real pink. As the name indicates, it has more pink than rose but it is not as soft a color as the real pink.

There is a very rare shade of the stamp that is known to but few collectors. Ashbrook and Perry named it "Deep pigeon blood" with a lesser but still rare shade called "Pale pigeon blood." As the name indicates the shade is a rich one and of a deeper hue than the pink.

All of these stamps containing pink are given consideration with the stamp we call the "Real Pink" being the major variety. I consider the "Pink" to be quite susceptible to changes brought about by natural causes. The true Pink is a scarce stamp, particularly in unused condition. It is known, but is extremely rare, in block form. There is a famous plate block of 12, from Plate 12 and bearing this number and imprint, that has been in many famous collections and was last sold in a H. R. Harmer sale on Jan. 18, 1966.

Shades: Pink, rose pink, Deep pigeon blood, pigeon blood.

Varieties: None.

Plates: Plate 12.

Cancellations: Black, blue, red, green.

Cancellation varieties: "Paid," "Ship," "Free," Railroad, Steamship, Supplementary Mail Type B.

Quantity issued: Estimated at 100,000.

### The Three Cent Rose (Scott 65, Minkus 46)

The earliest known date of use of this stamp is August 18, 1861, which is the same date as the date accepted for the first date of use of the "Pink," and it is more than probable that the first delivery of the 3c stamps not only included the pink and the rose but some shades of each.

This stamp comes in a great many shades and those commonly accepted are listed as rose, bright rose, dull red, rose red, brown red, pale brown red, and dark brown red.

This is the stamp that is found on the great bulk of the patriotic covers although of course only a very small proportion of the 3c 1861 covers are patriotics. A rare use of the stamp is from Alaska. Dr. Chase once had a cover bearing this stamp used from "Sitka, R. A., March 25, 1868." The "R. A." stands for Russian America and was so listed in the 1867-68 Postal Guides.




Figure 24. 3c on a Registered Letter from Baltimore to a Prisoner of War confined at Point Lookout Prison. The Registered Fee of 20c was payable only in cash.

One of the most interesting types of covers on which this stamp is found is on Prisoner of War covers. These are fairly scarce and are always in demand. Another very interesting use of the stamp was on a Pony Express cover but these are extremely rare and valuable.



Figure 25. A Flag of Truce Cover from the South to a Southern Soldier confined as a Prisoner of War at Point Lookout, Md. A fine combination use of U. S. and C. S. A. stamps.





Figure 26. A proof of the 3c "August" now generally considered to be an essay.  
 Figure 27. Proof of the 3c 1861. The principal difference between this stamp and the essays is the corner ornaments.






Figure 28. The stamps on this cover have been called "Precancelled" but I prefer to consider that they have a "Control Mark" on them. Apparently this Department might have had a theft problem they solved by having the postoffice recognize these penmarked stamps only when they were on official stationery. (Ashbrook photo).




Figure 29. A double rate cover from Lincoln's second presidential campaign. (Courtesy Wm. O. Bilden).



Figure 30. A very nice Patriotic cover forwarded from Franklin, Ind. to Vernon, Ind. and marked "Ford due 3c". (Courtesy Wm. O. Bilden).



Figure 31. This is an unusual Patriotic cover honoring the 77th Regiment of Illinois volunteers with a list of the important battles in which they had participated. (Courtesy Wm. O. Bilden).



Figure 32. One of the more rare Magnus covers. (Courtesy Wm. O. Bilden).




Figure 33. One of the many colorful Magnus Patriotic covers. (Courtesy Wm. O. Bilden).

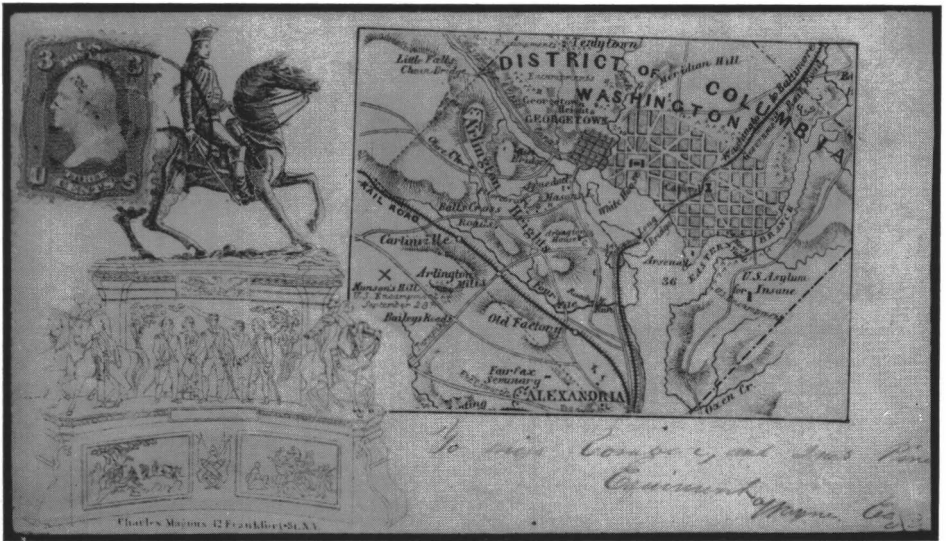


Figure 34. A colorful Magnus Patriotic. (Courtesy Wm. O. Bilden).



Figure 35. I suppose that the use of the map in combination with the portrait of General McClellan indicates that he was defending the Washington area. (Courtesy Wm. O. Bilden).



Figure 36. A Patriotic showing our war time President. He was much less honored then than now as a search of the newspapers of the war period indicates. (Courtesy Wm. O. Bilden).



Figure 37. A Lincoln Patriotic honoring the various Armed Services as well as the President. (Courtesy Wm. O. Bilden).




Figure 38. Generals were popular subjects for Patriotic covers. (Courtesy Wm. O. Bilden).



Figure 39. Patriotics honoring the Navy are much more scarce than those honoring the Army. (Courtesy Wm. O. Bilden).




Figure 40. A fancy "Leaf" cancel used by Cheyenne, Dakota Territory. (Courtesy Wm. O. Bilden).




Figure 41. Mailed on board the Great Lakes Steamer Meteor. Put into the mails at Cleveland. (Courtesy Wm. O. Bilden).



Figure 42. A 3c used with the ever-popular Wells, Fargo & Co., Frank.  
(Courtesy Wm. O. Bilden).




Figure 43. Another Wells, Fargo use. (Courtesy Wm. O. Bilden).






Figure 44. A choice lot of cancellations. (Newbury collection).

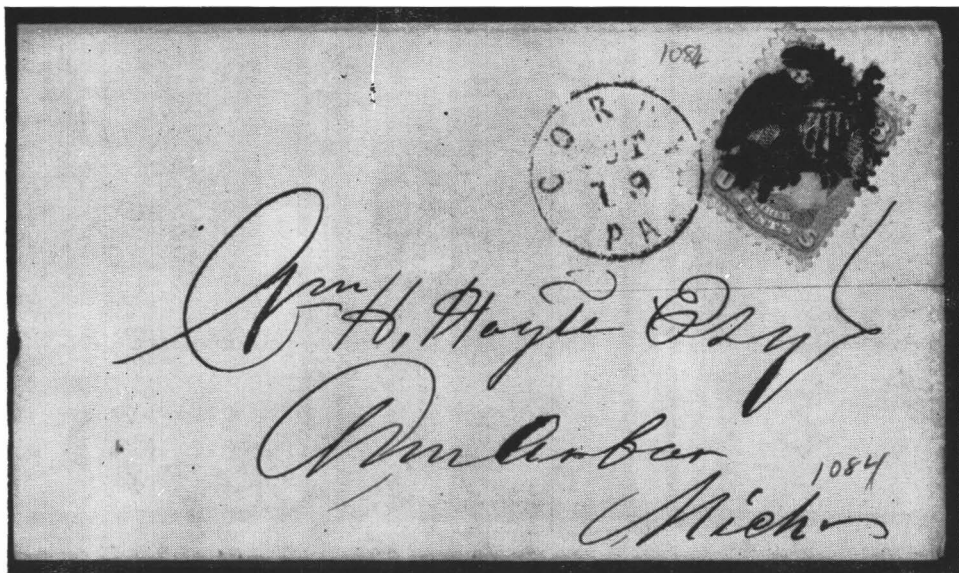


Figure 45. A beautiful strike of the Corry, Pa. "Eagle." (Ex-Stephen Brown).




Figure 46. The "Devil with Pitchfork" cancel used at West Meriden, Conn. (Ex-Stephen Brown).

The stamp is known imperforate but it is extremely doubtful if it was regularly issued in this form in spite of the fact that a not inconsiderable number of cancelled singles seem to be around. Single "imperforates" of this stamp (and many others) mean very little as the use of a pair of scissors can produce them without much difficulty. The imperforates were printed from Plate 11.

The stamp is known imperforate horizontally in a mint block, and in a pair, both in used and unused condition, and in this condition it has a better standing than it has imperforate.

It also is known printed on both sides, such a copy being sold in the Stephen Brown Sale held by Harmer, Rooke & Co., in London in December, 1939, and the stamp is known with a true double impression.



Figure 47. Block of four, imperforate horizontally. (Courtesy of H. R. Harmer, Inc.).



Figure 48. Freak print—entire right side failed to print.

It is known on both horizontally and vertically laid paper, in used and unused condition in each instance. It is not common in either form despite the fact that such varieties in used condition do not at present carry a very high premium.

The writer has noted several plate flaws that apparently were caused by careless handling of the plate. Two different types of rather heavy gashes or flaws in the stamp caused by contact with other metal have been noted.

George B. Sloane reported and illustrated in STAMPS Nov. 10, 1934, a very fine variety of this stamp that shows a remarkable duplication of the upper left corner of the stamp. The writer has never seen a duplicate of this item and does not know if another has yet been found.

The 3c 1861 is a great favorite among collectors of cancellations and some remarkable cancellations exist on this stamp. Some of the most outstanding of these were collected by Burleigh E. Jacobs of Wauwatosa, Wisconsin.

A few full sheets of this stamp exist.

**Shades:** Rose, bright rose, dull red, rose red, brown red, pale brown red, dark brown red.

**Varieties:** Printed on both sides, Double impression, Double transfer, cracked plate.

**Plates:** Plates 11, 12, 13, 14, 19, 20, 21, 23, 24, 32, 33, 34, 35, 36, 37, 42, 43, 44, 45, 46, 47, 48, 49, 52.

**Cancellations:** Black, blue, red, ultramarine, brown, violet, magenta, green, olive, orange.

**Cancellation varieties:** 1861 thru 1868 year dates, "Paid," "Paid All," "Mails Suspended," Railroad, "Way," "Free," "Collect," "Ship," "U. S. Ship," "Steam," Steamship, Steamboat, "Ship Letter," Red Carrier, Blue Carrier, Black Carrier, Numerals, Supplementary Mail Type A-B-or C, Express Company Cancellation, Army Field Post, Packet Boat, "Registered," "Advertised," Territorial, St. Thomas, China, Postage Due.

**Quantity issued:** Estimated at 1,782,000,000.

### The Three Cents Lake (Scott 66)

Although this item has for years been listed in the catalog as a postage stamp it is believed that there is now no difference of opinion among leading students that they are merely trial color proofs and should be so listed. They are known perforate and imperforate. They are rather scarce and desirable—as proofs. Perforated proofs were from Plate 34. The imperforates were from Plate 52.



Figure 49. An imperforate block in Lake shade. This is a trial color proof.

### The Three Cents Scarlet (Scott 74)



Figure 50. The 3¢ Scarlet with the usual pen marking. These are considered to be finished Trial Color Proofs.

This item was printed from Plate 19.

The scarlet is most often found with a 4 line pen cancellation. Luff stated that J. W. Scott said he purchased a sheet of 100 of the scarlet, plus an odd dollar's worth of them, from the New Orleans Postmaster. No used copies, to our knowledge, have been found and it is most doubtful if they actually were issued. It is much more likely that they came to the market thru Henry G. Mandel who for many years held an important position with the American Bank Note Company and from whose records many unusual philatelic items were obtained and placed on the market at about the turn of the century.

There was a perforated block of 4 in the Caspary Collection.

**Chapter V**  
**THE FIVE CENT STAMP OF THE 1861 SERIES**  
**The Five Cent Buff (Scott 67, Minkus 47)**




Figure 51. The 5c Buff.

**T**HIS stamp, first printed in buff, brown yellow, and olive yellow, is known used. (in the brown yellow shade), as early as August 19, 1861. The records of the Postmaster General, as given by Luff, indicate that approximately 600,000 of the 5c stamps were issued during 1861 and it is presumed that all of them were in the colors listed above. All were printed from Plate 17 as were all the 5c stamps of the 1861 series.

From observations made over a considerable period of time, this is one of the most difficult U. S. stamps to obtain in sound condition. Cleaned specimens are very often found masquerading as unused and of the used stamps many are damaged or have been damaged and are repaired. The paper seems so brittle that it is susceptible to cracking. To further complicate the difficulty of obtaining a fine specimen, the color of the stamp is such that cancellations show up rather heavily.



Figure 52. A very rare strip of 4 used to pay the Double Rate from San Francisco to New York. Used in October, 1861.

It is on record that a vertical strip of three, imperforate horizontally, was found but that it was cut up into three singles. In a sale held by Morgenthau, Jan. 25, 1921, of the M. H. Newmark Collection, a pair imperforate horizontally described as "very fine" was sold but this item is not frequently catalogued.


The stamp is exceedingly rare in blocks and the only record we have of blocks is a used block of four sold in the Philip H. Ward, Jr. Sale of June 2, 1942, and an unused O.G. block of 4 sold by Eugene Klein on May 17, 1940. This unused block previously had been in the Dubeen and Hind Collections. The used block of the Ward Sale was a beautiful item used on a cover mailed on Nov. 1, 1961 with the latest known use of the "Ocean Mail" cancellation. The letter was routed via Panama to San Francisco. This exceptional cover formerly was in the Barrett S. Hindes Collection but we do not know its present whereabouts.



Figure 53. A nice 5c buff that served no real purpose as it represented only part payment and was rated as totally unpaid. (Courtesy Wm. O. Bilden).



Figure 53a. A very choice block of the rare 5c Buff.



**Figure 54.** This is proof of a 5c "August" now generally considered to be an essay. The principal difference between this and the issued stamp is that a leaflet was added to the foliated ornaments on each corner of the regularly issued stamp. A perforated copy, one of about 15 known to exist, was in the Caspary Collection.

The information below refers to the 5c Buff.

**Shades:** Buff, brown yellow, olive yellow.

**Varieties:** None.


**Plates:** Plate 17.

**Cancellations:** Black, red, blue, magenta.

**Cancellation varieties:** 1861 year date, 1862 year date, "Paid," Supplementary Mail Type A, Express Company Cancellation, Numeral, "Steamship."

**Quantity issued:** Estimated at 175,000.




**The Five Cent Red Brown (Scott 75, Minkus 48)****Figure 55. 5c Red Brown.****Figure 56. Pair of 5c Red Brown sent by Ocean Mail via Panama from California to N. Y.**

Because it probably was decided that the color of the 5c as first issued could be improved upon, the color was changed from buff to red brown. The earliest reported use of the stamp in this color is January 2, 1862. The stamp is also known in dark red brown. I consider the used red brown to be more scarce than buff but the buff is more scarce unused.

The only block which we have noted was an O. G. block of 4 sold in the Hind Sale.

The stamp is known on patriotic cover but it is a scarce item so used.

The stamp has been found with a double transfer of the top frame line, the bottom frame line, and both top and bottom frame lines, and since it was printed from the same plate that printed the 5c buff stamps, it is possible that the same double transfer may yet be noted on the 5c buff.



**Figure 57.** A nice 5c Red Brown used from Boston to St. John's, New Foundland.  
(Courtesy Wm. O. Bilden).

**Shades:** Red brown, dark red brown.

**Varieties:** Double transfer.

**Plates:** Plate 17.

**Cancellations:** Black, blue, red, magenta.

**Cancellation varieties:** "Paid," Town, Supplementary Mail Type A, Express Company.

**Quantity issued:** Estimated at 1,000,000.


**The Five Cent Brown (Scott 76, Minkus 49)**

Figure 58. 5c Brown.

The most common shade of the 5c 1861 is brown. Issued also in dark brown, pale brown, and black brown, this stamp is not difficult to find but, as is the case with nearly every denomination of this issue, it is far from easy to find a copy that is well-centered.

Scott's Catalog currently records the earliest use of the Brown as Feb. 3, 1863. This stamp and a 10c 1861 were used on a cover from Dayton, Ohio to Hanover, Germany. Luff reported a use on July 18, 1863 for the Black Brown.

The stamp was printed from plate 17 that produced all of the 5c 1861 stamps.

It has been found, in used condition, on laid paper but as such it is of the greatest rarity.

Varieties known are double transfer of the top frame line, double transfer of the bottom frame line, and with a double transfer of both top and bottom frame lines.

As is the case of the buff and red brown stamps of this same design, the stamp is known on Patriotic cover.

When I wrote about the 2c Blackjack Reissue, a few pages previous to this I mentioned the fact that two women are first-class philatelic students and writers. Maryette B. Lane made an important discovery of a constant mark on the Blackjack Reissue and CeDora J. Hanus has made an equally important discovery of a constant check point on the 5c Reissue. Previous to these discoveries, the identification of these particular Reissues was always subject to question and many a stamp bought or sold as such is in fact just a normal copy.

As summed up by CeDora Hanus, the 5c Reissue may be positively identified, in addition of course to the slight difference in color and by the hard, white paper, by these two definite points;

1. In the Reissue there is no dash of color in the white frame at the upper right corner. See drawings in Figures 59, 59a.
2. A small notch of white appears in the lathework at the lower left as is seen in Figure 60.

Remember the information that has been given you by these outstanding students and you may save, or make, some money!

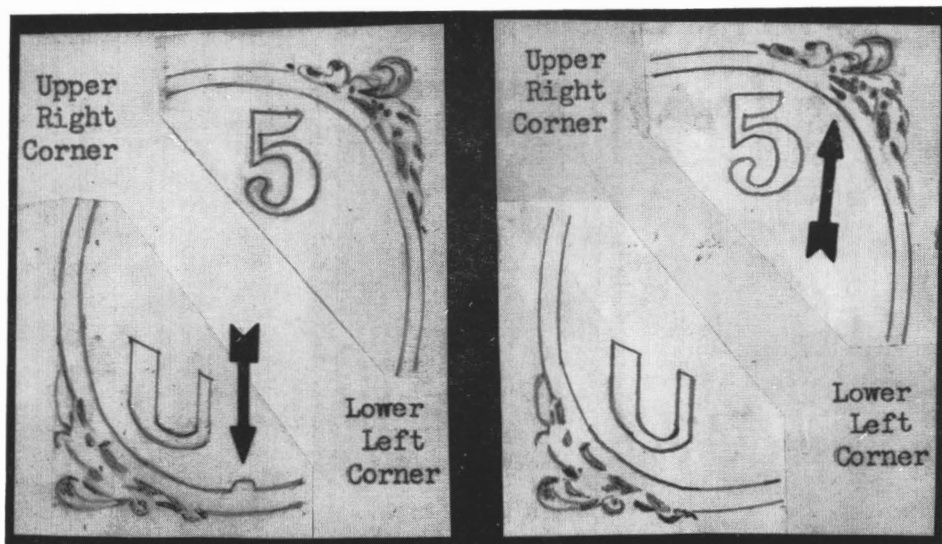


Figure 59. The Re-issue. Figure 59a. Regular Stamp. (Courtesy CeDora J. Hanus).




Figure 60. This enlargement clearly shows the "notch" that is present only on the Re-issue and on every one of these 5c Re-issues. (Courtesy CeDora J. Hanus).



Figure 61. This is a block of 25 of the proofs from the Re-issue Plate No. 58. Every stamp shows the variety in the lower left corner. (Courtesy CeDora J. Hanus).

The information below refers to the regular stamps and not to the Re-issues.

**Shades:** Brown, dark brown, pale brown, black brown.

**Varieties:** Double transfer of top frame line, Double transfer of bottom frame line, Double transfer of top and bottom frame lines.

**Plate:** Plate 17.

**Cancellations:** Black, blue, magenta, red, brown, green.

**Cancellation varieties:** 1864 year date, 1865 year date, "Paid," "Short Paid," Town, Supplementary Mail Type A or F, Express Company Cancellation, "Steamship," Packet Boat.

**Quantity issued:** Estimated at 6,500,000.

## Chapter VI

### THE TEN CENT STAMP OF THE 1861 SERIES

**T**HIS is the only denomination of the 1861 series that has more than one type. It is not easy to decide which of the two types should be called type I because of the fact that the type first prepared was last issued. The original design will be listed first, as Type I, since it is felt that if a choice must be made, as in the present case, between the date of issue, and the order of variations made from the original design, that this later should be used to determine the order of listing.

#### Type I (Scott 58, Minkus 50)




Figure 62. 10c Type I.

The design for this stamp is the one submitted with the bids of the National Bank Note Company. The points of difference between it and Type II can plainly be seen in the illustrations shown here.

No uses of this stamp have been found earlier than September 17, 1861 while Type II has been found used as early as August 20, 1861.

The reason, or reasons, why Type I was apparently not put to use before Type II is not known although it has been the subject of much conjecture. The most commonly accepted supposition is that the plate bearing this type, Plate 4, was put into use because the demand for the 10c was greater than could be supplied by the plate, or plates, that were then printing the 10c Type II. There is reason to feel that the stamps first printed from the Type I plate were sent to the West Coast although we know of no copy of the stamp used from there before October 30, 1861.

While it would be nice to know where and when the first Type I stamps were delivered, and the reason for the use of this plate, the most important thing so far as most of us are concerned is that there actually were two noticeably different types of the 10c 1861 stamps.

We know of no way to work out any accurate record of the quantity printed of this stamp as the only information available is to be found in the government records which indicate that between 27 and 28 million 10c 1861 stamps were printed. These figures include not only Type I and Type II but the grilled Type II stamps that were issued at a later date. Based on observation only, it appears that not more than 2% of the 10c 1861 stamps were Type I stamps.




Figure 63. An extremely fine Type I used from a small Iowa town to San Francisco. (Courtesy Wm. O. Bilden).



Figure 64. This is the earliest known use of the Type I 10c but the 5c Buff is known used as early as August 19, 1861. This was a double rate cover. Since no part payments were recognized under the U.S.--French Treaty, the cover was considered entirely unpaid so the stamps were wasted as far as the recipient was concerned. The "Short Paid" marking called the attention of the French to this matter and they rated it as 16 decimes due. The 6 in the New York postmark, which was in black, indicated a debit charge to France of 6c. (Ashbook photo).

### Interesting Previous Entry On Position 94R4 Of Type I 10c

In the Collectors Club Philatelist of July, 1922 was the following announcement; "What appears to be a newly discovered Shift on the U.S. 10c August of 1861 has just been discovered by Mr. A. Krassa. The most noticeable feature is a "V" showing underneath the bottom line bearing the legend "Ten Cents". Other marked differences show throughout the stamp which apparently indicate that a reverse transfer had first been made and corrected. The stamp is valued at \$75.00."

If the preceding paragraph were being written today the word "Shift" would be replaced by "previous entry" and "August" by "Type I".

Apparently, by error, an entry of the 90c was first made in this position, erased as well as possible and a proper entry of the 10c Type I was made. The position of this stamp was discovered by Philip H. Ward, Jr. on a block




Figure 65. Traces of previous entry by a 90c transfer roll.



then owned by him. The block was of positions 84R4, 85R4, 94R4 and 95R4 bearing a part of the imprint and the plate "No. 4".

There was a single used copy of this item in the Newbury collection.

The illustrations show the areas in which the previous entry can be noted with the "V" at the bottom of the stamp, indicated by arrow 1, being the original discovery area.

There has been some speculation that traces of a previous entry might be found on other positions of Plate 4 but none have ever been found. The Ward block was carefully examined and no such traces were found on the remaining three stamps of the block.

Many collectors have but little or no interest in "fly-speck" philately but students do and it is my opinion that there is still much to find by really careful and minute examination of our early stamps.




Figure 66. To be compared with Figure 495.



**Figure 67.** These two illustrations show the differences between Type I and Type II. The right stamp is Type II and it will be noted that a heavy curved line has been cut below the stars and an outer line has been added to the ornaments above them.

The paper of the Type I stamps is rather thin and semi-transparent and the stamps were printed in dark green and dark yellow green. They give the appearance of being rather heavily inked.

A few copies have been found on patriotic covers.

A used block of four, on original cover, cancelled at Lafayette, Indiana and used to Australia was sold in the Bertrand L. Drew sale of November, 1923. This is the only used block on cover that is known to the author. An unused block of four, O. G. and very fine, was sold in the Hind sale. A nice used block with red grid cancels was sold in a Robert A. Siegal sale June 18, 1964 and a O. G. block was in the Caspary Sale held by H. R. Harmer, Inc. in 1956. This might have originally been the "third" block.

**Shades:** Dark green, dark yellow green.

**Varieties:** Double transfer.

**Plates:** Plate 4.

**Cancellations:** Black, red, blue.

**Cancellation varieties:** Blue town, "Paid," Steamship, Express Company Cancellation, Supplementary Mail Type A.

**Quantity issued:** Estimated at 500,000.


**Type II (Scott 68, Minkus 51)****Figure 68. 10c Type II.**

This stamp is known used as early as August 20, 1861. It was printed from two plates, Plate 15 and Plate 26. Calculations indicate that about 25 million of this stamp were printed and issued. We estimate another 2 million stamps printed from these plates were grilled.

While this stamp is sometimes found on thin paper and in the deep yellow green shade of the Type I stamp, it usually comes on a paper that is thicker and more opaque than the paper used for Type I stamps.

Type II stamps, while occasionally found in the color given above, usually are found in green, yellow green, dark green, and blue green.

The stamp is not uncommon on cover and is occasionally found on Patriotic covers.



**Figure 69. 10c Type II used with 2c and 3c to pay single rate to France. The stamps bear the unusual "Union" cancellation of West Hampton, Mass.**



Figure 70. This Type II bears a beautiful Wells, Fargo marking out of San Francisco on Feb. 21 and arrived in Boston on March 19 after being routed down the West Coast, then via Panama to the Atlantic and on to Boston. (Courtesy Wm. O. Bilden).



Figure 71. This very fine and valuable cover was mailed at New York on Oct. 16, received in St. Joe on the 21st and out by Pony Express on the 24th for San Francisco. The letter weighed over a ½ ounce so an extra 10c U.S. stamp was needed, plus the "Small Garter" stamp at another dollar for a total cost of \$2.20 to the sender. (Photo by Ashbrook).




Figure 72. Flawed transfer in "TAG" of Postage.

Double transfers of greater or lesser degree are fairly common but one variety that usually is called a double transfer may not be a double transfer at all. We refer to the defective lettering of "TAG" of "POSTAGE." This variety, which is a prominent one, has been known to students for a long time. It occurs in blocks but we have never seen it in combination with a stamp that did not have this variety although such may very well exist. It seems probable that the defect was caused by the use of a transfer roll upon which some bits of metal had become lodged. The variety is prominent on some stamps and less prominent on others which indicates that the bits of metal wore away or became more deeply imbedded in the roller so that they made a lesser impression on the plate.

It should be noted that there are other theories regarding the cause of the "Tag" variety. It should be remembered that the roller had but one relief and it produced, from some cause and in some manner, both the "Tag" and the normal stamps. It is my belief that all "Tag" positions had been reentered with the original single relief roller that had in some manner become defective.

At least one used vertical pair, imperforate horizontally, exists for such a pair was sold in the Worthington Sale in 1917. This pair was defective but of extreme rarity.

This stamp is the first U.S. stamp known used in Japan. The "Hiogo" marking is well-known, particularly on the 1869 issue where it is found on the 1c, 3c, 6c, 10c, 12c, 15c (Type II), and the 30c. Many of these cancellations are suspect, particularly those offered "on piece", since many were made by a philatelic crook by the name of William Hale. After his death in the Federal Penitentiary at Atlanta, there were found among his possessions a lot of fraudulent stamping devices. These were destroyed in the presence of a number of prominent philatelists after impressions were made on ordinary paper for future reference. Among his fake marking devices was a "Hiogo, Japan" cut in boxwood by a clever engraver who lived in Amsterdam.

On June 1, 1867 a new order went into effect permitting the payment of the Registry Fee by stamps. The earliest stamp use under this new order as known to Ashbrook was June 4, 1867 when a pair of the 10c Type II was used to pay the Registry Fee on a double rate letter from New York to London on which a pair of the 24c 1861 lilac was used to pay the postage fee.



Figure 73. 6 copies of the Type II stamp in the deep yellow green on thin paper. This is a late use for the August shade. This cover was mailed by the American Bank Note Company from New York to Paris and represented a quadruple rate.  
(Courtesy Wm. O. Bilden).




Figure 74.

You don't see many fakes of our U. S. stamps but here is one made long ago. At the time this fake was made this stamp had little philatelic value. I suspect that the faker tried to see if he could make a fake good enough to get by in the mails. One look at his finished product would have told him it wouldn't pass inspection.

**Shades:** Yellow green, deep yellow green, green, dark green, blue green.

**Varieties:** Double transfer.

**Plates:** Plate 15, Plate 26.

**Cancellations:** Black, blue, red, purple, magenta, brown, green.

**Cancellation varieties:** 1861 thru 1865 year dates, "Paid," "Collect," "Short Paid," "P. D." in circle, "Free," Numeral, Railroad, Steamship, "Steamboat," Supplementary Mail Type A or D, Express Company Cancellation, Red Carrier, China, Japan, St. Thomas.

**Quantity issued:** Estimated at 27,300,000.

**Chapter VII**  
**THE TWELVE CENT STAMP OF THE 1861 SERIES**  
**(Scott 69, Minkus 52)**




Figure 75. 12c 1861.

**T**HE printing of this value was limited to around seven million stamps of which perhaps about half were grilled. The color of this stamp is black, gray black, and intense black and because of this color, cancellations do not greatly disfigure the stamp.

Double transfers are common, and the types of double transfers are of the top frame line, of the bottom frame line, and of the top and bottom frame lines.





Figure 76. The so-called "August" or "Premier" design that now is generally considered to be an essay. The illustration is of a proof.

Figure 77. The issued stamp which differs from the "August" principally by the addition of the ornaments at each corner. The illustration is of a proof.

A peculiar type of faking that has been done on this stamp is the removal of the corner ornaments in an effort to produce the rare "Premier" design. The faking is rather skillfully done and apparently is accomplished by sand-papering the design from the paper. Dangerous fakes have been made from August proofs. Only about 10 perforated copies on stamp paper are known to exist.




Figure 78. A 12c used with a 3c to pay the 15c rate to Austria. The stamp is scarce on Patriotic Covers.




Figure 79. Of course Wells, Fargo carried this letter only part way to Germany but it did start it out of San Francisco. A rather unusual use for the 12c stamp. (Courtesy Wm. O. Bilden).



The color of the stamp lends itself to cleaning and unused stamps should be examined carefully for cleaning and regumming.

Some of the early printings were on thin paper but the bulk of the stamps will be found on normal paper.

The earliest use of the stamp was in September, 1861.

The largest block of which we have any record is a reconstructed block of 82, made up of large blocks and strips, that is cancelled in ink "J. N. Lynch to W. & L. Lynch, Dec. 9, 1865." This represented a revenue use on a series of documents and the item was in the Frederick R. Cornwall Sale held by Morgenthau in 1918.

**Shades:** Black, gray black, intense black.

**Varieties:** Double transfer of the top frame line, Double transfer of the bottom frame line, Double transfer of top and bottom frame lines.

**Plats:** Plate 16.

**Cancellations:** Black, blue, red, purple, magenta, green.

**Cancellation varieties:** 1861 thru 1864 year dates, "Paid," "Registered," Supplementary Mail Type A-B-or C, Express Company Cancellation, Railroad, Numeral.

**Quantity issued:** Estimated at 7,314,000.

## Chapter VIII

### THE FIFTEEN CENT STAMP OF THE 1861 SERIES (Scott 77, Minkus 53) (Issued In 1866)




Figure 80. 15c 1866.

**A**LTHOUGH this stamp was not issued until late in the spring of 1866, the exact date being somewhat in doubt although Luff gave it as April 15, 1866. The publication *A Description of United States Postage Stamps*, published by the Post Office Department, gives the date of issue as June 17, 1866. Ashbrook's records show a use on April 15, 1866 but this may be an error since the U. S. Government publication "Postage Stamps of the United States" states that the date of issue was June 17, 1866. There is a cover in the Robert Markovits Collection used July 2, 1866.

Only one plate, Plate 41, was used to produce all of the 15c stamps. The records indicate that a little more than 4 million stamps of the 15c stamps were printed, of which about half were grilled and will be described later.

There was very little variation in color during the life of this stamp. It is found in black and full black and because of this the stamp did not cancel too badly.

Although the Standard Catalog classifies it as an ordinary stamp, collectors have assigned it to different classifications as suits their fancy. Issued in black just a year after the death of President Lincoln, many collectors consider it to be a Mourning stamp. Others consider it to be Memorial or a Commemorative stamp. The denomination of the stamp, 15c, was not necessary to care for the domestic registration fee that was set at 20c by the Postmaster General in accordance with the powers vested in him by the act of Congress of March 3, 1863 and which went into effect July 1, 1863. The Registration fee was 20c until Jan. 1, 1869 when it was reduced to 15c. Under this act, the Postmaster General was empowered to establish the registered letter rate, providing that the rate did not exceed 20c.

The common use of this stamp on registered mail, makes covers not too difficult to find as the importance of much registered mail causes a considerable amount of these covers to be saved. Unfortunately, a great many of these covers are the unwieldy legal size that usually are not considered so desirable from a collector's standpoint.



Figure 81. The 15c Lincoln used to pay the Registration Fee which was the normal use for this stamp after Jan. 1, 1869. (Courtesy Wm. O. Bilden).




Figure 82. A 15c Lincoln used to pay the single rate to France. (Courtesy Wm. O. Bilden).

Shades: Black, full black.

Varieties: Double transfer.

Plates: Plate 41.

Cancellations: Black, blue, magenta, red, brown, green, ultramarine.

Cancellation varieties: "Paid," "Short Paid," "Insufficiently Paid," Town, "Ship," Steamship, Supplementary Mail Type A.

Quantity issued: Estimated at 2,139,300.

## Chapter IX

### THE TWENTY FOUR CENT STAMP OF THE 1861 SERIES

**C**ONTRARY to the opinion as stated in our Standard Catalog for a great many years, there was only one issue of the 24c 1861 stamp, although it was issued in a number of shades or colors to which we give major catalog listings. All of these various printings were made from the same plate, Plate 6, and the total printing of the 24c, including the stamps that were grilled, was a little over 10 million.

#### The Twenty Four Cent Violet (Scott 60, Minkus 54)




Figure 83. The 24c Violet.

This is the stamp that was for years called the "August" or Premier printing to differentiate it from the printings in other shades that appeared a little later. Well, it appears true enough that this was issued in August, an August 20, 1861 date of use being known, and it is equally true that so far as can be told this shade was from the first printing. However, to call this first printing a separate issue is carrying things a bit too far and of course we will here consider all the shades as printed from this single plate to be a single issue. This first printing is found in violet and in a gray lilac, both usually printed on the thin and semi-transparent paper. Apparently some peculiarity in the ink makes the impressions look quite "fuzzy" and it may be that the change in the color of the ink was made in an effort, which was successful, to improve the quality of the impressions.

The Scott Catalog indicates that the stamp exists in both used and unused blocks.

**Shades:** Violet, grey lilac.

**Varieties:** None.

**Plates:** Plate 6.

**Cancellations:** Black, blue, red, ultramarine.

**Cancellation varieties:** 1861 year date, "Paid," Numerals.

**Quantity issued:** Estimated at 40,000.

## The Twenty Four Cent Steel Blue

There has been a great deal of discussion about the 24c stamp in this color. Stanley B. Ashbrook did a great deal of work of this stamp and it was his considered opinion that the Steel Blue is a natural color changeling originating from the 24c violet stamps of the first printing. In an exhaustive article printed in the July 1946 issue of *The American Philatelist*, Mr. Ashbrook presented his opinion on this matter and it is recommended that all who are interested in this matter should obtain this article and give it careful consideration. It should be understood that when Ashbrook was talking about the Steel Blue as a changeling he was not talking about the sickly looking gray, greenish gray, and green copies that are so often found and which most certainly are changelings. Most of these items are natural changelings although a few of them owe their colors to chemicals used in an attempt to remove cancellations. These chemical changelings are far outnumbered by natural changelings that have, in our opinion, been brought about by reactions between the ink and the paper or the gum of the stamp or the paper with which the stamp has been in contact, or by chemical reactions as may be brought about under certain atmospheric conditions. Nothing is more certain than that few of the 24c stamps of 1861 appear to us in their original shades.

The earliest recorded use of a Steel Blue is October 4, 1861.

So far as the Steel Blues are concerned, we are not prepared to assert that they are changelings but the existence of dozens of examples of stamps that were printed in various shades of violet and are also found in various shades of steel blue and gray, certainly gives one much to think about. To mention a few of these, among the United States stamps we find the 4c Playing Card stamp of the Civil War Revenues running from violet to a beautiful steel blue and down to a washed out gray. The same is true of the 4c Proprietary and the 30c Inland Exchange of the same issue. Nor are these violets to grays limited to the stamps of the United States for we find they occur in Saxony No. 20; Sweden No. 14, No. 20, and J7; Tasmania No. 14, and No. 32, and many other examples can be found.

One thing is certain about the Steel Blue—it comes in a range of shades. Like the 3c Pink of this issue, it comes in a shade that can be called "the real McCoy" and from that real Steel Blue shade we find shades all the way down to gray that far too often are called "Steel Blue."

Whether or not the Steel Blue is an actually issued shade or is a changeling from the Violet has not at this writing been settled to the satisfaction of all concerned. Whether or not it is a changeling, which I do not believe it to be, in our opinion it is a desirable and collectible item.

The largest block known to us was a full O. G. block of 6 that was in the Worthington Collection. This block reappeared in the Caspary Sale held in 1956. A fair O. G. block of 4 was in the Hind Collection.

**Shades:** Steel Blue.

**Varieties:** Scratch under "A" of "Postage."

**Plates:** Plate 6.

**Cancellations:** Black, blue, red.

**Cancellation varieties:** "Paid," Supplementary Mail Type A.

**Quantity issued:** Estimated at 80,000.

### The Twenty Four Cent Red Lilac (Scott 70, Minkus 55)



Figure 84. The 24c Red Lilac.

This shade of the 24c has not been found used earlier than January 7, 1862. In an associated shade usually considered as being from this "printing," we find the stamp in a brown lilac and a use as early as February 11, 1862 has been recorded for this item. The Standard Catalog has long listed a blackish violet as a variation of the red lilac but it is doubtful if this shade came into use until sometime in 1864. It is a scarce item and actually may be the most scarce of all of the 24c '61's with the exception of the true violet.

We have seen the variety noted in the Catalog as "Scratch under the "A" of Postage" but consider it to be of no more importance than dozens of other similar items that have not attained catalog recognition.

The stamp is known on a Patriotic cover.




Figure 85. A beautiful block of 6 with Plate No. 6 and portion of imprint.  
(Courtesy of Raymond H. Weill Co.).



Figure 86. A 24c Brown Lilac used with a 10c Type II and a 1c to pay the 35c rate from Philadelphia to Switzerland. (Courtesy Wm. O. Bilden).

Shades: Red lilac, brown lilac, blackish violet.

Varieties: Scratch under "A" of "Postage."

Plates: Plate 6.

Cancellations: Black, blue, red, magenta, brown, green.

Cancellation varieties: 1864 year date, 1865 year date, "Paid," Supplementary Mail Type A or B, Express Company Cancellation.

Quantity issued: Estimated at 400,000.

### The Twenty Four Cent Lilac (Scott 78, Minkus 56)




Figure 87. The 24c Lilac.

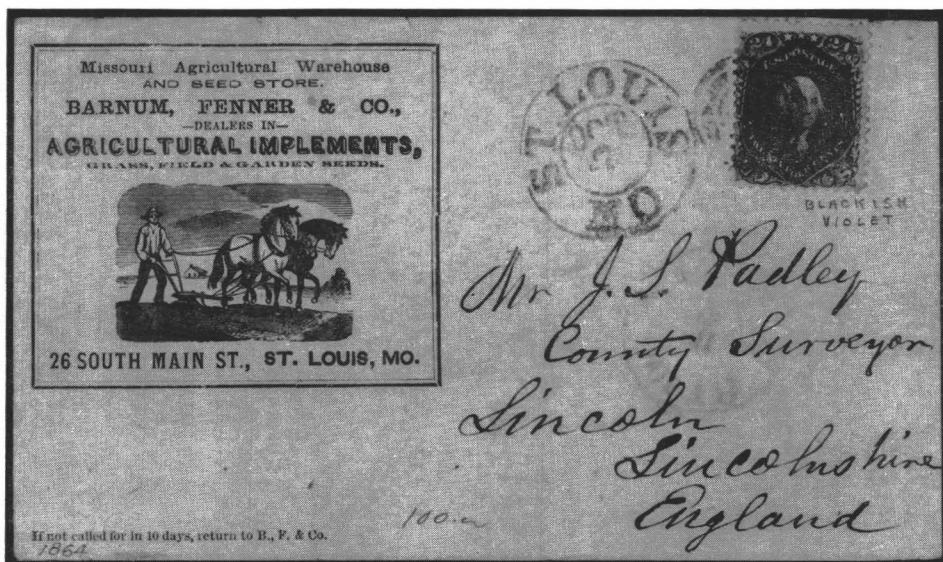


Figure 88. A nice corner card cover with the scarce 24c Blackish Violet 24c.  
(Courtesy Wm. O. Bilden).




Figure 89. 24c Lilac from Victoria, Canada via San Francisco to London.  
(Krug collection).



The earliest recorded date of use of the lilac shade of the 24c is February 20, 1863. The gray lilac is known used as early as Oct. 30, 1862. The stamp runs in shade thru lilac, dark lilac, gray lilac, gray and blackish violet. It seems extremely doubtful if these stamps ever were printed in all of these shades and it is our firm conviction that all of these stamps that tend toward the gray shades are stamps that have, thru natural causes, lost the lilac color in which they were printed. Recently we pulled, at random, 25 of these stamps cut of a stockbook and none of them could be said to match another in shade. The evidence that the bulk of most of the shades of the 24c have been caused by the actions of time rather than actual variations of the color of the ink at the time of printing seems obvious. The blackish violet stamp is scarce.

This stamp is found with the rare variety "Printed on both sides" but only two or three examples have been found—one of which was sold in the Harmer, Rooke Sale of Oct. 10, 1944.

**Shades:** Lilac, dark lilac, gray lilac, gray, blackish violet.

**Varieties:** Printed on both sides, Scratch under "A" of "Postage."

**Plates:** Plate 6.

**Cancellations:** Black, blue, red, magenta, green.

**Cancellation varieties:** "Paid," Supplementary Mail Type A, Numeral, "Free."

**Quantity issued:** Estimated at 9,620,000.

## Chapter X

### THE THIRTY CENT STAMP OF THE 1861 SERIES (Scott 71, Minkus 57)




Figure 90. The 30c 1861.

**I**T is a little surprising to find that this stamp has been found used at as early a date as August 20, 1861 which was the fourth day of the use of the 1861 series.

The stamp is found in two shades, orange and deep orange. Coupled with the fact that it is very hard to find a well-centered copy, this color, which always cancels badly, makes a truly superb used copy almost a rarity. I consider it the most difficult stamp of the 1861 Series to obtain in choice used condition. Such a copy is worth many times that of a normally cancelled copy.

The stamp is known on Patriotic Cover but of course such use is scarce in a stamp of this denomination.

Around 3,000,000 of these stamps were issued.

Blocks of 4, both used and unused, are occasionally seen but centered blocks are rare. There was a mint horizontal block of 8 in the Caspary Collection.

This stamp has been found, in used condition, "Printed on both sides."



Figure 91. This is a remarkably well-centered block and it is a real rarity in this condition. (Courtesy Raymond H. Weill Co.).



Figure 92. I think it would be difficult to find many covers of this period addressed to the Cape of Good Hope. This one went from Boston to Quebec, via the Ship "Jura" to England and then down to the Cape. Two 30c and two 3c made up the 66c rate. (Courtesy Wm. O. Bidden).




Figure 93. This cover with the 30c 1861 is rare in that the stamp bears the Supplementary Mail cancel, and only that cancel. This is a single rate cover of 15c but the Supplementary Fee was equal to the postage making a total of 30c. I would imagine that the cover was handed to the postal representative without a stamp on it right at dockside and he furnished the 30c stamp and cancelled it with the Supplementary marking. That the rate is a single only is shown by the red pencil "6" shown as a credit to France on a single rate. Had this been a double rate cover the marking would have been "12". (Ashbrook photo).



Figure 94. Here is a nice cover to Hong Kong, a single rate cover, bearing a 5c Buff, a 10c Type I, and a 30c 1861, routed via Marseilles. It bears a Supplementary Mail Type A cancel in red on the face of the cover which is the general rule on this cancel rather than being struck on the stamps. I rather suspect that when this received the Supplementary postmark that the extra fee was paid in cash and off cover stamps were cancelled and handed to the mailer as a receipt for the cash paid. Where else did the majority of off cover copies with this marking come from? The 30c exists in the unissued so-called "August Issue". About 15 are believed to exist. One pair is known and it was sold in the Casperly Sale in 1956.

Shades: Orange, deep orange.

Varieties: Printed on both sides.

Plates: Plate 7.

Cancellations: Black, blue, magenta, brown, red.

Cancellation varieties: 1862 thru 1866 year dates, "Paid," "Paid All," Railroad, Packet Boat, "Steamship," Supplementary Mail Type A, Express Company Cancellation, Japan.

Quantity issued: Estimated at 3,300,000.

**Chapter XI**  
**THE NINETY CENT STAMP OF THE 1861 SERIES**  
(Scott 72, Minkus 58)



**Figure 95. A magnificent used block of the 90c 1861.**

**I**T is believed that the 90c was used as early as September, 1861 and it is so recorded in the Luff records. Because this item is so rarely found on cover, it is difficult to discover and prove early dates of use. Ashbrook recorded Nov. 27, 1861 as his earliest known date. A copy on a cover addressed to Warren Delano at Hong Kong was sold in the Franklin D. Roosevelt sale of Feb. 4, 1946. Ashbrook recorded a Nov. 27, 1861 use.

The stamp comes in blue, pale blue, dark blue and dull blue.

A little less than 400,000 of these stamps were issued.

Blocks of 4 are rare. Two fair O. G. blocks were sold in the Hind Sales and very fine block of 8 was in the Caspary Collection.



Figure 96. A magnificent block of 8. (Courtesy Raymond H. Weill Co.).



Figure 97. The 90c 1861 on cover is of course a real rarity. The cover has a 3c Rose, a 5c Buff, and a 10c Type I in addition to the 90c and it certainly must be considered as one of our more desirable 19th Century covers, particularly in view of the fact that this is believed to be the earliest known use of the 90c. The November 27, 1861 date is recorded inside this folded letter and from the red circular marking "Boston Br. Pkt-Nov. 27" on the back of the cover. While the issue date of the 90c is believed to be August, 1861 this is the earliest recorded date of use. Of course off cover copies must exist that were used earlier but there is no way to prove their date of use. This cover went to Hong Kong by the way of London, across the Channel and then overland to Marseilles to catch a mail ship for Hong Kong where it arrived and was backstamped Jan 24 62. Note that the total postage was \$1.08, a double rate cover via Marseilles, weighing over  $\frac{1}{2}$  ounce.



Figure 98. Here is a cover used to China, bearing two 3c, one 10c Type II and a 90c 1861 for a total of \$1.06. This was a double rate cover and the reason that it did not take \$1.08 like the preceding cover was that it was used after July 1, 1863 when the rate "Via Marseilles" was reduced to \$1.06 on double rate covers.



Figure 99. This is another cover from the Augustine Heard Co. correspondence and it is a quadruple rate cover to Hong Kong from New York. Stamps used on it are a pair of 10c Type II, a 12c, and a pair of the 90c 1861 for a total of \$2.12. Our share of the postage was 20c with a credit to Great Britain of \$1.92. It was carried on the steamship "Africa" to England and then across the Channel and overland to Marseilles where it was placed aboard the mail ship for Hong Kong.





Figure 100. The "August" that now is generally considered to be an essay. Item illustrated is a proof. It exists both perforate and imperforate on stamp paper but it is not believed to have been issued.

Figure 101. The issued stamp which differs from the essay principally by the addition of a point of color in the apex of the angle at the top of the stamp and in the lines in the leaf ornament around the "U" at the lower left of the stamp. Item illustrated is a proof.



Figure 102. A 90c 1861 on cover from Baltimore to China. Used in 1866 and a very rare cover. (Ex-Newbury collection).

Shades: Blue, pale blue, dark blue, dull blue.

Varieties: None.

Plates: Plate 18.

Cancellations: Black, blue, red, green.

Cancellation varieties: "Paid," "Registered," Express Company Cancellation, Supplementary Mail Type A, 1865 year date.

Quantity issued: Estimated at 388,700.



## Chapter XII

### NOTES ON THE GRILLED ISSUES

**B**EFORE continuing our discourse, issue by issue, and stamp by stamp, it seems well to lay a foundation that should lead to a better understanding of the stamps that were issued with a grill, or with grills of various types and sizes. Nearly all of the information contained here is to be found in "*Notes on the Grilled Issues of the United States*" published in 1940 as a Handbook of the American Philatelic Society, and compiled by the author of this present work thru the generous assistance of Elliott Perry, H. L. Wiley, John Klemann and Clarence Brazier. In addition, the works of Wm. Stevenson, John Tiffany, J. B. Leavy, and John Luff were drawn on for much information. Elliott Perry was most generous with his time and knowledge and John Klemann and Clarence Brazier favored me with the loan of a great deal of material for study purposes in the late 1930's.

#### **Grills—What they are and why they were used on the stamps of the United States**

In the years between 1860 and 1870, the Government became much concerned over the real or imaginary cleaning and reuse of postage stamps. Inventors turned their talents to the perfecting of devices to eliminate the possibility of cleaning stamps so that they would look unused and thus be in such condition that they could be used the second time without detection by the postal authorities.

During this period the Government failed to provide the smaller Post Offices with cancelling devices and the common practice of using a pen to cancel the stamps on the mail made it rather easy to make these stamps appear unused with the aid of a little ink eradicator.

Among the great many devices that were brought out to curb the evil of cleaning was the device we know as the "Grill." Grills, as we term the embossing which was applied to certain U. S. stamps, were applied to the stamps by means of a roller pitted with small depressions forced into the roller by means of a knurl, or by a roller that was covered with small raised pyramids machined on the roller in such fashion that when the roller was applied to the sheet of stamps a certain area of each stamp was forced into the shape of the depressions or the pyramids of the grilling units. The idea behind the grilling was the fact that the grills would break the fibers of the paper to such an extent that the cancelling ink would soak into the paper to a degree that would make the cleaning of the stamp impossible.

Perhaps the best introduction to this subject of grills would be an examination of the aims and claims of the inventor of the grilling principle as set forth by the inventor, Charles F. Steel, in patent papers. To that end, let us conduct an examination of these papers.

#### **U. S. Patent No. 70,147**


We have here before us the original patent papers as issued by the United States Patent Office to Charles F. Steel, of Brooklyn, New York, on Patent No. 70,147, dated October 22, 1867 which is titled "Improvement in the Manufacture of Postage Stamps." We are indebted to Mr. John Klemann for the privilege of examining these papers, now somewhat worn with age, but of historical interest to all that are interested in the grilled issues of the United States.

*Postage Stamp.*

*N<sup>o</sup> 70,147.*

*Patented Oct. 22, 1867.*

*Fig; 4.*




*Fig; 5.*



*Fig; 6.*



*Fig; 7.*




*Fig; 8.*



*Fig; 9.*



*Fig; 10.*

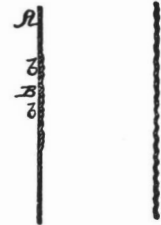


*Witnesses;*  
*Chas. C. Livings*  
*Wm. C. Day.*

*Fig; 1.*



*Fig; 3. Fig; 2.*



*Inventor,*  
*Charles F. Steel*  
*by his attorney J. S. [Signature]*

PLATE 1

Figure 103. Details of the Steel Patent No. 70,147. (Courtesy of Roy W. Johns).

Excerpts from these papers read as follows:

"TO ALL WHOM IT MAY CONCERN: Be it known that I, Charles F. Steel, of the City of Brooklyn, in the county of Kings, and State of New York, have invented new and useful Improvements in the Manufacture of Postage-Stamps, applicable, also, to other stamps, druggists' labels, etc.; and I do hereby declare that the following is a full and exact description thereof.

The object of my invention is to produce a stamp which shall stick better than usual, and which it shall be impossible to fraudulently remove and use again. Many efforts have been before made in this direction, but the difference in the dryness between the recently-applied cancelling-ink and the long-before-applied ink of the printing so greatly facilitates the removal of the former that it is frequently easy to wash off cancelling-ink with so simple chemicals as common soap and water, even when the cancelling-ink is of the same kind and quality as the ink with which the stamp is printed.

A part of my invention consists in embossing or partially breaking the paper, so as to open the texture of the paper along certain lines, without removing any part thereof. This causes the stamp, label, etc., to stick better, and allows the oil of the cancelling-ink, when such is used, to strike in very deeply.

Another portion of my invention consists in applying the gum to such stamps prior to the breaking operation. This avoids its too much filling such broken places, and impairing its appearance on the front side.

And another portion of my invention consists in leaving certain parts of the stamp, so broken, in a clean or unprinted condition. This allows such part to absorb the cancelling-ink still more perfectly, when such is used.

My improved stamp may be more cheaply produced than any stamps adapted to effect this purpose which are known to me.

I will first describe what I consider the best means of carrying out my invention, and will afterwards designate the points therein which I believe to be new.

I select suitable paper, and, applying the gum on one face, let it dry. I then press the entire sheet between embossed plates, or pass it through between embossing-rollers. I then flatten a portion or the whole of the paper, so as to nearly remove all indications of the embossing, except that the fiber of the paper remains disturbed, and partially broken. After this I print on the surface thus prepared.

I esteem it greatly preferable to leave a portion of each stamp unprinted, and untouched either by the printing device or the flattening device, but some of the advantages of my invention may be attained without thus proceeding.

I do not deem it necessary to describe the devices for embossing, flattening, printing, etc., as they may be of any convenient character known to mechanics; but I prefer surface-printing, as it is more easy by that style of printing to leave a portion of each stamp untouched and unaffected. (This is a most disappointing paragraph to students of grills who could have obtained a great deal of information if these devices could have been pictured or described in the patent.—L. G. B.)

The ordinary surface of a stamp which is printed by a plate is more compressed than usual. When paper is intensely compressed by the severe contact of the polished plate therewith it becomes more dense and impervious; and when upon the surface of paper so compressed is laid, as usual, nearly a continuous coating of thick ink—that used in printing the stamp proper—and the same is allowed time to become thoroughly dried, it is difficult for the cancelling-ink to strike into the material of the paper. But in my stamp, made in the manner which I most prefer, the paper is not compressed by the plate, and is not covered with well-dried ink at the points referred to, but, on the contrary, it is strained open, and formed into cavities sufficiently large to offer free access to the oil, and to the coloring matter of the cancelling-ink.

The cancelling-ink may be applied in any convenient manner, either upon the embossed surface alone, or promiscuously upon this and the other surfaces. The cancelling-ink, striking upon the embossed surface, enters the cavities and remains there, and washing will not remove it. Furthermore, the embossing so far weakens the paper that the stamp will not bear the same amount of severe washing as ordinary stamps, but will fall in pieces.

I believe that my stamp cannot be peeled from the paper by soaking without tearing at the embossed points, and I am positive from repeated trials, that the provision for absorbing and retaining the cancelling-ink is very successful.

I have proved, by experiment, that there is an increased degree of adhesiveness attained by this system of breaking paper and flattening it out again, and that it has the effect of an unsized paper, and is superior to an unsized paper, because unsized paper will not hold but absorbs the gum into its body. By first applying the gum, and then giving it the soft nature by mashing and breaking, as described, I obtain the adhesion due to unsized paper without the disadvantage. The breakage, as described, is different from simply perforating paper, because perforating does

not affect the whole body of the paper, while this straining and expansion does. I consider it also an important point that these stamps, being washed or soaked so as to remove the gum from them, cannot be regummed fit for sale, as the gum will penetrate to the face of the stamp and injure its appearance.

The printing may be done, with some success, directly upon the embossed or partially-broken material, before it is compressed or flattened again into the plane form. In other words, the compressing may be done by the operation of printing, or embossing on an embossed surface, but I prefer to flatten beforehand, as described.

Some of the advantages due to certain features of my invention may be separately enumerated as follows:—

First. By reason of the fact that the paper of my stamp is partially broken, I am able to make the paper more flexible and elastic, and less liable to loosen itself by shrinkage in drying; and also am able to insure the destruction of the stamp in any effort to fraudulently remove it, by making the stamp too weak to be removed entire; and also to insure that there shall be cavities and ragged fractures in the paper, which cavities will remain unfilled until the cancelling-ink is applied, and will afterwards hold the same, so that it cannot be washed away or otherwise removed.

Second. By reason of the fact that the gum is laid on my stamp before the embossing or partial breaking of the paper, I am able to avoid the filling of the cavities with gum. The ordinary wetting of the stamp to apply it commences to soften the gum on the outside, and does not soften it so much as to cause the gum to penetrate the fractures, and fractures remain open, in the same condition as if no gum were applied.

Third. By reason of the flattening of my stamps after their partial breakage or disturbance along the lines as described, I am able to print on the partially-broken surface as perfectly as if it had not been disturbed, while cavities are still allowed to remain partially but not entirely closed, to weaken the stamp and to receive and hold the cancelling ink, as specified.

Fourth. By reason of the fact that a portion of my stamp is left unflattened and unprinted, I am able to insure a still greater degree of permeability in the material of the stamp to receive and retain the cancelling-ink.

Having now fully described my invention, what I claim as new therein, and desire to secure by Letters Patent, is as follows:

1. I claim a postage-stamp, or equivalent printed paper, having the paper partially broken, opened, and weakened along the lines described, substantially as and for the purpose herein set forth.

2. I claim in the above applying the gum or equivalent adhesive material before such treatment of the paper as and for the purposes herein specified.

3. I claim, in connection with the above steps, the flattening of the whole or a portion of the surface of the paper prior to the printing operation, as and for the purpose herein explained.

4. I claim leaving a space, which is embossed and partially broken, as indicated, and not flattened or printed, substantially as and for the purpose herein specified.

In witness whereof I have hereunto put my name in the presence of two subscribing witnesses.

CHAS. F. STEEL."

Witnesses:

C. C. Livings

W. C. Day

From the evidence as presented by the patent papers, it seems very doubtful that Steel had actually produced any completed grilling device at the time he applied for the patent. It appears that his patent in reality covered an idea that could not, at the time the patent was granted, be called a reasonably tested process. The very wording of the Patent Papers, "I do not deem it necessary to describe the devices for embossing, flattening, printing, etc., as they may be of any convenient character known to mechanics \* \* \*," leads one to doubt if Steel had done much towards the production of a practical and tested machine for grilling. He may have made some crude device for experimental purposes, probably some sort of an embossed flat surface, which he used to test his theories. His idea as set forth in the Patent Papers—"I then press the entire sheet between embossed plates, or pass it through between embossing-rollers," is of interest to any student that approaches the study of the various grills from a mechanical point of view.

## Chapter XIII

### THE GRILLING APPARATUS

ON the basis of the author's mechanical experience, it seems that the most practical way to have applied the grills to the stamps would have been to pass the sheets between two rollers. We have never been able to find any evidence that would indicate that any of the philatelic writers of earlier days actually saw the grilling apparatus. Most of them that wrote about the grills wrote in a matter-of-fact manner about the "lead bed" and we are inclined to believe that at least the earlier grills were produced in a machine that consisted essentially of a roller and a lead or similar bed. Apparently no one now living is in a position to express a positive opinion on the exact construction of the machine.

If two rollers were used it is probable that the male roller was hardened and used in the fashion of a knurl to produce the second or meshing roller.

Despite the fact that we would like to make out a case in favor of two rollers being used, (the grilling roller and the meshing or pressure roller), because we feel that this would be the most practical and efficient type of machine, we must admit that we cannot find a shred of evidence that this was the type of machine that was used.

As a matter of fact, grills produced by the female roller, (the "A" and "C" grills), almost surely were produced on a machine that had a lead or similar bed that was formed, by the pressure of the roller itself, into a sort of a reverse die of the roller. The size and number of the grilling pits would tend to keep the roller, and the reverse die formed on the bed, in mesh. We have yet to see a stamp from the female roller which produced the "A" and "C" grills that shows any evidence that the roller and bed were out of alignment.

The strongest bit of evidence in favor of the flat bed instead of the pressure roller being used is the fact that the grills as found on the stamps are almost invariably so applied that the sides of the grills are very nearly parallel with the sides of the stamps. We consider that it would have been much more difficult to produce such results with two rollers than a roller and a flat bed.

In the case of the male rollers, it is doubtful if a lead bed, or any similar soft or semi-soft metal bed, was used. Either the bed, or roller as the case may have been, was made of steel and was hard. (in which case the greatest care would have to have been exercised to keep the roller in perfect mesh), or the bed, or roller, was covered with a semi-firm but yielding material such as cloth, rubber, leather, or some similar substance. The older writers make much of the great wear and tear on the bed of the machine but we feel that we must discount these particular remarks to a certain extent.

The machinists of 1867 were highly skilled and competent workmen and the building of so simple a machine as would be needed to grill stamps would have been an easy task. The operating of the machine would have been equally simple, and the fact that even if it was operated at the extremely slow speed of 4 sheets per minute the machine would grill over 2,000,000 stamps per week, leads us to feel sure that the wear of any part of the machine, with the probable exception of the bed which received the impression of the roller and on whose surface the sheets were placed for grilling, would have been of little consequence. The average production of stamps for the years 1867-1873 was about 9 million per week and the capacity of the machine was obviously greater than the number of stamps that actually were grilled.

It is our opinion that cloth, leather, or cardboard was the substance used under the grill roller for any of these would have stood up under the action of the grill roller for a long time. It would not have been necessary to keep the machine in mesh when any of these substances was used, and since we are

aware of no griled stamp from these rollers that shows the least evidence that the grill roller was out of mesh with the bed or pressure roller, it is pretty safe to assume there was nothing to keep in mesh. Double, Triple, Split grills and other types of grill errors show up fairly often and if there were such a thing as an "out of mesh grill," which would of course present its own evidence on the stamp in the form of traces of additional grill points formed by the portion of the reverse die that was out of mesh by the roller, it seems certain we would find them.

From a mechanical standpoint, it seems that it would be simple to construct a grilling device consisting of two rollers thru which the sheets were fed, and it would certainly be easier to power than a device in which the roller either had to traverse the length of the flat bed or under which the flat bed had to pass under pressure.

When we use the term "power" we do not mean to imply that we consider the grilling devices to have been powered by any mechanical force—on the contrary we believe them to have been hand operated and hand powered. Certainly the grilling roller was not continuously turning as would have been natural in a mechanically powered machine. If this were true the marginal grills would have been as likely to occur in the middle of a sheet as at the sides, unless, as seems extremely unlikely, the device had some sort of an automatic feed that permitted the sheets to enter the machine only when the grilling units on the roller and the end of the sheet were in a certain position.

We illustrate with simple drawings our conception of a likely design for a machine which could have been operated by one, or possibly two, men, and to which the application of the Stevenson—MacBride—Perry theory of the marginal grills seems very logical—more logical to us than if the roller was rolling back and forth across a flat surface. Very briefly, this theory of the marginal grills is that they were produced by a continuous strip of grill units that ran LENGTHWISE across the length of the cylinder and NOT around the cylinder. This theory is unquestionably correct. The sheets were fed SIDEWISE thru the grilling device and occasionally the roller was in the position that caused this ordinarily unused portion of the cylinder to be impressed on the single row of stamps along the edge of the sheet—the balance of the sheet receiving the normal grills of the cylinder.

It would have been natural for a workman to have started the turning of the grill roller from nearly the same relative position for the grilling of each

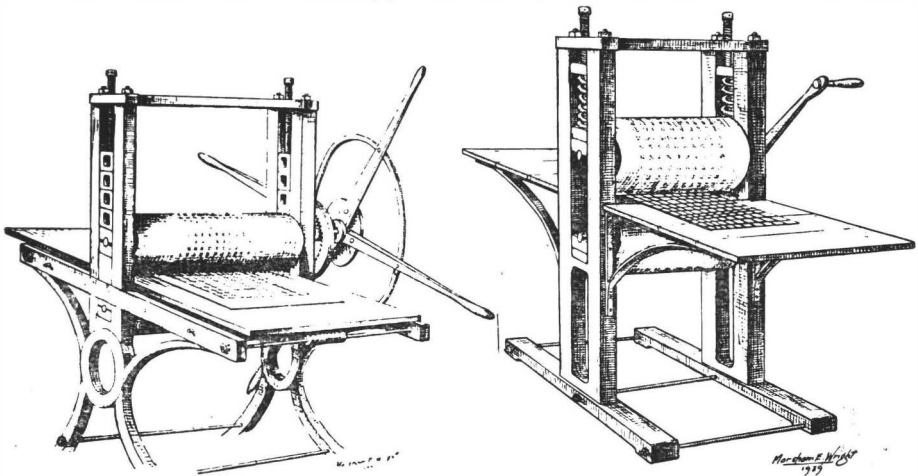


Figure 104. Proof press adopted for grilling.

Figure 105. Practical design for grilling machine.

sheet—especially if it were recognized that a certain area on the roller was not supposed to be used. However, carelessness would account for a certain number of operations being started with the turning handle, and therefore the grilling roller, in a slightly different position than was correct, and this could bring the ordinarily unused portion of the roller into use. This could then produce a marginal or a split grill.

Of course this theory can be fitted to a machine which consisted of a roller passing over a flat bed but we do not believe this quite logical because as we conceive the roller and flat bed machine, the roller would be turned one way to grill the sheet and then turned backwards to its original position to be ready for the next sheet. If this were the case it seems that it would have been necessary to make the bed and the roller move in unison and it doesn't seem that the roller should get out of position, which would be almost necessary if the marginal grills were ever produced on this type of a machine. Of course, it isn't impossible to figure out how this type of a machine could produce a marginal grill. If the bed were longer than necessary, the sheet could have been placed further back on the bed than was usual, the roller could have travelled this extra distance and a marginal grill area on the roller could have been impressed on the edge of the sheet.

It has been suggested by Elliott Perry that a lead plate could have been placed in the bed of a hand press and the grill roller could have been substituted for the usual pressure roll which could have converted a printing press into a grilling machine. This may have been done for experimental purposes but we believe a regular machine was built for the purpose of grilling the stamps contracted for by the government.

We illustrate our conception of the possible adaptation of a proof press of the period for use as a grilling machine. As the name indicates, this type of a press was used to take a proof impression of any setup of type, cuts, etc., and was in as common use during this period as it is to this very day. It would have been very natural to adapt this type of a machine for use in the early grill experiments. In ordinary use the type was locked in a form, placed on the bed of the machine, inked, paper was placed on top of the type, and the bed, which was mounted on rollers, was forced under the pressure roller which of course forced the paper onto the type and thus caused an impression to be made on the paper. In the drawing shown here the pressure roller has been replaced by a grilling roller. An attempt has been made to show the continuous strip of grilling units that ran across the cylinder and which produced the marginal or so-called "End roller grills" when this normally unused portion of the roller was brought into contact with the stamps due to improper feeding of the sheets of stamps thru the machine. Bear in mind the fact that the sheets of stamps were fed into the machine sidewise and that the grilling roller thus passed across the stamps from one side to the other. We believe the stamps were fed normally so that the roller entered on the right side of the sheet of stamps and then of course last contacted the left side of the sheet. This explains why the marginal grills, which show up as a row of grilling units running the full vertical length of the stamp, were produced by a continuous row of grilling units that ran across the grill roller.

We show a simple machine as it might have been built for the express purpose of grilling stamps. In this machine, two rollers, rather than a bed and a roller as illustrated in the machine adapted from the proof press, would have been used. One roller would have been the actual grilling roller and the other would have been a pressure roller which forced the sheet, or sheets, of stamps against the grilling roller and of course helped force these sheets through between the rollers. The bed of this machine was merely used as a platform from which to feed the sheets through the rollers and as a platform to catch the sheets as they emerged from the machine. The pressure roller would have been covered

with some sort of a yielding substance such as cloth, paper, leather, or rubber. If a machine was built for the express purpose of grilling stamps it probably was built along lines similar to the machine as illustrated here. Either of the two machines illustrated could have been fed from both sides and it is not unlikely that a workman alternately fed and received a sheet providing, of course, that he was working with another workman.

In order to give you a general idea of the appearance of grilled stamps we show an illustration of a stamp grilled by the roller that produced the "Grilled all over" stamps and an illustration of a grill produced by one of the later cylinders. (The terms roller and cylinder have the same meaning here). The grilled all over grills were produced by a Female grill roller, which means that the roller was covered with small pits or depressions into which the paper of the stamp was forced by the grilling process.

Looking at the back of a stamp grilled from a female roller, you look down into the small pits, but when you look at the back of a stamp grilled by a male roller you see projections upward on the back of the stamp.




Figure 106. Left: Female Grill. Right: Male grill.

The right hand illustration of the two grills shown here is from a Male cylinder, and is thus from a cylinder that is covered with regularly spaced areas that were composed of small pyramids that projected from the surface of the cylinder. These pyramids were forced into the paper when the sheet of stamps was run under the roller.

The "A," and "C" grills were produced with the Female cylinder. All other grills were produced with Male cylinders.

### Experimental and Essay Grills

For some time we have been trying to decide as to the best time, in relation to the rest of this information on the grills, to present the Essay material. Not all of the material included here was produced before any of the grilled stamps were regularly issued. It seems obvious that some of the experimental grills were produced through the early life of the grill contracts.

From the standpoint of logical sequence, or from the standpoint of telling what Charles Steel was trying to do, it seems rather obvious that we should try to trace the story of his efforts in as near chronological order as possible. It is possible this portion of the article will be of more interest to the reader after he gains a good knowledge of the regularly issued grills.

So far as the reader's interest is concerned, it certainly is true that for most collectors the important part of any article is the part which will, when it is thoroughly understood, enable the collector to personally benefit by the knowledge gained. In other words, to most of us, the important things so far as the grills are concerned is to be able to tell one from another, the scarce grills from the commoner ones, and the genuine from the fakes. The information which we sincerely hope will enable you to gain this knowledge will appear in the chapters that follow.



Here is one proof of experimentation after stamps had been grilled and issued for some months, a copy of a letter mailed by the Post Office Department to the National Bank Note Company:

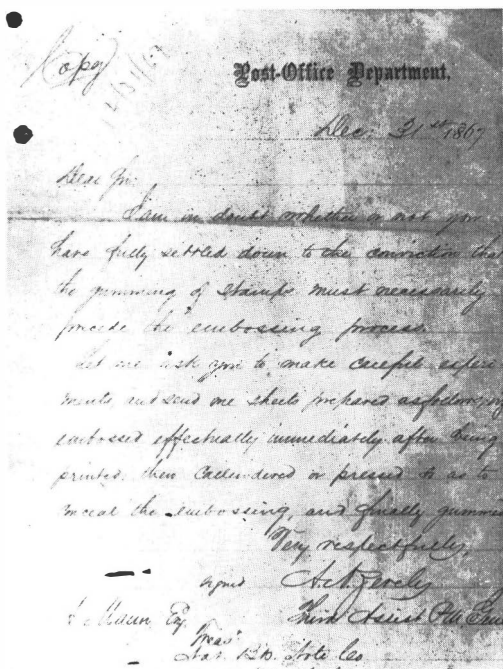


Figure 107.

"Dec. 31, 1867

Dear Sir:—

I am in doubt whether or not you have fully settled down to the conviction that the gumming of stamps must necessarily precede the embossing process.

Let me ask you to make careful experiments, and send me sheets prepared as follows, viz. embossed effectually immediately after being printed; then callendered or pressed so as to conceal the embossing and finally gummed.

Very respectfully,

A. Mann, Esq.,  
Treas.  
Nat. B'k. Note Co.,  
New York.

Signed, A. T. ZEVELY,  
Third Assist. P. M. Gen'l."

It is unfortunately true that knowledge of the Experimental or Essay grills was or is now limited to a mere handful of philatelists. Among the best known of these few were the late John Klemann, the late Clarence Brazer, and, currently Elliott Perry. Through the courtesy of Mr. Klemann, who was long recognized as one of the leading authorities on the grilled issues, we are able to illustrate a considerable number of very rare and interesting items. We are also indebted to Mr. Brazer, whose name is so closely associated with Proofs and Essays, for many of the items illustrated here.

We take the liberty of quoting from some personal letters at this time:

"In response to your note of May 1st, 1939, I have gotten together a lot of the material relating to the grills and with this material and what you have and can get, I feel sure you can make up a valuable addition to what the average stamp collector should know about the stamps of this period."—John A. Klemann.

"I hope you will illustrate all the varieties of Essay grills and counterfeits so collectors may have all necessary information in one place in your handbook and be able to see the differences."—Clarence W. Brazer.

Along this same line, the author has had so many letters from Mr. Perry that he would not know from which to quote. He has given, for the asking, much valuable information that cost him years of hard study to acquire.

### First Experiments

It seems obvious, from drawings submitted with the patent papers, that one of the first experiments with the grills was of the following design: a design of small size, intended to replace the central portion of the stamp, which was in the form of a small shield within which was a raised but colorless numeral 3. This shield, with the exception of the numeral, is grilled. The device that applied the grilling, which is composed of blunt pyramids, points down, obviously impressed the numeral at the same time that it produced the grilling. Both Mr. Klemann and Mr. Brazer submitted a typographed design having the same appearance as the 3c 1861 except that the central portion of the stamp, which normally was a portrait of Washington, has been replaced by the shield design mentioned above.

Also furnished by Mr. Klemann were the following pieces: an imperforate item, printed in Dark Brown on Green paper, typographed, with a large Brown border around the outside of the design. This item has a pyramid grill of 13x15 points, points down, impressed over the area covered by the shield in the center of the design.

We find the 3c 1861 design with the shield and numeral in the center of the Essay, the grill covering the shield only, imperforate, on paper of various colors as follows: Black on Yellow, Black on Orange, Black on White, Deep Pink on White Red on Orange. These pieces are about 2x3" and are gummed.

Also before us is what is probably a wash drawing in Red, similar to the above although it is not grilled, and no colorless shield is in the center of the shield. Crossed pencil lines drawn on the shield indicate the area to be grilled. It is signed "McDonald—P. O. Dept." This is likely an O. K. by McDonald to go ahead with this particular experiment. This item is so faded that it is not practical to illustrate it here.

The four items next illustrated are no doubt some of the earliest experiments with embossing which is related to stamps. All are from the Klemann collection. The pair is without gum but is perforated and has a shield embossed (not grilled) on each of the otherwise blank pieces that make up this pair. It apparently is composed of the regular stamp paper of the period and is perforated like the regular stamps. The grill of circular design is about 15 mm. in diameter and is composed of flat top pyramids of irregular size, points down. The grill is surrounded by a border of 24 holes or perforations and is impressed on a small piece of white gummed paper. The next illustration shows another grill of circular design, about 12 mm. in diameter, that consists of an embossed numeral 3 in a circular field of flat top pyramid grill units, all printed in a brilliant carmine ink that covers all of the grilled area except the bottoms of the depressions. This grill is points down. The fourth item in this group, is composed of a frame of network design, printed in blue, in the center of which is a colorless shield within which is impressed the same circular grill and numeral that is shown in the previous illustration although this is not impressed in color. It is perforated 12 as were the stamps of the period.

Other items of a highly experimental nature are shown here. These are as follows: a design of a cross, design of a star, and two somewhat similar oval designs. They are all found on small pieces of paper about 3/4x1" in size. Although it might appear that they were formed, in each instance, by the use of




Figure 108. Early experimental grills.




Figure 109. Experimental grills.




Figure 110. Experimental grills.

two different grilling devices, one impression being placed over the other, this is not believed to be the case. Close examination shows the rows of embossing in both the background and central designs to be in perfect alignment in all cases and this causes me to feel sure that the designs were produced by polishing the background so as to reduce the embossing ability of the background which caused the central design to show up clearly. This type of embossing was never used on stamps and we do not believe it was ever used on an essay.




Figure 111. Another early experiment.

A sheet of white paper, approximately 10x10", which has the appearance of being pricked all over with vertical rows of pin points, (the so-called "Music Box" essay grill), is supposed to be the paper used in the first "grilled all over" experiments. Mr. Klemann had the following Bottom Plate Number and Imprint blocks of 12 of the 3c 1861 stamp impressed with this grill:

Plate #11, Grill points up  
 Plate #11, Grill points down  
 Plate #34, Grill points up  
 Plate #52, Grill points up

We illustrate the block from Plate #11, points up. The points on this grill are about 1 mm. apart.




Figure 112. "Music Box" grill, points up.




Figure 113. Music box grill (Experimental).

Figure 114. Back of stamp with music box grill.

We illustrate a single copy, points down, that has been experimentally pen and cork cancelled on a small piece. These items were never postally used or issued to the public. Mr. Brazer also showed me essays of this character.

We illustrate a single copy from the back so that the character of this Pin point grill can be plainly seen. As has been stated before, the grill comes with the points up and points down. From the ragged appearance of the perforations on this copy it appears that this type of grill weakened the perforations in about the same manner, although not to the same degree, as did the grills produced by the "A" roller.

Further items furnished by Mr. Klemann included the following: a sheet, embossed all over except for a narrow margin about 3/16" wide around the four edges of the sheet. It is not improbable that this sheet was produced by

a plate rather than by a roller although this is not necessarily true. It happens that this particular sheet has a stitch watermark running the long way of the sheet. The area covered by the embossing is about  $8\frac{1}{2}'' \times 10\frac{5}{8}''$ . Although the grill is quite similar to the grill found on the issued stamps, we do not feel that the device that produced this particular sheet was used on any of the issued stamps. We have seen the 5c and 30c stamps of the 1861 issue embossed with this grill but do not believe they were regularly issued in this form. On the issued stamps the grill breaks through the paper while on this Essay sheet, the grill appears to have been made by a plate composed of flat top pyramids which were impressed on the sheet from the gummed side. On this essay the grill shows as small squares impressed in the paper but not cutting through it.




Figure 115. Essay grill very similar to issued "all over" grill.



Figure 116. Imperforate pair with essay grill from trial roller.

We have seen sheets and portions of sheets of embossing as illustrated. In the Klemann collection we found these items on 7 different colors of paper and it is not unlikely that further colors and paper variations exist. The illustration shows the FACE of the paper, i.e., that which would be the face of the stamp, if such had been printed.

Other grilled all over items that may be mentioned at this time are:

An imperforate pair of the 3c 1861, Lake shade, with an all over grill from a trial roller.

An imperforate pair of the 3c 1861, normal shade, with an all over grill from a trial roller different from the above.

A small piece of gummed stamp paper, grilled by the original "A" roller.

Another sheet embossed all over, the size of the sheet being  $10\frac{5}{8}'' \times 17\frac{1}{2}''$ , with the grilling extending over the entire sheet, which seems to be a sheet of the

original stamp paper embossed with the issued grill as produced by the "A" roller. A note with this item reads as follows: "This sheet has not been passed through the hydraulic press (500 tons pressure) and consequently the embossing is much more clear than on the finished stamps." This sheet was of the size necessary to print 200 stamps.

Two similar items, on small pieces of white paper which measure approximately  $3\frac{3}{4} \times 2$ ", in which the center area of  $1\frac{13}{16} \times 1$ " is griled similarly to the grill that is found on the full sheet and on the part sheet. It is 33 rows of points in width which is no doubt the width of the knurl that produced the plate or the roller (as the case may have been) from which the full sheet and part sheets mentioned above, were made. An examination of the full sheet and part sheets shows the lap rows plainly.




Figure 117. Embossed with the "A" grill.



Figure 118. Essay grill.

On a piece of white paper  $5\frac{5}{8} \times 4$ ", we find an experimental griled band about 1" wide running horizontally across the piece. This grill, which is composed of bosses with square bases and was impressed from the back, does not bear any resemblance to any issued grill.

We had before us a single essay from Mr. Klemann, and a pair of the same essay from Mr. Brazier, made in imitation of the 3c 1861. (It is typographed in Red and is griled all over with a grill of dull bosses with erect sides, points down, the points being nearly square. The grill is only moderately impressed and does not appear to do much towards breaking the fiber of the paper. The grill is impressed points down.

We also have seen a 3c 1861, a trial color essay engraved in Black, with the same grill as the above except that the points are up.

We find a large variety of colors in Lithographs of the 3c 1861 that have been impressed with the "C" grill of 16 to 17, x 19 points. On these essays the grill is found both with the points up and points down. Since it is fairly obvious that it would be much cheaper to pull sheets of the regular stamps (which were being produced at the time) out of stock than it would be to go to the expense of producing a lot of different colored lithographs, it seems apparent that these items were produced not merely for the purpose of testing the grills, but were made with the additional idea that it might be practical to produce

stamps by Lithography, which is a cheaper method of production than from engraved plates, if they were protected by a grill. As is well known, from the standpoint of the Government, the main idea behind the production of stamps from engraved plates, rather than by cheaper processes, is the added protection against counterfeiting that is given by the engraved process. A list of these 3c Lithographs as furnished by Mr. Klemann follows:

**13x16 "C" Grill, Points down instead of up Imperforate**

- Black on Light Buff
- Blue on Pinkish
- Dark Blue on Cream
- Perforated 12**
- On White Wove Paper
  - Carmine Rose
  - Carmine
  - Dull Brown
  - Brown
  - Yellow
  - Red
  - Bright Blue
  - Blue
  - Deep Blue
  - Emerald Green
  - Gray Black
  - Black
- On Colored Paper
  - Stone on Grayish
  - Blue on Grayish
  - Black on Grayish
  - Vermilion on Grayish

**13x16 "C" Grill, Points Up Perforated 12**

- On White Wove Paper
  - Dull Pink
  - Pink
  - Bright Pink
  - Rose
  - Deep Carmine
  - Carmine Lake
  - Yellow
  - Orange
  - Light Blue Green
  - Green
  - Dark Green
  - Gray Black
  - Black
  - Brown
  - Pale Vermilion
  - Bright Vermilion
  - Light Blue
- On Colored Paper
  - Green on Grayish



Figure 119. Lithographs with grills as above.

The same grill, points down, on a blank piece of tinted paper, perforated 12.

All of the preceding was by the courtesy of Mr. Klemann although Mr. Brazer also kindly furnished samples of some of these items. We have no way of knowing whether this is an absolutely complete list or not and we suspect other color varieties may exist. This information was given us many years ago.

The 3c 1861 also exists in numerous trial colors with the "Z" grill. We show an extremely fine block of 4, with attached blank tabs that are also grilled, which shows this variety very well. This block is from the Brazer collection. We have seen this item in the following colors: Dark Brown on Buff, Black on Yellow, Green on Green, and numerous hues or shades of Red on colored paper.

12c 1861 Issue, Trial Color Proof with the "Z" grill. On Plate printings in many trial colors, we find the 11x14mm. grill, usually 14x18 points, occasionally with a 15th row of incomplete units, points down, with the usual characteristics of the "Z" grill. So far as can be determined by an examination of a considerable number of them, they apparently were grilled by the same roller that produced the issued "Z" grills although the appearance is slightly different

than the appearance of the grill as we find it on the issued stamps. In an examination of these items, the first thing that strikes one's eye is the fact that the impression of the grill is exceptionally strong. The whole area covered is really sunk into the face of the stamp. We consider it possible that in order to produce a heavy impression of the grill, a slip sheet was laid under the sheet and fed thru the machine at the same time as the sheet. A close examination shows that the grill appears to be very sharply impressed when one examines the face of the stamp but an examination of the back of the stamps, most of which had gum, shows that the grill points are not nearly as sharp as would be indicated from the face. The points have a more rounded appearance than the "Z" grill as it appears on the issued stamps but a close examination reveals the horizontal ridges of the true "Z" grill. Most of these Essays were printed on a very heavy paper and it may be that the roller would not produce sharp impressions, so far as the points themselves are concerned, on this heavy paper. A list of these items furnished by Mr. Klemann follows:

### 12c 1861 — Trial Color Plate Proofs with the "Z" Grill

Color of stamp	Type of paper	Color of paper
Black	Laid	Lavender
Black	Laid	Yellow
Black	Wove	Salmon
Black	Wove	Lilac
Red	Laid	Greenish
Brown	Laid	Greenish
Brown	Wove	Buff
Brown	Wove	Orange
Brown	Wove	Salmon
Brown	Wove	Lavender
Brown	Wove	Lilac
Blue	Laid	Lavender
Blue	Wove	Pinkish
Blue	Wove	Orange
Green	Laid	Lavender
Green	Wove	Cream
Green	Wove	Salmon
Green	Wove	Pinkish

It is not known whether or not this list is complete. The grill is found on various blank colored papers, perforated and gummed, grill impressed from the ungummed side.




Figure 120. Experimental "Z" grill.

The most reasonable explanation we can give as to the reason for the existence of so many different Essays with the grill on them is that when the experiments concerning this particular grill were in progress, it was only natural to want to apply the grill to stamps in order to see how the grill was going to appear. Sheets of the 12c 1861 probably were in the files of the National Bank



Note Company and since they had no further normal use for these items, it was only natural that they should take this opportunity to use these sheets in their grill experiments.



Figure 121. Block of 4 with tabs and experimental 'Z' grill.

It will be noted in illustrations Fig. 120 and Fig. 121, that the impressions of the grill are very strong, particularly along the sides of the grill unit. This no doubt is due to the fact that particular care probably was exercised to obtain fine impressions on this trial grilling, and, further, it might well be that since the material used as the bed of the grilling device no doubt was new and in the best possible condition at the time these experimental grills were made, that the end result was that exceptionally fine grills were produced. It is our opinion that the condition of the bed of the grilling device was a greater factor in the production of strong grills than was the roller. In other words, the bed probably wore down a great deal more than did the roller and as it thus in effect moved further and further away from the roller, weaker and weaker grill impressions were made.




Figure 122. Impression from Continental grill roller.

Figure 123. "Continental Grill" on a blank, gummed, and perforated piece.

We show an interesting impression taken from the "Continental Grill Roller", on heavy white paper (probably more accurately described as light card), which contains 54 grill unit impressions. This portion of the sheet is 6x9". Along the right hand edge of the sheet we find the "End Roller" grill which is about  $\frac{1}{2}$ " in width. The grilling units are 10x12 points. At the bottom of the sheet, which is apparently a presentation item, we find the following pen written inscription: "Grill of the Continental Bank Note Co., Chas. F. Steel." This apparently is in the handwriting of Mr. Steel. We regret that no better illustration is available.

We are glad to be able to show an impression from the Continental Grill Roller on a blank, gummed, and perforated piece of stamp paper. This is the "J" grill for which so many collectors have hunted—and so few found. The grill is very heavily impressed and a number of points break thru the paper. This item is from the Brazer collection.

### Odds and Ends

Both Mr. Klemann and Mr. Brazer showed the author the 1c 1861, imperforate, the center design omitted and the space left blank, printed in Brown Red on various tinted paper, with a grill of 14x16 to 17 rows heavily embossed in the center of the area left blank.

The points of the grill are down. Mr. Perry also reports this grill of 14x17 points, on a perforate blank with an "S" written on the pitted side. The above item is also known with an embossed monogram as the central design.

The interesting Essay with its self-explanatory attached coupon, is grilled with a "C" grill, points up. This item is known in several colors and we have seen it perforated as well as imperforate.




Figure 124. An interesting essay with "C" grill.

We have it on the authority of Elliott Perry that the 3c 1869 exists imperforate and grilled all over, cancelled in black with a small circular handstamp of the National Bank Note Co. This item exists gummed and is known to exist in blocks.

Sir Nicholas Waterhouse made the following statement regarding the 1c 1861 stamp: "The 1c is known with the all-over-grill but it was probably never issued. Other authorities now agree that it is merely an essay. These so-called essay grilled all over items usually differ from the issued items in that the grill was either produced by a different roller or else it was not so strongly impressed as the points of the grill do not cut through the paper as does the issued grill."



Figure 125. 1c 1861 design with center blank but embossed with a heavy grill 14x16 to 17 points in size.


In the Nassau Stamp Co auction sale of Oct. 10, 1939, an O. G. copy of the 1c 1867 with an unlisted 13x16 grill sold for \$400. It is stated that but two copies are known. This is indeed an interesting item but, until proof can be shown that it should be given consideration as a stamp, it must be considered an essay. We saw a copy of this essay in the collection formed by O. J. Olson of St. Paul.

## Chapter XIV

### ILLUSTRATIONS OF ISSUED GRILLS AND A DETAILED LISTING OF GRILL SIZES

*Major Grill Classifications as listed by the Standard Postage Stamp Catalog.*


"A" Grill,	covers the entire stamp	Points up
"B" Grill,	18 x15 mm (22x18 points)	Points up
"C" Grill,	13 x16 mm (16 to 17 by 18 to 21 points)	Points up
"D" Grill,	12 x14 mm (15 by 17 to 18 points)	Points down
"Z" Grill,	11 x14 mm (13 to 14 by 17 to 18 points)	Points down
"E" Grill,	11 x13 mm (14 by 15 to 17 points)	Points down
"F" Grill,	9 x13 mm (11 to 12 by 15 to 17 points)	Points down
"G" Grill,	9 ½ x 9 ½ mm (11 to 12 by 11 to 12 points)	Points down
"H" Grill,	10 x12 mm (11 to 13 by 14 to 16 points)	Points down
"I" Grill,	8 ½ x10 mm (10 to 11 by 10 to 13 points)	Points down
"J" Grill,	7 x 9 ½ mm (10x12 points)	Points down



A Grill

B Grill, see comment on page 299


C Grill



D Grill

Z Grill

E Grill



F Grill

G Grill

H Grill

I Grill

J Grill

Figure 126. Illustrations of the various types of grills.




Figure 127. Grills on Peruvian stamps.

We show the two types of grills that were used on Peruvian stamps. They are similar but not identical with the grills used on the grilled issues of the United States.

The Standard Postage Stamp Catalogue lists the 1871 Postage and Postage Due issues of Turkey embossed with a grill. We have only recently seen our first examples of these items. The "embossing" seems to be a series of light pin-pricks covering a small portion of the stamp.

The following illustrations show the various stamps which have been grilled and under each is listed the grills and sub-types of each grill that have been found on them. The catalog number, as listed by Scott, is also given.

Figure 128.



- #85a "Z" grill
- #86 "E" grill
- Double grill
- Split grill
- #92 "F" grill
- Double grill
- Split grill

Figure 129.



- #84 "D" grill
- #85b "Z" grill
- Double grill
- #87 "E" grill
- Double grill
- Split grill
- Triple grill
- #93 "F" grill
- Double grill
- Split grill

Figure 130.



- #79 "A" grill
- #82 "B" grill
- #83 "C" grill
- Double grill
- #85 "D" grill
- #85c "Z" grill
- #88 "E" grill
- Double grill
- Split grill
- Triple grill
- Inverted grill
- #94 "F" grill
- End roller grill
- Double grill
- Split grill
- Triple grill
- Quadruple Split grill

Figure 131.



- #80 "A" grill
- #95 "F" grill
- Double grill
- Split grill

Figure 132.



- #85d "Z" grill
- #89 "E" grill
- #96 "F" grill
- Double grill
- Split grill
- Quadruple split grill

Figure 133.



- #85e "Z" grill
- #90 "E" grill
- Double grill
- Split grill
- #97 "F" grill
- Double grill
- Split grill
- End roller grill

Figure 131.



- #85f "Z" grill
- #91 "E" grill
- Double grill
- Split grill
- #98 "F" grill
- Double grill
- Quadruple split grill

Figure 135.



- #99 "F" grill
- Double grill
- Split grill

Figure 136.



- #81 "A" grill
- #100 "F" grill
- Double grill
- Split grill

Figure 137.



- #101 "F" grill
- Double grill



Figure 138. The 1869 issue.

The 1869 issue comes with the "G" grill only.



Figure 139. The Bank Note stamps with grill.

Stamps of the designs shown in Fig. 139, except the 5c Taylor, when printed by the National Bank Note Company, exist with the "H" grill on all values and with the "I" grill on the 1c, 2c, 3c, 6c and 7c values. Stamps of the same designs, but with secret marks added, as described by Scott's, were printed by the Continental Bank Note Company and all values but the 90c exist with the "Continental" grill on them. They are exceedingly rare and there is practically no chance of coming across them accidentally. The 2c Vermillion and the 5c Blue (Taylor) of the 1875 issue are also known with the "Continental" grill.

### Detailed Listing of Grill Sizes by J. B. Leavy

Some of the early writers made very complete listings of the most minute—either real or imaginary—variations in the size of the grills. We consider the following list to be the best of its kind.

1868

#### GRILL POINTS UP

- 3c grill covering entire stamp, grill measures 13x12½ points to the 10mm.
- 5c grill—as above.
- 30c grill—as above.
- 3c grill 22x18 rows of points, measuring 18 x15 mm.
- 3c grill 16x21 rows of points, measuring 12½ x16½ mm.
- 3c grill 17x20 rows of points, measuring 13 x16 mm.
- 3c grill 16x20 rows of points, measuring 12½ x16 mm.
- 3c grill 17x19 rows of points, measuring 13 x15½ mm.
- 3c grill 16x19 rows of points, measuring 12½ x15½ mm.
- 3c grill 17x18 rows of points, measuring 13 x14½ mm.
- 3c grill 16x18 rows of points, measuring 12½ x14½ mm.
- 3c grill 15x18 rows of points, measuring 12 x14½ mm.

1868

#### GRILL POINTS DOWN

- 3c grill 17x19 rows of points, measuring 13 x15½ mm.
- 3c grill 15x19 rows of points, measuring 11½ x14½ mm.
- 3c grill 15x18 rows of points, measuring 11½ x14 mm.
- 2c grill 15x18 rows of points, measuring 11½ x14 mm.
- 3c grill 15x17 rows of points, measuring 11½ x13½ mm.
- 1c grill 14x18 rows of points, measuring 11 x14 mm.
- 2c grill 14x18 rows of points, measuring 11 x14 mm.
- 3c grill 14x18 rows of points, measuring 11 x14 mm.
- 10c grill 14x18 rows of points, measuring 11 x14 mm.

12c	grill	14x18	rows of points, measuring	11	x14	mm.
1c	grill	14x17	rows of points, measuring	11	x13 ½	mm.
2c	grill	14x17	rows of points, measuring	11	x13 ½	mm.
3c	grill	14x17	rows of points, measuring	11	x13 ½	mm.
10c	grill	14x17	rows of points, measuring	11	x13 ½	mm.
12c	grill	14x17	rows of points, measuring	11	x13 ½	mm.
15c	grill	14x17	rows of points, measuring	11	x13 ½	mm.
1c	grill	14x16	rows of points, measuring	11	x13	mm.
2c	grill	14x16	rows of points, measuring	11	x13	mm.
3c	grill	14x16	rows of points, measuring	11	x13	mm.
10c	grill	14x16	rows of points, measuring	11	x13	mm.
12c	grill	14x16	rows of points, measuring	11	x13	mm.
15c	grill	14x16	rows of points, measuring	11	x13	mm.
1c	grill	14x15	rows of points, measuring	11	x12	mm.
3c	grill	14x15	rows of points, measuring	11	x12	mm.
10c	grill	14x15	rows of points, measuring	11	x12	mm.
3c	grill	13x17	rows of points, measuring	10	x13 ½	mm.
3c	grill	13x16	rows of points, measuring	10	x13	mm.
2c	grill	12x18	rows of points, measuring	9	x14	mm.
3c	grill	12x18	rows of points, measuring	9	x14	mm.
12c	grill	12x18	rows of points, measuring	9	x14	mm.
15c	grill	12x18	rows of points, measuring	9	x14	mm.
1c	grill	12x17	rows of points, measuring	9	x13 ½	mm.
2c	grill	12x17	rows of points, measuring	9	x13 ½	mm.
3c	grill	12x17	rows of points, measuring	9	x13 ½	mm.
5c	grill	12x17	rows of points, measuring	9	x13 ½	mm.
10c	grill	12x17	rows of points, measuring	9	x13 ½	mm.
12c	grill	12x17	rows of points, measuring	9	x13 ½	mm.
15c	grill	12x17	rows of points, measuring	9	x13 ½	mm.
24c	grill	12x17	rows of points, measuring	9	x13 ½	mm.
30c	grill	12x17	rows of points, measuring	9	x13 ½	mm.
90c	grill	12x17	rows of points, measuring	9	x13 ½	mm.
1c	grill	12x16	rows of points, measuring	9	x13	mm.
2c	grill	12x16	rows of points, measuring	9	x13	mm.
3c	grill	12x16	rows of points, measuring	9	x13	mm.
5c	grill	12x16	rows of points, measuring	9	x13	mm.
10c	grill	12x16	rows of points, measuring	9	x13	mm.
12c	grill	12x16	rows of points, measuring	9	x13	mm.
24c	grill	12x16	rows of points, measuring	9	x13	mm.
30c	grill	12x16	rows of points, measuring	9	x13	mm.
3c	grill	12x15	rows of points, measuring	9	x12	mm.
3c	grill	11x17	rows of points, measuring	8 ½	x13 ½	mm.
2c	grill	11x16	rows of points, measuring	8 ½	x13	mm.
3c	grill	11x16	rows of points, measuring	8 ½	x13	mm.

1869

## GRILL POINTS DOWN

1c	grill	12x12	rows of points, measuring	9	x 9 ½	mm.
2c	grill	12x12	rows of points, measuring	9	x 9 ½	mm.
3c	grill	12x12	rows of points, measuring	9	x 9 ½	mm.
6c	grill	12x12	rows of points, measuring	9	x 9 ½	mm.
10c	grill	12x12	rows of points, measuring	9	x 9 ½	mm.
12c	grill	12x12	rows of points, measuring	9	x 9 ½	mm.
15c	grill	12x12	rows of points, measuring	9	x 9 ½	mm.
24c	grill	12x12	rows of points, measuring	9	x 9 ½	mm.
30c	grill	12x12	rows of points, measuring	9	x 9 ½	mm.
1c	grill	12x11	rows of points, measuring	9	x 9	mm.
2c	grill	12x11	rows of points, measuring	9	x 9	mm.
3c	grill	12x11	rows of points, measuring	9	x 9	mm.
6c	grill	12x11	rows of points, measuring	9	x 9	mm.
10c	grill	12x11	rows of points, measuring	9	x 9	mm.
12c	grill	12x11	rows of points, measuring	9	x 9	mm.
15c	grill	12x11	rows of points, measuring	9	x 9	mm.
24c	grill	12x11	rows of points, measuring	9	x 9	mm.
30c	grill	12x11	rows of points, measuring	9	x 9	mm.
90c	grill	12x11	rows of points, measuring	9	x 9	mm.
10c	grill	11x11	rows of points, measuring	8 ½	x 9	mm.
12c	grill	11x11	rows of points, measuring	8 ½	x 9	mm.



1870

## GRILL POINTS DOWN

1c grill 10x10	rows of points, measuring	8 x 8	mm.
2c grill 10x10	rows of points, measuring	8 x 8	mm.
1c grill 10x12	rows of points, measuring	8 x10	mm.
2c grill 10x12	rows of points, measuring	8 x10	mm.
3c grill 10x12	rows of points, measuring	8 x10	mm.
3c grill 10x13	rows of points, measuring	8 x10 ½	mm.
3c grill 11x11	rows of points, measuring	8 ½ x 9	mm.
6c grill 11x12	rows of points, measuring	8 ½ x 9 ½	mm.
15c grill 11x12	rows of points, measuring	8 ½ x10 ½	mm.
1c grill 11x13	rows of points, measuring	8 ½ x10 ½	mm.
2c grill 11x13	rows of points, measuring	8 ½ x10 ½	mm.
3c grill 11x13	rows of points, measuring	8 ½ x10 ½	mm.
7c grill 11x13	rows of points, measuring	8 ½ x10 ½	mm.
12c grill 11x13	rows of points, measuring	8 ½ x10 ½	mm.
24c grill 11x13	rows of points, measuring	8 ½ x10 ½	mm.
90c grill 11x13	rows of points, measuring	8 ½ x10 ½	mm.
90c grill 11x15	rows of points, measuring	8 ½ x12	mm.
3c grill 12x14	rows of points, measuring	9 x11	mm.
24c grill 12x15	rows of points, measuring	9 x12	mm.
90c grill 12x15	rows of points, measuring	9 x12	mm.
1c grill 13x15	rows of points, measuring	10 x12	mm.
2c grill 13x15	rows of points, measuring	10 x12	mm.
3c grill 13x15	rows of points, measuring	10 x12	mm.
6c grill 13x15	rows of points, measuring	10 x12	mm.
7c grill 13x15	rows of points, measuring	10 x12	mm.
10c grill 13x15	rows of points, measuring	10 x12	mm.
15c grill 13x15	rows of points, measuring	10 x12	mm.
30c grill 13x15	rows of points, measuring	10 x12	mm.
1c grill 13x16	rows of points, measuring	10 x12 ½	mm.
3c grill 13x16	rows of points, measuring	10 x12 ½	mm.
7c grill 13x16	rows of points, measuring	10 x12 ½	mm.
90c grill 13x16	rows of points, measuring	10 x12 ½	mm.

"I consider the variations in the grills of the 1868 and 1869 issues of considerable importance. All the varieties I have noted of these issues come in clear strong grills easily counted without the aid of a glass. I believe each sheet of stamps to have been grilled separately, and the varieties to have been caused by the cutting away or wearing of the outer edges of the grill. (Not held to be true as explained earlier in this chapter—L. G. B.) I think these varieties quite as important, and as worthy of collection, as the numerous variations in perforation of the British Colonials. The varieties of the 1870 issue I do not consider of any importance, these stamp were grilled a number of sheets at a time, and while the top sheets would show a strong grill the bottom sheets would show little or no grill and the intermediate sheets numerous variations in size of grill. (This theory of numerous sheets being grilled at a time agrees with that of Wiley. My own opinion is expressed in Chapter 3—L. G. B.) I have an unsevered pair of 7c one of which is grilled 13x15 rows and the other 13x16 rows, both are strong clear cut grills. I also have a strip of four 90c, one of the middle stamps showing a grill of 13x16 rows strongly cut, the other the same grill poorly impressed, while the two outer stamps show no grill at all. Careless workmanship of this sort appears very often in this issue, while in no case does it occur in the two preceding issues, where each stamp of a sheet is grilled exactly like its neighbor."—J. B. Leavy.

## GRILL VARIETIES AND THE STAMPS ON WHICH THEY ARE KNOWN TO EXIST

End Roller Grills (Marginal Grills)—#94, 87, 114, 117, 134, 136, 137, 138, 139, 140, 143, 158, 159, 179.

Double Grills—#83, 85b, 86, 87, 88, 90, 91, 92, 93, 94, 95, 96, 97, 98, 99, 100, 101, 112, 113, 114, 115, 116, 117, 118, 119, 120, 121, 134, 135, 136, 137, 141.

Split Grills—#86, 87, 88, 90, 91, 92, 93, 94, 95, 96, 97, 99, 100, 112, 113, 114, 115, 116, 117, 118, 119, 120, 121, 122, 134, 135, 136, 137, 141.

Triple Grills—#87, 88, 94, 114.

Quadruple Split Grills—#94, 96, 98, 113, 114, 115, 134, 135, 136, 137.

Inverted Grills—A few stamps are known with the grill impressed thru the paper in the opposite to the normal direction and these are called "Inverted grills." They are rarely found and the only ones we have seen are a pair with the "E" grill discovered by the author, and a copy with the "F" grill.

## Chapter XV

### THE 1867 GRILL UNITS AND CYLINDERS

**S**TEVENSON'S remarks on the cylinders (rollers) used to grill the United States stamps were as follows:

"Cylinders used—How many cylinders were used to produce the normal issued grills of the three issue periods? I don't know. It is of extreme importance to understand to begin with that there were a certain number of cylinders, and no more. As we gain added information we may possibly be able to absolutely limit those known. (Illustrations of the two types of rollers which produced the various grills are shown in Fig. 396). No attempt is made here to picture any particular grill—it is the essential difference that is being brought to your attention. It should be remembered that the grilling rollers were applied to the face of the stamps. The face of the stamps was forced into the female roller by the action of the bed under the roller which causes "Points up" on the face of the stamps. The male grill penetrated the face of the stamps hence the term "Points down" is applied to grills produced by male rollers.

Cylinder No. 1—The Female cylinder. Appears entire in essays and in the A grill as issued experimentally in 1867. Appears further in B and C grills as issued and in essays in the C sizes.




Figure 140. Female Grill.

Male Grill.

Cylinder No. 2—Pin-point grill. Appears only in essays. Apparently used only in 1867. May be earlier than No. 1 but this is not likely.

Cylinder No. 3—Truncated pyramid grill. Appears entire in essays of 1867 period. Very possible, if not probable, that this appears again in the 1870 period. (It is possible but improbable that a Cylinder was made for the grilling of the plain shield on essays made according to the patent requirements. Until we know more about this item we can leave out this possible cylinder.)

Cylinder No. 4—Cross grill cylinder. Apparently made the D grills and part of the E grills.

Cylinder No. 5—Cross grill. Produced the Z grill only, as shown both on essays and on issued stamps.

Cylinder No. 6—Cross grill. Produced the F grills and possibly part of the E grill. (Note—As regards the Cylinders No. 4 and No. 6, I do not as yet say that two cylinders, or more, were used to produce the D, E, and F families. Two seem indicated by present evidence. More than two may have been used but this does not seem at all probable.)

Cylinders No. 7 and No. 8—Produced the grills of the 1869 period as issued. (G and H grills).

The 1870 period is still a problem. The work is not at all good as issued. Nothing seems to indicate that they made nice new cylinders for this period. The indications to date are that they used a revision of a previous cylinder, say the No. 4, for making the H grills, and it is almost certain that they dug up and machined in two directions the No. 3 cylinder for the "I" grills. As previously noted, the H and I grills seem to come from these same cylinders after a recutting of the grooves each way to produce better penetration.

These manufacturers were not making grills for their health. They made no cylinders except for business purposes during these issue periods. All the cylinders of 1867 are truly experimental in efforts to produce better results. The 1869 grills are about the nearest we find them getting to a final solution. The 1870 grills are very certainly not experimental and are probably simply attempts to "get by" with an imitation of grilling.

Any grill rectangle not shown on one of the apparently normal cylinders is, as a matter of course, quite open to suspicion. That is the first test for the genuineness of any grill. Any rectangle of grill on one of the normal cylinders, certainly produced, very nearly exactly, its certain proportion of all of the grills made by that cylinder, one at each application of that cylinder to a sheet. There is, therefore a limit, quickly reached, to the rarity of any particular impression. To assume that on any cylinder in any period there was one rectangle that produced a grill impression differing fundamentally from all the other rectangles produced by that cylinder is silly. Any such rarities must show their own credentials and a different origin. Some odd sizes may come from nearly unknown essays. They require study and are not open to listing as issued grills without the clearest evidence. A few essays do exist, period of manufacture unknown, that almost certainly come from a single rectangle of grill on a flat service, not on a cylinder. These would be a natural product and, as I say, may be perfectly normal, as essays. The only one about which I am at all satisfied seems to be either a Continental or an American product, probably the latter and probably related to the Peruvian grills made by the National Bank Note Co.—Stevenson.

A further discussion by Stevenson on the 1867 Grill Units and Cylinders follows:

"The A, B, and C grills all show the Biscuit-units. The D, E, F and Z grills all show the Cross-grill units. The former all come from the one female cylinder. The latter come from the following male cylinders.

The first cylinder was a female cylinder, originally covered with small pyramidal pits running in rows directly around the cylinder and directly lengthways. From this condition of this cylinder comes the A grill. The pits were spaced approximately  $1/32$  of an inch apart on centers and so closely spaced that but narrow ridges were left between rows of pits. When this cylinder was run over and pressed against the paper resting on a malleable bed (of lead or of some similar material) the material of the bed was forced up into those little pits carrying the paper in front of it and variously straining and bursting it into the little biscuits found in the stamps. The breaks in the paper are quite irregular and from the causes stated.

The ridges between rows of pits were pressed directly into the paper against the resistance of the bed and formed on the back of the paper a true grid of embossed lines at right angles.

The B and C grills seem to come from this same cylinder by planing off strips each way to about the level of the bottom of the pits, leaving rectangles in relief, each rectangle showing in its face the original pits. We find the same identical biscuit units. We also find the rectangles themselves embossed ABOVE the BACKS of the stamps. Further operations on the stamp sheets to a certain extent pressed out some of the sharper effects, but close examination of fine specimens will show all these things clearly. In some grill essays, or samples, these effects are shown with the utmost clearness in the B grill sizes of rectangle and mistakes as to the fundamentals involved are impossible.

Except for these first three families, all issued grills apparently come from male cylinders, that is, from cylinders with units embossing in relief. These male units were pressed directly into the paper and variously strain, stretch, cut, or puncture it. In all reasonably well made specimens, the impressions in the paper show the characteristics of the units from which they were derived. In no case did, or could, a unit of one shape produce the identical "foot-print" of a unit of a quite different shape. Get that firmly fixed in mind and much of the previous confusion will disappear. Some things are physically impossible.

All the male cylinders were undoubtedly produced by cutting tiny grooves each way, lengthways the cylinder and around it. In general, this cutting of grooves in the two directions did not cut the slanting sides of the units at exactly the same angle. The result in the cross grills is to produce, normally, pyramids that have a ridge instead of a point at apex. Pointed pyramids are the great exception, not the rule, and it is highly probable that the few that seem to show a point instead of a ridge are due to a very short ridge, or to faulty eyesight, or to a change from the original clearness of impression. Under the circumstances, a pyramid with a point for apex would seem abnormal.

The four edges of such pyramids have a tendency to cut the paper along four lines, occasionally appearing to meet in a point, but normally meeting in two V's which touch the two ends of the similar line cut by the ridge. The breaks in the paper give the natural name of Crossgrills to those produced by such units.

In the D, E, and F units, the ridges of the units run lengthways the stamps and of the rectangles of grill. The general characteristics of the Z grill are the same but the rectangles run in odd sizes and the ridges of the units run the other way, across both the stamp and the rectangles of grill. They come from a cylinder differing from those that produced the other families of the period and are readily differentiated after one knows something of the details here described. They are quite genuine and are apparently more common in grill essays than among the issued stamps.

In the issued stamps, I have so far seen the Z grill only on the following: 1c, 2c, 3c, 10c and 12c. All are used except one of the 12c which I have unused with full gum.

We do not know just when the first experiments were made with this patented process. Mr. Tiffany stated that the entire grill (presumably referring to the A grill with the biscuit units) dates from May 8, 1867. This may well be close to correct. The earliest known used specimens come from August, 1867. It seems hardly probable that actual issue of these stamps was necessary, as an experiment to determine how they would work in practice, since their unsatisfactory nature is obvious. They may have been thrown into stock and used up as ordinary specimens of the period. Still, we do know that it is customary to try all such things on the public and this may be the case here. They are, however, experimental grills, not paid for as grilled stamps.

We do know that the patent was granted to date October 22, 1867 and was probably applied for some time before that. In his report for the fiscal year ending June 30, 1867, and dated November 1, 1867, (written possibly any time between those dates), the Postmaster General, referring to this process, stated that "Experiments are in process." He was doubtless correct and it is probable that the grills were experimental during the rest of the year.

The contract under which they were operating did not call for grilling the stamps, nor for remuneration for this extra work on issued stamps. It is apparent that the contract was later amended to change this. When this change was made, we have not been informed but we have some data bearing on it.

During the first quarter of 1868 the Stamp Agent for the first time kept separate count of the stamps issued with and without embossing. The reason for this is clearly that the work could be paid for at two different rates.

Relative numbers existing in the different grills and other items of evidence, indicate January as the month when the change took place.

Which family was the first under the contract is not yet certainly established but the E grill seems to be indicated as the first under contract, the first not strictly experimental.

The families above listed as the A, B, C, D, E and F grills certainly appeared in this order. Where the Z belongs in the list is in doubt. That is why I list it separately. The first four families occur on the 3c stamps in what may be called the "dry" shades. Some of the E grills come also in these printings and presumably represent the first of this family. This may well be due to their originally following the procedure of the patent which called for: first the gumming, then the embossing, and last the printing. This would preclude printing on moistened paper as is required for the best results in printing from line engraved plates. The improvement in shades within the E grill period may be thus due largely to a change in the process to: first printing, then gumming, and last the embossing.

The Z grills in the 3c value come also in those "dry" shades. This would seem to indicate that they belong to this earlier period, and that they either precede the E grills or were contemporaneous with the first of the E grills. The E grills are found on the 1c, 2c, 3c, 10c, 12c and 15c. The Z grill therefore seems to belong somewhere between January and May, 1868, though it may have come earlier, possibly before the change in the contract. However, again, the D grill is found only on the 2c and 3c and the Z grill thus almost certainly follows the D grill period. Until we get a sufficient number of dated copies, we can best leave the Z grill thus located as to period.

The theory has been advanced that the reductions in area grilled from the A grill to include the F grill came from the necessity for greater strength in the stamp paper than permitted by the A grill; and later to the wearing off of the marginal rows of units in the rectangles.

This is doubtless correct as regards the A grill. It weakened the paper too much for practical use. As the female cylinder could not be in any way altered to produce the D and following male grills by simple reduction of area grilled, this

theory hardly is complete, with our present knowledge. I have studied a great many specimens of this 1867 issue and have yet to find the slightest signs of excessive wear in marginal rows of the rectangles to account for the later reductions. Everything considered, it seems probable that the male units were introduced to provide better penetration of the paper, the paper was successively made thinner or more frail to permit such better penetration, and the area grilled was reduced successively to reduce the weakening of the weaker papers, until they arrived at the smallest grilled area that would in any degree produce the results aimed at by the patent and the contract, while being as large as the thinner paper would carry in practice. This is largely also theory but it fits all the known facts, which previous theories do not do. There were also doubtless other considerations in the minds of the contractors, to which we have no clues as yet. Possibly the reduction in area was partially due to a desire to reduce the area of the malleable bed affected at each operation."

### General Discourse on Grills by H. L. Wiley

While we do not hold that the following discussion exactly follows present day opinions regarding certain deductions regarding the grills, we do feel that since Wiley was a real student of the grilled issues it is of importance to present the ideas as held by him. It is almost certain that in the light of present day knowledge regarding the grills he would be in accord with current opinions. Where he makes a statement no longer held to be true we will correct it to the best of our ability.

"Stevenson, in the Collector's Journal, has elaborated upon the subject of grills and has advanced several new ideas, among which he states his belief in the theory that the grill roller was subjected to one or more "trimmings" which produced grills of various character. A review of the possible varieties which might be produced by one unaltered roller under other variable conditions, and a consideration of the spirit in which the National Bank Note Company executed their work leads me to doubt that they indulged in any trimming (except where the Government was concerned), or other superfluous refinements tending to improve the output when these refinements involved an expenditure of time and money.

The last grills noted in the issue of 1867 consisted of 11x16, 11x17, 12x15, 12x16 points and it is probable that the same roller used on these stamps, after having been idle for four years during the intervening issue of 1869 on which the grills were much smaller, was again brought into service for the stamps of the 1870 issue.

It is my belief that this roller may have been trimmed up and used for these later stamps, or that a new roller was made and used, but I do not believe that more than one roller was used, nor that the one which was used, was ever retouched after having been put into service for the grilling of the 1870 issue.

(Note by L. G. B. Since the H and I grills which were used on the 1870 issue have never been found in a pair, it is almost certain that two rollers were used on this issue. Whether or not they were cut down from old rollers has not yet been determined.)

There are several types of impressions on the 1870 grills:

1. Pin-point punctures made by the tips or points of the grills.
2. Pointed pyramids, which produced crosses in the flattened paper.
3. Truncated pyramids, producing "squares" in the paper, inclosed in other "squares."
4. Ridge pyramids, caused by inaccurate machine work in making the roller.
5. Blunt, rounded dots.

I believe that all of these were produced by the same roller and were not the result of alterations in the roller nor the use of different rollers. Assuming that the points on the roller were reasonably sharp and that several sheets of stamps were fed through the machine at the same time, the result would be as many different types of grills as there were sheets of stamps.

It is difficult to believe that the sheets of stamps were fed through the machine singly. The height of the grill points was equal to the thickness of from six to ten gummed sheets, under pressure, and the operator would have quickly determined

the maximum permissible number of sheets upon which the impressions would show. It may have been that extra intervening tissue sheets were used between the printed sheets for the purpose of preventing any possible adhesion between the gum and the ink, but as this would have meant considerable extra expense for labor and material, it may well be discarded. Eliminating the "intervening sheet" idea it is probable that about five sheets of stamps were fed under the grill roller at each operation. The resulting grills are illustrated in Fig. 141.

(Although Elliott Perry and John Klemann, whose opinions the author regards most highly, expressed the belief that the sheets were grilled one at a time, it seems reasonable that if anyone looks at this problem either from the standpoint of expense to the manufacturer, or from the standpoint of the capability of the machine, the natural conclusion will be that this theory as expounded by Wiley on this particular problem at least has the weight of logic behind it. Simple tests have convinced me that the grilling of several sheets at a time was perfectly feasible. My opinion is that all sheets to which the female grill was applied were run through the machine one at a time but that sheets grilled by the various male rollers were grilled, intentionally, sometimes a single sheet at a time and often a number of sheets at a time. Experiments on the grills certainly did not stop with the mere production of the rollers but extended to the operation of the rollers as well. What would have been more natural than to test the capacity of the machine as to its possibility of cutting down the cost of the grilling operation via the method of grilling several sheets at a time?—L. G. B.)




Figure 141. Drawing of grilling operation.

One or two sheets nearest the backing material would show pin points; the sheets near the middle of the pile would show blunt, rounded impressions and the two sheets nearest the grill roller would show fairly perfect pyramids, the character of which would be modified in the subsequent operation of flattening out the grills. I have no belief in the theory that any special "flattening" process was made to form part of the routine through which these stamps were manufactured. The lower sheets of a pile of paper more than six inches high are usually pretty flat after a few hours of "weighting."

The edges of the pyramids forming the grills could not have been sharp and clean angles at any time, for such a condition would produce cuts as clean as those made by a razor.

(Note: Many pyramid grills show clean cut X and quite often the grill cuts through the paper. Wiley is wrong about this.—L. G. B.)

The paper invariably shows signs of having been subjected to tension and not shear, and the fibers have been pulled apart and not cut as would have been the case had the corners of the pyramids been sharp.

Sharp-edged pyramids, pressed into lead, do not strain and roughen the fibers of an intervening sheet of paper—the action is similar to that of pressing the sharp edge of a knife blade into a sheet of paper, and the results are the same. We must believe, therefore, that a roller with dulled pyramids was used and that several sheets of paper were fed through at each operation.

We show drawings by Wiley of his conception of the way the sheets appeared under the roller and the types of impressions which he believed were the result of feeding a number of sheets through the roller at a time.

The substance against which the grill roller worked was probably a lead plate during the early days of the patent, but by 1870 I believe that the operations would have found several preferable substances. Luff refers to cardboard in this connection where he writes relative to the grills believed to have been formed by truncated (flat topped) pyramids on the roller. In this instance the stamp referred to is an early type of the 3c 1867. Cardboard would not have been very satisfactory because it was undoubtedly too hard and because it would have furred up and lost its identity after a few passes of the roller, thus necessitating frequent renewals of a comparatively expensive substance.

Sheet lead would flow under a roller similar to the grill roller. It would at the same time become correspondingly thinner at a fixed distance from the base supporting the lead plate and it is evident that the impressions would quickly lose their early form. If the lead bed were enclosed in a steel frame it would tend to prevent this but whether or not this was done is not known.

It is possible that an alloy of lead, somewhat harder than that metal, was used, and that a few preliminary passes of the roller, under pressure, created a series of depressions in the metal bed which were accurately meshed in subsequent passes of the roller. The continuous bands of embossing around the ends of the roller were possibly left there with the object of securing this perfect "register" rather than as a positive feed device for the sheets of paper which would not have required a device of this kind to have kept it in position."

(It no longer is believed that the grill rollers had continuous bands of embossing around the ends of the rollers. Further information is given later under "End Roller Grills.")

### The "Biscuit Grills"

The following article was written by Elliott Perry and published in STAMPS magazine in the issue of October 7, 1933:

"Edward N. Moore submits two interesting Cleveland covers of October and December, 1867. The first bears a 3c "grilled all over" with the usual ragged edges. The other bears an unusual variety of #83 showing a row of small bosses above and parallel to the normal 13x16 grill. This is worthy of particular note because it affords proof that the metal roller from which the "grilled all over" stamps were produced had a surface composed of knife-like ridges crossing each other at right angles, with pyramidal depressions between them. Pressure of this roller forced these ridges into the surface of the stamp paper and caused the leaden backing to push tiny rectangles of the paper into the pyramidal depressions on the surface of the roller. This is how the biscuit shaped grill units standing up from the surface of the paper, (usually on the printed side), between the depressed lines made by the ridges were produced on #79 and #83.

In the illustrations we have endeavored to bring out more clearly just what makes these grills different from ordinary grills.

No. 1—When the surface of the stamp was toward the grill roller the first contact and strongest impression was along the grilling ridges R-R which produced similar depressions in the face of the stamp and corresponding ridges on the back. The paper was forced into the depressions D, D, forming raised "biscuits" on the face of the stamps and corresponding depressions on the back.

No. 2—The effect of planing down the grilling ridges without entirely removing them was to make the depressions D, D, much smaller, thereby reducing the size of the raised "biscuits" on the face of the stamps and the corresponding depressions on the back.

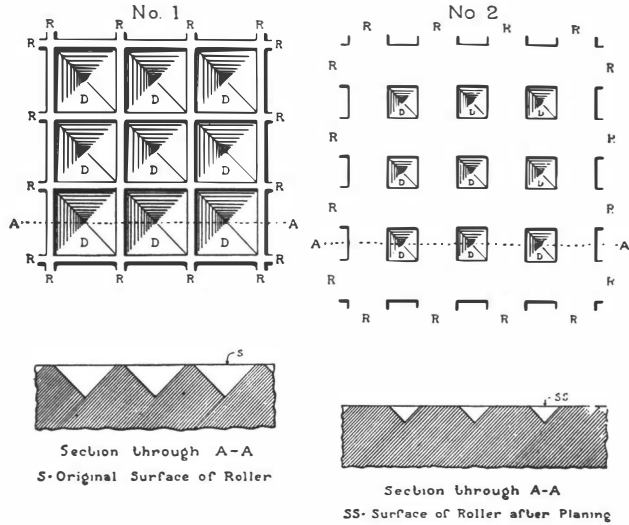


Figure 142. Grill roller details.

No. 3—With the pyramid grills the first contact and strongest impression is at the points of the pyramidal bosses. These bosses are forced into the surface of the paper, producing pyramidal depressions in the face of the stamps and pyramidal bosses on the back. The edges of the pyramids tended to cut the paper, each pyramid producing a characteristic X-shaped cut in the face of the stamp, easily recognizable on strong grills. On the D, E, and F grills each boss usually appears to have been formed from a true square pyramid, but as a matter of fact, the point of the pyramid may be a short ridge, always extending parallel to the right and left sides of the stamp. On the "Z" grill the tip of each pyramid is often a well-defined ridge which always extends horizontally—parallel to the top and bottom edges of the stamp.

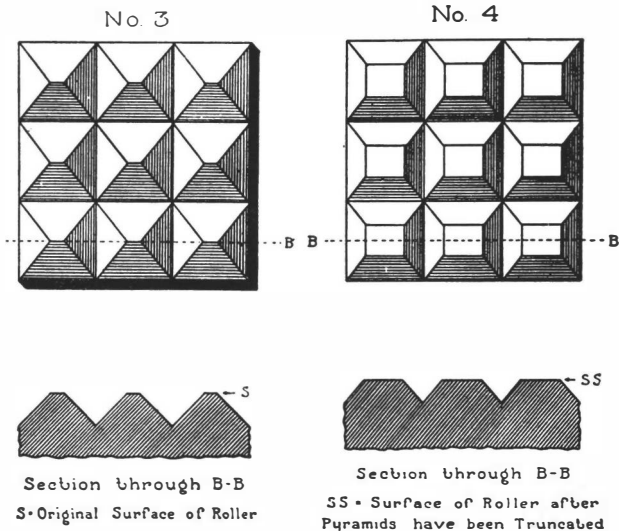


Figure 143. Grill roller details.



No. 4—Truncated pyramids. Forcing these blunted bosses into the surface of the paper will reproduce rectangular depressions in the face of the stamp and corresponding bosses on the back. The units will be connected by X shaped cuts, each diagonal cut joining two bosses, and not forming the apex of the boss as on No. 3. As there are no diagonals connecting the bosses produced from No. 2, impressions from No. 4 can be distinguished from No. 2 even if the stamp should have the grill upside down, i.e., from the back instead of the face. Truncated pyramids are not found on issued stamps until 1870.

Rollers having pyramidal bosses, such as were used for grills of the D, E, F, and Z families, if pressed against the reverse side of the paper would not give the same result because the strongest impression on the paper occurs at the first point of contact with the roller. Regarding the A and C grills, the first contact is made with the ridges on the grilling roller; with the later grills the first contact comes against the points of the pyramidal bosses. When strips were planed from the surface of the "A" roller, leaving areas of the original surface from which the 13x16 grills were produced, the cut was not deep enough everywhere entirely to remove all the pyramidal depressions between grilling are as left unchanged for the 13x16 grills. Here and there the bottoms of some of the original depressions remained on the surface of the roll and stamps bearing the 13x16 grill may show extraneous bosses which were produced when the lead backing forced the stamp paper into the remaining parts of these original depressions. Had there been pyramidal bosses projecting from the surface of the "grilled all over" cylinder and strips of such bosses had been planed off, any partial pyramids remaining could not have produced extra grill points having the characteristics of those found on Mr. Moore's stamp. The latter could have been produced only in the manner specified.

The fundamental fault with the grilled-all-over cylinder roll was that when sufficient pressure was exerted to break the fiber of the stamp paper the grilling ridges tended to chop each square inch of paper into about 961 tiny bits. Any pressure sufficient to break the fiber so weakened the paper that the rows of stamps could not break apart properly along the lines of the perforations. Hence the ragged edges so characteristic of the grilled-all-over stamps. Reducing the grilled area on each stamp so that the grill did not interfere with the perforations obviated the difficulty in separating them but did not overcome the fundamental fault. On each 13x16 grilling area the ridges were still continuous and if sharp enough to break the fiber of the paper so that the cancelling ink would be absorbed they tended to chop that area of each stamp into bits whenever sufficient pressure was exerted.

On the later grills, (D, E, F, and Z families), the inventor reversed the process. Pyramidal bosses on the grilling roller were forced into the stamps breaking the fiber of the paper intermittently at the points of contact and not in continuous lines. Some of the essays indicate that this was Steel's original intention. Apparently when he came to make the grilled-all-over roller he did not know that a series of pyramidal holes would not produce the same result as a series of pyramidal bosses. The sharper points and edges of the tiny pyramids often cut the paper, producing the diagonal crosses seen on the D, E, F and Z grills. These crosses are not found on the A and C grills. Instead, when the paper was forced into the roller depressions it was often strained enough to burst. Sufficient pressure would make an irregular fracture in each tiny 'biscuit.'" Elliott Perry.

## The "Z" Grills

The following article is by Elliott Perry:

"Grills of this family are called "Z" because when they were identified by William L. Stevenson he did not know which of the other families of grills they preceded or followed. Therefore he gave them a designation signifying "unknown" and selected the letter used in algebra for the third unknown. To avoid a name that might be taken as descriptive of the appearance of the grills he did not call them "X" or "Y." The very thing he tried to avoid, however, has come to pass and collectors and dealers have tried to find something on the grills that resembles the letter Z. No more perfect example of "barking up the wrong tree" could be imagined. The name "Z" has nothing whatever to do with the size, shape, or appearance of the grills and it is doubtful if they bear any more resemblance to the letter Z than do any others of the pyramidal grills.

If we could examine the pyramidal bosses on the surfaces of the rollers used to make the D, E, and F grills through a microscope we would find very few true and perfect pyramids. Where the sides meet at the top of each pyramid we would be more apt to find a short ridge than a true point. The reason for this is that perfect pyramids could be produced only with extremely fine workmanship and carefully selected tools, cutting the surface of the roller exactly the right depth in

each direction. Such extreme care was not needed for the purpose in mind and there is ample proof that it was not used.

The machinery used to cut the surface of the grill cylinders evidently was at least partly automatic and therefore an error in any part of a cylinder would be reproduced all over its surface. A slight difference in the angle of the cutting tools, or in the depth of the longitudinal grooves as compared with the grooves that were cut around the circumference of the grill cylinder, would result in imperfect pyramids—their bases would be oblong instead of square and/or their tips would be ridges instead of points. Any such error on the D, E, and F rollers was so slight that the grills as seen on the stamps usually appear to have been impressed from perfect pyramids, but on the Z roller the error was so much greater that it was not lost in grilling the stamps and the tips of the pyramids as seen on the backs of the stamps appear as short ridges. All this of course refers to the body of the grilled area and not to outside rows of incomplete units. The latter usually appear as ridges, regardless of the roll from which they come.

On stamps bearing D, E, and F grills, which are so clearly impressed that the ridges formed by the tips of the grill pyramids can be seen, these tiny ridges always extend vertically, (like this | | | | |), that is, toward the top and bottom and parallel to the sides of the stamps. On the Z grills, however, the ridges are longer and more distinct, and always extend across the stamps (like this — — — — — toward the sides of the stamps and parallel to the top and bottom of the stamps)."



Figure 144. Z Grill




Figure 145. E Grill

Figures 144 and 145, which show a "Z" grill and an "E" grill, show these ridge characteristics quite clearly. Naturally, the various differences between different grills must be looked for carefully—unfortunately the grills cannot speak audibly—their characteristics must speak for them—through the eyes of the student.

Our knowledge of the Z grills has not progressed very far in the years that have passed since Stevenson first wrote about them. Their position in the sequence of the various rollers is almost as much "unknown" now as it was then. His idea that the "Z" came at about the same time as the "D" is still as good a guess as any. It may have preceded or followed the "D" roller or have been contemporaneous with the "D" roller. What little evidence we have would seem to indicate the Z grills came early in the 1868 grill period rather than late. All denominations of the stamps found with the E grill (11x13) have also been found with the Z grill, with the exception of the 15c, and although there is always a possibility the 15c may be found, it is now apparent that the only reason for thinking the 15c with the Z grill may exist is the close similarity in size between the Z and E grills and the fact that both of these are found only on the same denominations—up to the 12c.

The Z roller was also used to make many trial impressions or samples—essays. Many of these essays were perforated and gummed exactly like finished stamps, but for various reasons very few of them might be mistaken for issued stamps. Perhaps the best known are from the 12c 1861 plate, printed on various tinted papers. It is not certain whether unused 12c with Z grills on white paper are stamps or essays. All may be stamps, or all essays—or some may be stamps and others essays.

The Stevenson collection contained a used 1c with the Z grill and he made mention of another. He also had a used 10c that bore a distinct double impression—two complete Z grills. The 1c and 10c came to the writer in the Stevenson collection nearly ten years ago and later passed into the B. K. Miller collection. They are now in the New York Public Library and cannot come back into the market. One other 10c—a used copy on which the grill is genuine, but not very strong—has been found. With only two copies of each of the 1c and 10c known these Z grills must be classed among the rarest of rare stamps—not only in the United States, but in the world."

(Note by L. G. B.—Since the above was written, three other copies of the 10c with the "Z" grill have been found. As reported in Mekeel's, February 6,

1939, a copy on cover has been found. We quote as follows: "A cover has recently been discovered showing a 10c with "Z" grill used in combination with a 5c grill 9x13. These two stamps each have a four concentric circular cancellation in black and the cover which is addressed to Darmstadt, Germany, has a two concentric circle postmark of "ALTON, Ill." dated January 25, 1867, in black and a circular red postmark "NEW YORK—PAID—HAMB. PTK.—12" dated February 2nd. These markings are on the front. On the back of the envelope there are four circular markings, one in blue, "HAMBURG ST N 15/2/67—5—6N," evidently Hamburg Steam Navigation and then in black "KOLN," "MAERKES" and "WASERN." The author discovered the 4th known copy of the 10s with "Z" grill and is pleased to illustrate it at this time.)




Figure 146. A superb 10 "Z" grill. One of the rarest U. S. stamps. (Wilbur Schilling, Jr. Collection).



Figure 147. Reverse of the Schilling copy with "Z" grill.

The importance of these dates, IF CORRECT, would be that the date of the earliest known use of the grills, stated by Luff as August 8, 1867, would be changed to January 25, 1867. And one must also take into consideration that the grills on this cover #85d and #95, are male grills which, in the light of all of our knowledge on the grills, came into being some time after the female grills.

We have had the cover before us but after a careful examination of it we are not prepared to accept its usage as of the dates given. Let us here make it perfectly clear that we do not attach the slightest suspicion to the cover, either as to its authenticity, or to the motives of its owners—past or present. The only value that has ever been attached to the cover was for the stamps on it and the copy of #85d, the 10c "Z" grill, has been removed and disposed of by the present owner. Let us quote from the letter which he wrote me when he kindly forwarded this cover for our examination: "We filled in some of the postmarks just to complete the reading which you will readily note. I can hardly understand the discrepancies in the rates but as previously mentioned, the 10c "Z" grill which was removed by me was absolutely tied to the 5c. Whether someone put them on this cover I cannot say but they certainly came from a reliable man who gave me the information which I wrote you (concerned original source of cover which was beyond possible suspicion). If he had received or tried to get a higher price because the stamps were on cover I can understand why he would have attempted to fake it but he simply sold me the 10c "Z" grill and our whole transaction was based on this stamp alone so that as a matter of fact I did not pay even 5c extra for either the cover or the stamp remaining."

In other words, no one has capitalized on the cover as such and there is no

intention of so doing in the future. Which means that our rejection of the whole thing must lie in the postmarks themselves.

The reason we cannot accept the use of this cover as of January 25, 1867, or any other date in 1867, is simply that with the exception of a single foreign postmark the postmarks are so illegible due to their extreme faintness as well as their being marked over with pencil, that they are of no value as a means of identifying the actual date of use of the cover. We will readily admit that the one postmark of value, which is of the Hamburg Steam Navigation Company, does read 15/2/67, which indicates, of course, that the date was February 15, 1867. In the absence of more positive proof we are forced to the conclusion that the clerk was negligent and that the actual time was 1868. This would have been a long time for an error to persist but such errors have continued for the greater part of a whole year. To sum it all up, we cannot make an effort to overthrow Luff's opinion, which we really feel is correct, on the strength of a solitary Foreign postmark!

"The 3c with Z grill is also a rare stamp. The writer has seen scarcely a dozen copies, including the few that Stevenson had been able to find at a time when no one but he knew they existed. Used copies of the 12c are not nearly so rare, and unused copies also exist. The 2c with Z grill relatively to the others on which this grill occurs is quite a common stamp. Any unpicked lot of 50 or 100 Black Jacks supposed to be E grills would be almost certain to contain at least a few with Z grill, but the surest place to find one is in a U. S. or General collection, calmly occupying the place where Scott #84 ought to repose. Nine times out of ten—just about.

The Black Jack with Z grill (11x14) is scarcer than with the E grill, but it is not nearly so scarce as this stamp with the D grill (12x14). The commonest error made in connection with the grills is to mistake #85b for #84. This error can easily be avoided by noting the width of the grills. Give your millimeter scale a vacation and count the rows of grill points. Grill impressions aren't always full and deep, paper may shrink, and few grills will measure exactly so many full millimeters. But the Z grills are not known with more than 14 rows of complete grill units counting across the stamp sideways, while the D grills always have 15 rows counting from side to side.

Another common error is to mistake the Z grill for the E grill. If the stamp shows 18 rows of complete units from top to bottom it cannot be an E grill, but if the grill is only 17 rows it may be either D, Z, or E. Then look at the back of the stamp for the horizontal ridges characteristic of impressions from the grill tips of the Z grill. Changing the angle of vision or looking across the stamp toward a strong light may help."—Elliott Perry, Mekeel's 1/9/28.

"The National Bank Note Company also used grills on the 1874-79 issues of Peru and the Postage Due stamps of that series (Scott J1-5) commonly occur with a grill having the "Z" characteristics but containing 12x18 rows of points. It is rather interesting that the steamship vignette in the upper part of these Peruvian Dues was copied from the 12c U. S. Postage stamp of 1869—another issue printed and grilled by the National Bank Note Company."—Elliott Perry.

(Note by L. G. B.—Our favorite trick to make the study of any faint grill a little easier is to make the tips of the pyramids show up in the following manner: take an ordinary pencil, mark up an area on a piece of paper, rub the tip of your finger over this smudge until your finger is covered with a little of the carbon. Then place the stamp on a flat surface, back side up, and rub your finger lightly over the grilled area. If the stamp has been grilled with a female roller the chances are that this treatment won't be necessary as these grills usually show quite plainly but this treatment will cause the ridges to stand out plainly and thus they become a little easier to study. It is on the grilled areas that were produced by the male rollers that this treatment is most useful as the tips of the pyramids pick up the carbon from your finger and become plainly visible. Another method of checking on a stamp that is suspected of being grilled is to immerse it in benzine where the grill that may be only faintly suggested by a normal examination can easily be seen.

## The "F" Grills



Figure 148. "F" grill, 9mm x 13mm (11 to 12 by 15 to 17 rows of grill points.)

We quote from an article by Elliott Perry :

"The letters given to the different "families" of grills, (except possibly "B") refer either to grills produced from different grilling rollers, or else from different successive conditions of the surface of one or more rollers. It is reasonably certain that at least two rollers were employed before 1870 and that all the National Bank Note Company grills could have been made by alterations in the surface of two or three rollers. Stamps with grills produced from the last condition of the roller last used on the 1861 designs constitute the "F" family. As most of these "F" grills closely approximate 9mm wide by 13mm tall they are also called 9x13 grills. However, they rarely measure exactly 9x13. They vary from 11 to 12 rows of complete grill points counting horizontally across the stamps, and from 15 to 17 rows of points counting vertically. Any variation in the size of the grilling areas on the surface of the grilling roller would be reproduced somewhere on each sheet of stamps grilled by that roller. No other result is possible on a sheet of flat paper without altering the grilling areas on the roller itself.

The variation of a row or two of points noted on grills of the same family is entirely accidental and merely shows inaccurate workmanship on the rollers. It is believed that the "F" roller had previously produced the grills of the "E" family, (which also vary from 15 to 17 rows of points vertically), and that the "F" condition of the roller resulted by cutting two or three rows of pyramids from the vertical side of each grilling area on the "E" roller. If a sheet of stamps from the "F" roller should be examined it is believed that the short "F" grills, (15 rows of points tall), would be found on stamps occupying corresponding positions to those occupied by short grills, (15 rows of points tall), on sheets grilled by the "E" roller.

The "F" grill was an attempt to obtain better penetration of the stamps by the grill by making each grilling area smaller. To help achieve this result thinner paper was used, a familiar characteristic of stamps bearing the "F" grills. Breaking the fiber of the paper more effectually would result, it was expected, in better penetration of the cancelling ink when the stamps were used, and thus tend to make the removal of cancellations and illegal re-use of the stamps more difficult.

Grills of the "C," "D" and "Z" families also vary slightly in size, but no stamp with a pyramid grill, (D, E, F and Z families), is found in pair with a grill not of its own family. This last also applies to all biscuit grills from the "A" roller, and in most instances, to those of the "C" family. Certain "C" grills probably constitute the only exception, i. e., where grills of two families possibly occur on one pair or block stamps. The evidence seems quite clear that the workman intended to have all the grilling areas approximately size "C" on the "C" roller, size "D" on the "D" roller, and similarly on the "E," "F," and "Z" rollers, but did not take sufficient pains to make all the grilling areas of each family exactly alike in size. Each grill family, (except perhaps "B"), represents a distinct change to achieve a definite result but the variation of a row or two of biscuits or pyramids in the same "family" was not intentional and is of interest chiefly because it shows that minute exactness was not considered to be necessary to obtain the result desired."


## Chapter XVI

### ARTICLES ON THE "B" GRILL


**M**ORE time has been given to the portion of this chapter that is devoted to the "B" grill than to any other part of the portion of this work that is devoted to the grills. This is due to the following reasons: We recognize the existence of highly controversial opinions regarding the "B" grill and it is our honest desire to treat this subject with fairness for all parties concerned.

We are prepared to state that many well-informed students have no faith whatsoever in the "B" grill shown in the next illustration and consider it either an absolute fake or at best simply an essay grill. Other students feel that it is O. K.

**Front**



**Back**



**Figure 149. Illustration of the "Luff" copy long cataloged as the "B" grill. It is our considered opinion that this is an essay grill.**

Let us present the facts, and opinions, as we have found them. We quote from a letter received from Mr. Hugh Clark that he wrote October 10, 1939. Mr. Clark wrote as follows:

"I take it for granted that you are thoroughly familiar with Mr. Luff's Book and that portion covering the Grilled Issues. The stamp mentioned by him as 18x15 (which has 22 rows by 18 rows) is the identical copy of which I sent the photographs and is the identical stamp from which the listing was made. (The photographs illustrated here were especially taken for use in this article and were presented to me through the courtesy of Mr. Clark—L. G. B.) On various occasions in the past the status of this copy was questioned by dealers who possessed copies with grills measuring the same but with different characteristics. Their claim always was that theirs was the good one and that Mr. Luff was in error in stating ours was good. These claims were investigated by Mr. Luff and checked up on numerous occasions and I can assure you it was Mr. Luff's unqualified opinion that this particular stamp is perfectly authentic in every way."—Hugh M. Clark.

Few philatelists have attained the respect and affection of their fellows as has Mr. Luff. To the collectors of his era his word was the last word and he apparently maintained his opinion that #82 was a real and genuine stamp, in spite of apparently more or less opposition on the part of other dealers and

collectors of the period, should be given the consideration it deserves. Anyone who has read the Luff book, or any of his numerous articles, cannot help but be impressed with both his character and his knowledge. On the other hand, we are reminded of the fact that even the greatest students can err. Certainly we do not mean to insinuate that Mr. Luff made an error regarding this item but we merely make the point that it would not be impossible for him or anyone else to make a mistake.

In response to my question as to whether or not any specific proof could be offered that the stamp was a regularly issued item, Mr. Clark replied as follows: "I know of no proof that could be offered. The Government kept no record so far as I know." To my question as to whether any recognized experts, in addition to Mr. Luff, had examined the stamp and pronounced it O. K. Mr. Clark stated: "I cannot definitely say but I am under the impression that there were a number of students who discussed this stamp with Mr. Luff and agreed with him in his opinion concerning it." In other words, Mr. Clark, who freely stated he was unable to offer any documentary proof regarding this item, was perfectly willing to accept Mr. Luff's opinion without further evidence. He is unquestionably followed in this respect by a great many other collectors whose faith in Mr. Luff is almost absolute.

As is only fair in a matter of this kind, let us present the other side of the question. The following questions are immediately raised by the skeptics:

1. Where did this copy come from and when was it found? Students who have attempted to trace its history seem unable to trace it back to a date much earlier than about 1900. Where was it before this time?

2. Since this is supposed to be the only copy in existence, and there is little doubt about this point, what reasonable proof can be advanced that the item is at best other than an essay? While this stamp has some sort of a cancellation, no real evidence exists that any were ever used as, by the statement of the Catalogue makers, they know of no other copy of the item. How was the conclusion reached that the item should be regarded as a regularly issued stamp rather than an essay?

3. All evidence points to the fact that the grills of the period were produced in full sheets of 200. A minimum of 200 would have been produced if the grill was produced in the normal manner—and it is certainly doubtful if so small a number would have been produced if it was intended that this was to be a regularly issued item. If such was the case, it seems very doubtful if such an unusual item would escape notice to the extent that with a single exception, all were destroyed or still remain undiscovered!

4. It is obvious, with little examination, that the "B" grill does not match the "A" grill so far as the individual grill points, or biscuits, are concerned. This, of course, does not necessarily add or detract from the standing of the "B" grill, but the point to be made here is that it was not produced with the aid of the knurl that was used to produce the "A" roller and it does seem a little strange that this equipment, which must have been still available, and which could have been used to produce the 18x15 grill without difficulty, was not used.

5. Certain "All-over-grills," and other grills, recognized by the Catalogue makers and collectors alike as essays, seem to have been produced by a plate, or roller, or knurl, in which the characteristics of the individual points or biscuits of these essays duplicate the corresponding characteristics of the "B" grill as it is illustrated here. It is interesting to note that in nearly all of the essay grills there was no use made of the press which was used to flatten out the female grills on most if not all of the issued stamps. The copy of #82 was not subjected to this usual procedure of flattening out the grill as it was practiced during the early use of the grill.

We have presented such evidence and opinions as is available and hope we

have been able to do so in a fair manner. We suppose the only thing to do is to examine the photographs and draw your own conclusions—your opinion is probably as good as the next man's! Actually the whole thing is "Much ado about nothing"—whether the item is genuine, a fake, or an essay, is of importance only when and if its true status is accurately determined. It is, and will remain, in the Luff Reference Collection held by The Philatelic Foundation in New York.

Remarks concerning "B" grills as embodied in an article by Elliott Perry in *Mekeel's Weekly Stamp News*, January 9, 1928.

"As each family of grills represents and comes from a different roller, or different state of a roller, we never find a grill of one family in pair with the grill of another family. Each sheet of "A" grills contained only "A" grills. The same holds true respecting the D, Z, E and F grills, and generally speaking is also true of the C grills. The C roller, however, was not entirely covered with the grilling areas which could produce only perfect C grills and a few areas on the C roller sometimes produced stamps bearing a grill that corresponds in size and shape with the grill now listed as "B."

It is extremely unlikely there ever was a "B" roller. Any roller covered with B grills—large grills measuring 18x15 millimeters, with the long dimension extending across the stamp—would be almost certain to defeat the object in mind when the grill-all-over (A) cylinder was changed. Unless very carefully centered on the stamps, B grills would extend beyond the stamp design either at the right side or the left and when the stamps were perforated the perforations would run partly through grilled paper and so weaken the paper where the grills occurred that the stamps would separate raggedly. The A roller was altered to produce the C grills purposely to overcome this same difficulty and it is hardly reasonable to suppose another roller so likely to produce the unsatisfactory results obtained from the A roller would have been made.

The B grills do not come from an intermediate state of the roller which first produced the A grills and later produced the C grills. The surface of the roller changed from the A state to the C state without any intervening step.

The few B-like impressions occasionally produced by the C roller are abnormal varieties. (See note under #82 in the Scott Catalog). They have been in existence since 1867 and their genuineness is beyond question. (Note by L. G. B.—I found a horizontal pair of these grills which was from the side of the sheet as was proved by the sheet margin that was fortunately attached to the right hand stamp of the pair. A prominent Eastern dealer split this pair with me and I still have the single in my possession.) To question their genuineness is to question the genuineness of all the normal C grills. (This last statement does not refer to my particular find but to all of these "B-like impressions.") But these abnormal B grills consist partly of a normal C grill and partly of a fainter impression that unintentionally was allowed to remain on the roller when it was altered from the grilled-all-over to the C condition. They do not come from an intermediate state of the roller between A and C.

It has been claimed certain B grills were made by the Z roller. The abnormal or freak B grills come from the C roller and there is no connection whatever between them and the Z roller. Neither is there any evidence to connect normal B grills with the Z roller. No B grills, genuine or otherwise, examined by the writer, agree with the characteristics of the Z grills."—Elliott Perry.

We have seen a sheet of the regular stamp paper, 18"x11½", gummed but not perforated, grilled with the 13x16 "C" grill units, 200 units to this full sheet. This is a most interesting sheet because from it can be determined the positions of the so-called 18x15 grill which Scott's mentions as follows: "We know of only one genuine copy of this grill. (Speaking of #82). A variety of #83 bearing portion of partly erased grill is often sold as this stamp." When the "A" roller was turned down to the "C" roller, the tool that was used to cut down the areas that were removed from the face of the grilled all over roller in order to leave grill units 13x16 on the roller was apparently not set quite deep enough to entirely remove the grill points in a few positions on the roller. This is most apparent on the following positions on the sheet (if we can assume that the relative position of the edge of the sheet being grilled and the first row of grilling units on the roller was always the same for every sheet of stamps that passed under the roller), all positions being from the Right Pane, #100 is



the best position, #90 is the next best. #99 also shows this variety very well. The area between #79-80 shows slight traces, 68-69 also shows slight traces and a few other positions show evidence of the failure of the cutting tool to cut deep enough. We once found a pair from positions #99, 100 and both stamps showed this variety very well. We still have the #100 and the partially erased grill is as strong, or certainly very nearly as strong, as the regular portion of the grill. The points count 22x18 and it is 18mmx15mm in size. On the left pane of this sheet the space between #1-2, 11-12, 21-22, 31-32 shows slight traces of this partial erasure. These would rarely, if ever, show plain enough on a stamp to be of any importance. Naturally, if the roller was not started from the same position as regards the edge of the sheet each time it was used, the positions given would vary but we assume that it was the intention and customary procedure to feed the sheets in the machine in the same relative position each time. We regret our inability to illustrate this complete sheet as it is almost impossible to get a good photo of it.




Figure 150. Example of partially erased grill.

We illustrate that portion of the sheet which best shows the partially erased grill. The roller was probably a little flat in these particular areas and the cutting tools did not quite reach to the depth necessary to remove all of the grill area.




Figure 151. Drawing of partially erased grill.

We illustrate with a drawing our impression of the area between the normal grilling areas on the particular portion of the "C" roller where this partially erased variety occurs. The tops of the pitted depressions were removed by the cutting tool but the deepest portion remained in the roller with the result that a faint, but easily recognized, grill area appears in the portion indicated. The extreme scarcity of examples from this position may indicate that this condition on the roller was recognized at an early stage of the use of the roller and that this condition was corrected. If you can find a good example of this position which shows this partially erased grill we would suggest that you give little further consideration to that space in your album now graced by the printed figure #82. Is it reasonable to expect to find something which the publishers of the Standard (Scott's) Catalogue, state exists only in the form of the one copy which has been in their possession for years and which has become known among students as "the Luff copy?"

### The Partially Erased "C" Grill (Scott 83 Variety, Minkus 62a)

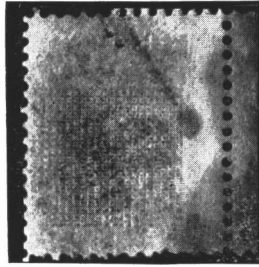


Figure 152. Actual example of partially erased "C" grill that is often mistaken for the so-called "B" grill listed by Scott.

This particular item is the stamp which so many collectors seem to think is the "B" grill. This copy is from position #100R of a sheet produced by the "C" roller and is a fine example of this "partially erased grill" of which there exist various examples from various positions on the roller.

### Is There A Genuine 18x15 Grill?

The answer to the above question is an unqualified "Yes". Furthermore, this grill is currently listed in the Scott Specialized Catalog as follows:

82 A25 3c rose  
On cover

The stamps on this cover DO NOT have the same grill as the stamp listed in Scott's 1966 Catalog as

82 A25 3c rose

which by the listing is the single off cover stamp shown in our previous illustration Figure 149. I believe the single off cover stamp to be an essay.

The four single stamps on the cover bear a genuine 18x15 grill, the use and rate is correct, and it is my opinion that this item is correct in every particular. This grill should be illustrated and listed in the Scott Catalog as an 18x15 grill and it should be listed as it is now, as the "B" grill while the single off cover copy should be deleted from its present listing until, and if, it is proved to be other than an essay. This opinion is shared by the best qualified students of the grills that are known to me. See page 128 for an illustration of this cover.

## Chapter XVII

### MARGINAL GRILLS

THE letters in Fig. 582 indicate only that the grills shown are either from different rollers or from different portions of the strip of grilling area that ran lengthwise across the roller and which, under certain conditions, produced the Marginal or "End Roller" grills.

#### Marginal Grills.

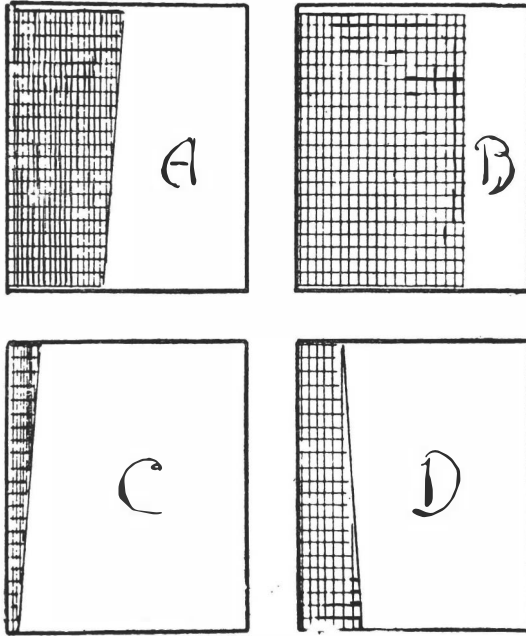


Figure 153. Examples of marginal grills.

#### STEVENSON'S REMARKS ON THE "B" GRILLS AND MARGINAL GRILLS

"The marginal grills occur on the marginal paper of this issue, on the paper of the 1869 issue and on the stamps of the issue of 1870. Discussion of them would naturally come at the end of a general article except for their apparent relation to the occurrence of the B and C grills on one cylinder as I believe to be the case.

When they reduced the area covered by the A grill by planing off the strips each way, they apparently contemplated the C areas as their approximate normal circumference, but it did not divide evenly into rectangles and strips and there were left, LENGTHWAYS THE CYLINDER a strip of units wider than a normal rectangle and narrower than a rectangle and a planed strip.

In planing the strips around the cylinder, the planing was extended all the way around and cut through this wide band of units, making the rectangles of the B grills as we find them, their rectangles having their length running around the cylinder and appearing on the stamps horizontally. They probably did not intend to use this abnormal strip, though it made little difference in the results, but occasionally a misplaced sheet caught this strip of B rectangles and we have a few to show for it. Mine hasn't arrived yet but I have seen a few. They exist."

(Note by L. G. B.—This theory is the result of really logical reasoning on the part of Stevenson and the so called "B" grills COULD have been produced this way. However, in the light of present day knowledge, not available in

Stevenson's time, we cannot accept this theory as a fact. Due to the fact that a complete sheet of impressions from the "C" roller is available we are able to tell exactly where the "partially erased" impressions originated as the partial erasure of the roller is visible on this impression).

Stevenson continues as follows:

"All this is not fully established and probably never will be direct proof. However, it fits all the available facts.

The marginal grills are very probably due to exactly the same general cause, the indivisibility of the circumference of the cylinders into rectangles at the proper intervals. In these cases, it is evident that the planing around the cylinder was not continued through this strip, it not being intended that it should be used. These grill strips would therefore normally fall only on the right or left margin of a sheet, or on similar rows of stamps, and thus we find them. Where we find them thus, we can be satisfied that the sheets were fed sideways, as was probably the rule. Certainly the first sheets used were thus fed and the cylinders were made of a length to take the shorter dimension of the sheet of paper, the grills being applied before the printing or division of the sheet into panes of one hundred stamps. This would fix the size of the machine to take later cylinders and the practice may be assumed to have been general and normal.

Not one particle of evidence indicates that the strips of units that make the marginal grills were strips running around the ends of the cylinders. Further study is desirable however.

The method of production of the cylinders in general, and some other points, might be considered in connection with this first issue period but I am leaving them for a concluding set of remarks that do not fit well here."—Stevenson.

### Marginal Grills

Wiley has this to say of the End Roller Grill:

"This variety was caused by a continuous band of bosses on the ends of the rollers, and if the sheet was by accident misplaced the continuous grill would show on the stamps on the edge of the sheet as an unbroken grill the length of the sheet."—Wiley.

Wiley also makes another very similar statement as follows:

' These grills extend the full length of the stamp as shown in the illustration. Nearly all of the 1870 series have been found with this marginal grill which was the result of contact between the edge of the stamp and the band of embossing around the end of the grill roller. A sheet of stamps fed into the machine too far to one side or at a slight angle might easily traverse the distance between the regular rectangular grills and the marginal grill. This distance was at least one inch and probably nearer two inches."—Wiley.

(Note by L. G. B.—This theory by Wiley has been, in the light of present day knowledge, completely discarded so far as the 1867, 1869 and 1870 grills are concerned. It has been definitely ascertained that the marginal grills were produced by a strip of grilling units that ran ACROSS the cylinder and not around it.)

### Articles by Elliott Perry in "Pat Paragraphs" Oct. & Nov. 1937

#### 1869 "End Roller" Grills

"Marginal grills extending from top to bottom and to the right or left edge of certain U. S. postage stamps were described in Luff's book, and were there stated to be caused by "an impression from a continuous band of bosses which encircled the grill roller at each end." Study by William L. Stevenson led him to a different conclusion and in further research published by Van Dyk MacBride in the Philatelic Gazette of Jan. 1916, Mr. MacBride reached the same conclusion as had Stevenson. The 1869 "marginal grills"—if not those on other issues—came from a continuous strip of bosses extending LENGTHWISE along a grill cylinder—not from a band around either or both ends of a cylinder.

A pane, (150 stamps), of 3c 1869 at the Peach Orchard has recently been examined and the grills on it were found to agree perfectly with the Stevenson-MacBride conclusions. Each grill contains about eleven horizontal rows of complete

units—exactly twelve units in each row. Each vertical row of fifteen stamps contains fifteen separate grills and throughout the pane each vertical row of grill points lines up perfectly from top to bottom of the pane. Horizontal and vertical rows of grill areas, (12 by about 11 points), are at 90 degrees to each other but the individual rows of grill points are not. Any rows of incomplete grill points always occur at the top and/or bottom of the grill areas and often can be seen to taper, because the horizontal rows of units are not exactly at right angles to the vertical rows. On the back of this pane the horizontal rows slant slightly upward from left to right and measurements of the angle indicate a pitch of about five rows of points vertically across a horizontal row of twenty grill areas, (an entire sheet of 300 stamps).

The pyramidal bosses of the grill are produced on the grill roller by cutting V shaped grooves in its surface. The intersection of lengthwise grooves with circumferential grooves left pyramidal bosses remaining. The result observed on the 3c pane would be produced by spiral grooves like a multiple thread with a pitch of 5 or 6 grooves on a cylinder having a circumference of 20 to 24 inches. The direction of the angularity resulting from the spiral grooves shows that the pane was griled from side to side—not from top to bottom.

The sideways direction of grilling is shown by the details observed on the grills. An "end roller" grilling cylinder applied ACROSS a stamp sheet could not produce a continuous band of grilling anywhere except at the top or bottom of the sheet—where marginal grills never occur. In the Editor's opinion continuous grills that did not come from a "continuous band of bosses which encircled the grill roller at each end" should not continue to be called "end roller grills" until Gabriel sounds his Millenium horn. The term "continuous marginal grills" would describe them correctly irrespective of how they were produced.

Biscuit grills, ("A" and "C" families), came from a cylinder that was made by a knurl. The edges of the bands of pits made by the knurl might lap irregularly and such "lap rows"—especially if longer than the width of the knurl—could be circumferential and indicate the direction in which stamps from the rollers were griled. Hence a circumferential lap row extending parallel to the sides of a stamp having a biscuit grill would be evidence that a continuous marginal grill made by the same roller was truly an "end roller" grill. But it may well be doubted if any of the rollers from which the pyramids grills came, (families "D" to "I"), were made as Luff stated and as the U. S. Stamp Catalog seems to believe they were. Eventually, perhaps, that catalog will agree better with the facts."—Elliott Perry.

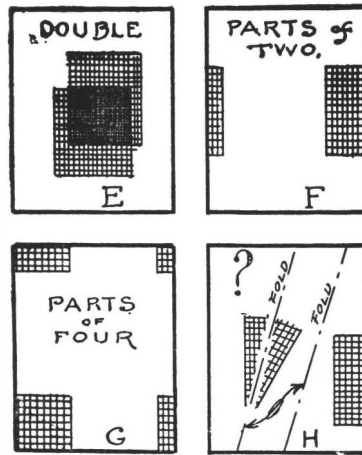
## Chapter XVIII

### Grill Oddities and Varieties of Grills

WE illustrate by means of drawings a few of the unusual items that occasionally occur on the grilled issues.

For descriptions of the grill varieties herein described, we have drawn freely on the observations of Wiley and Stevenson and in some cases have borrowed, word for word, their descriptions.

#### Double Grills, Etc.



#### GRILL VARIETIES

Figure 154.

Double Grills—Stamps which show the result of two applications of the grill roller are comparatively scarce. The usual cause for this second application was apparently an attempt on the part of the operator to rectify the unsatisfactory product of his haste or carelessness which resulted in either a faint, slightly oblique, or badly centered application of the grill. It is possible that full sheets were occasionally thus doubly grilled but it seems more probable that in the usual case a small part only of a sheet was so doubly impressed. On starting a sheet through the mechanism, it must have required quite close attention to prevent improper placing. Assuming that a sheet was started wrong, a bit obliquely, or a little too soon or too late, the natural thing to do would be to remove it after but a little of it was faultily impressed and to correct the error. A slight degree of obliquity would produce quite a misplacement of the last row of grills produced while showing but little obliquity in any given grill rectangle. Among grills, these specimens surely rank as grill varieties, and we so class them. Except for the differences in actual rarity of existence of the stamps themselves, there would be no reason why we should not find double grills (and all other grill varieties for that matter) on each value.

Split Grills—This term is applied to specimens showing parts of two different rectangles of grill on the same stamp which was caused by improper centering of the sheet with respect to the grill roller. When parts of four grilling areas show on the same stamp the term "Quadruple Split Grill" is used. Apparently about one sheet in fifty was fed into the machine in such a manner as to show a Split or Quadruple Split Grill. The register of the grilling machine lengthwise of the stamp was evidently susceptible to more perfect regulation than was the transverse register, as the grills are more often out of position transversely than vertically.

The most remarkable Split Grill item in existence is almost unquestionably a full sheet of the 3c 1869 previously owned by Harry S. Swensen. This item is remarkably fresh and well centered, the split grill appears on every stamp, and we believe this piece would be outstanding in any collection ever formed. Another item of interest recently noted is a block of 6 Black Jacks with a Quadruple Split Grill. The grill was the "F" grill and the block is probably unique.



Figure 155. Example of split grill.

Creased Paper Grills—This is a freak type of grill caused by folds in the sheet at the time it was fed through the machine. Such freaks were recorded by both Luff and Wiley although they are so scarce that the average collector probably has never seen one. The latest such item to come to our attention was written up by Elliott Perry in "Stamps" magazine of December 16, 1933. The article follows: "Dick Hagadorn submits a block of four 1c 1868, three of the stamps having 11x13 grills and the fourth with a 9x13 grill. This is a very curious and interesting freak, but it is not evidence that both "E" and "F" grills occurred on the same grilling roller. Careful examination shows it to be a "Creased Paper" variety. Stamps are printed occasionally on paper which contains an accidental fold or crease, which when opened out shows as a colorless streak across the stamp design. In the case of Mr. Hagadorn's block the paper became creased after the stamps had been printed and before they were grilled.

On these stamps the "F" grills happened to strike paper creases. Opening the crease and flattening them out added about 2mm to the apparent width of these three grills. As the fourth grill did not strike a paper crease no change in its apparent size occurred. Because of the paper crease, grills apparently from two distinct families were produced on one block of four stamps. It is obvious that the size of such freak grills depends upon the width of the paper crease and not upon the size of the grilling areas on the grilling roller. A 9x13 grilling area could produce a grill 21mm wide by striking a paper crease only 5mm wide. There is no evidence that any grilling areas on the "F" roller could produce normal "E" grills or vice versa."



Figure 156. A fine example of a freak grill caused by the sheet being folded before grilling. (Ex-Henry Hill collection).

One of the most unusual grills of this nature is on a "Black Jack" formerly in the Henry Hill collection. The grill measures about  $14\frac{1}{2}$ mm wide by 13mm high and is 18 points wide instead of the normal 12 to 15 points (depending on whether it was a D, E, or F grill). Of these 18 points, 9 are points down, as is normal, but 9 are points up. These "points up" were formed in the following manner; the sheet of stamps was folded before it went thru the grilling machine and the fold occurred in the middle of this particular stamp. The grill fell on the edge of the fold. If you will fold a piece of paper and make an impression on it with the point of a pencil you will find, when you unfold it, that one of the impressions is up and the other impression is down. This freak grill was produced in the same manner.

Stevenson also mentions specimens as showing a normal grill and an inverted grill but states that he had not seen a genuine specimen of this variety. This could exist as the result of a workman noting a folded corner on a sheet when it was partially through the machine, stopping the machine and correcting the fold, and then run the sheet through again in the normal manner. On the part that had been folded and which had previously been grilled a normal and an inverted grill would appear.

**Inverted Grill**—This is the name given to grills that have been applied from the direction opposite to that normal to their family. An example of this, which is in the author's collection, is an E grill with the points up rather than down as is normal. This grill is normal in all respects except for the fact that it was applied from the back of the stamp rather than the face as was normal and the points are thus up rather than down. Its position on the stamp is normal in all respects and this specimen presents no evidence that the entire sheet from which it came was not fed thru the grill roller. Stevenson held that it was highly improbable that an inverted grill was ever applied to a whole sheet as it was his idea that they occurred when a partially folded sheet was fed thru the mechanism. The part folded over or under would naturally receive the grilling in the direction opposite to the rest of the sheet. He mentions an inverted grill on the 3c 1869 which was oblique in relation to the stamp and was the obvious result of a folded sheet going thru the machine. It is now our opinion that while inverted grills could have occurred in the form of full sheets as well as on the folded portion of folded sheets, such now seems unlikely because of the absence of any known multiple pieces larger than a pair.

The balance of this chapter is composed of observations of Stevenson.

**"Miracles"**—Possibly the most interesting of grill varieties are the very few double grills which are so impressed that the second application extends the first one either straight endwise or straight sidewise, making a nearly perfect grill rectangle of an absolutely abnormal size. Of these, I have seen the 15c 1869 with a grill of proper width but 17 units long. The units of the doubly impressed rows almost exactly cover each other and only the slight obliquity and a very little difference in the depth of the two impressions shows it to be a double grill. I have a very similar miracle in the F grill and have recently seen one in the E grill, both on the 3c 1867. These may have been earlier listed as of these abnormal areas. These are truly varieties of the double grill. I do not know what to call them except miracle double grills.

**Imperforates with grills**—None of the imperforates listed seem to be more than essays or the customary trimmed perforate singles. As before mentioned, the only specimens seen of the catalogue #83a were undoubtedly either samples, essays, or fakes. It is possible that they do not belong to the period of the issued grills but to either the Continental or the American Bank Note Company from a much later date. There are quite a few things we have never been told about these possibilities!

**Essays**—These have their place in our study of our stamps from first to last regardless of how they came on the market. It is, however, unfair to them to list them as issued stamps, as unfair to them as to the stamps themselves. To list them improperly also has distinct traces of dishonesty, both commercial and philatelic.

It is to be hoped that some day we will be told the exact truth about all the existing unaccounted for oddities.

**Z Grill on the 15c 1867?**—Is the Z grill to be found on the 15c 1867? I don't know, but I do know that it is extremely doubtful. The Z grill was evidently used



on issued stamps only up to about March, 1868, as the latest, and possibly not after February 1868. Grilling of the 15c did not begin before about May, 1868. It is highly improbable that anyone will find this value showing the Z grill.

1c with D Grill?—The 1c has been reported as issued with the D grill, or rather, as showing the catalogue size 12x14mm. There is no present reason to believe that it exists with the D grill. Examination of such a specimen will probably show the Z grill in about this area of grill. I have a 1c with the Z grill and it would probably be listed, under the catalogue, as 12x14mm. Yes, it is rare.

5c and 30c Entire Grills—I have seen some 5c and 30c showing entire grill. They are very evidently essays, not issued stamps. Has anyone any real evidence that they were ever issued, or used, before about 1890? Sure—they are quite good for postage today.”—Stevenson.

(Note by L. G. B.—Despite Stevenson’s skepticism, the 5c and the 30c are known with the genuine “A” roller grill. They are also known with the essay grill referred to in the above paragraph by Stevenson. The 15c with a grill given a certificate by the Philatelic Foundation as a “Z” grill was discovered when the Saul Newbury lot was being prepared for auction).

## Chapter XIX

### Grills on the Stamps of the National Bank Note Co.

**A**LTHOUGH grills of two sizes, known as the "H" and "I" grills, are found on these stamps, there has not, so far as we know, been much interest by collectors in this fact. The H grill is found on all values and the I grill is found on the 1c, 2c, 3c, 6c and 7c values. So far as collectors are concerned each is of equal value with the other on any particular stamp.

The probable reason for this lack of interest in the grill sizes on these stamps is in all likelihood due to the fact that there is often considerable difficulty in ascertaining whether or not the stamp is grilled or not—let alone determining the size of the grill on the stamp.

At the time the stamps of this period were being grilled, it had long been obvious that the grilling device did not produce the results claimed for it and grilling added nothing to the value of the stamps so far as the Government was concerned. However, the contract between the Government and the National Bank Note Company required the stamps to be grilled and at first, at least, some pretense of applying the grill was maintained. The use of the grilling machine was irregular and was finally abandoned altogether. The abandonment of the process was of little consequence as the results obtained with its use were of no value.

The fact that in a great many cases the grill is very indistinct makes it difficult for the average collector to judge whether or not the grill is good or bad and this circumstance, together with the fact that the many values are scarce and even rare with a grill, has tempted the fakers. The 24c National is particularly rare with the grill and on this value we have seen more fake grills than genuine ones.

In regard to the faintness of these grills, we feel that we can do no better than to quote the following statements as made by various students:

"It is frequently stated, especially with regard to the 1870 grills, that faintness of impression is in favor of the genuineness of a certain specimen. That is silly, as nothing is in favor of any grill except what can be seen with the eye or with a glass and the eye. Faintness naturally obscures definiteness and is not, of itself, of the slightest value as evidence. The grills are an impossible study except as "footprints" of the rectangle of grilling units from which they came. Get that fixed in mind."—Stevenson.

"The grill was tentatively supposed to break the paper fibers over an area of about one-fourth of the stamp, instead of which the characteristic grill often consists of a few irregular indentations of practically no value for the purpose intended. They show, quite often, but ten or fifteen raised points out of a total which should have consisted of from 120 to 208 points. In some specimens the only evidence of a grill is a few minute raised points. The ordinary specimen usually shows comparatively faint traces of the grilling over about one-fourth of the intended area. The points are generally less distinct in the outer rows than in the interior of the grill. In one grilled block of four in my collection the left edges of the grills are well defined, the remaining sections fading into indivisibility at the right. In another large block in mint condition the only evidence of the grill is a faintly impressed, solid line about .25" long in relatively the same position on each of twelve stamps. Some of the remaining stamps in the same block show no trace of the grill, while on four more copies in the same block the grill stands out like those on some of the clear issues of 1867. Pairs exist in which one stamp shows the grill and the other does not."—H. L. Wiley.

(We have occasionally observed strips and pairs in which there is a wide variance in the strength of the grills on adjoining stamps. We had a strip of three of the 6c National with grill on which the grill was very plain on the one end stamp, faint on the middle stamp, and so far as could be told by careful observation, was completely absent on the third stamp.—L. G. B.)

Stanley Gibbons makes the statement that in the National Grill the fainter of the two grills rarely comes in a reasonably clear grill and generally no more than a few points of the grill can be seen.

### Pressing Out of Grills

"There seems to be a general notion, not strictly an idea, that all grill impressions were pressed out, intentionally, as a part of the manufacturing process. There is no evidence to indicate this, quite the contrary. It is certain that the earliest experiments contemplated this. Such experiments were certainly made, the idea being, at the time, that the printing was to be done on previously embossed paper. As a manufacturing process, this later certainly became unnecessary, and largely an undesirable step. Beginning with some of the E grills, it is fairly certain that the embossing always came after printing on unembossed paper. The pressing out became unnecessary and undesirable and is indicated by nothing whatever in the nature of evidence. After that family, faintness of impression is due largely to faulty impression, originally, not to later intentional removal. It is, of course, certain that mighty few embossings are as strong as when they left the grilling mechanism. There were several pressings, in addition to storings, to tend to partly remove depth of impressions. Except in the issued female grills, issued grills were not generally thus processed. Forget it."—Stevenson.

Stevenson's remarks, as given above, are considered to be accurate. His opinion that experiments were made concerning the pressing out of the grills is substantiated by the letter from A. T. Zevely to the Bank Note Co. which we quoted in the early part of Chapter 3 and which was practically an order by the Post Office Department for the National Bank Note Company to conduct experiments in a certain manner. There is practically no doubt but that these instructions were followed out. We consider it most doubtful if any of the male grills were ever pressed out and it is likely that only a portion of the female grills were so treated.

In his book, "The Seven Cent Vermilion," J. W. Sampson makes the following remarks:

"In March, 1871, when the first few hundred thousand impressions were taken from the 7c plate, the grilling apparatus was still in use in the National Bank Note Company's plant. The lead bed, provided to receive the indentation of the grill points through the paper, had by continued usage become somewhat worn and uneven, so that wide variation is seen in the distinctness of the grills on the 7 cent stamp, ranging from grills that stand out so clearly with deep embossing, to grills that can be found only by careful scrutiny. The grills vary in size, the smallest having 11x13 points, covering a rectangle of  $8\frac{1}{2} \times 10\frac{1}{2}$  millimeters, and the largest having 13x16 points, measuring  $10 \times 12\frac{1}{2}$  millimeters. As the sheets were sometimes handled carelessly, "Split grills" are occasionally seen, part of the grill appearing on one stamp with a section of grill showing at either side, and sometimes at top and bottom. No double impression of the grill has been noted."—J. W. Sampson.

Sampson made the statement that the "End roller grill" was not known on the 7 cent but in the Gerald Burgess collection there was a fine example of this item. Sampson also states that this grill is known points up as well as points down. Points up grills on this stamp are inverted grills and must be very rare. It has never been our luck to see an inverted grill on this stamp.

John Luff made the following observations regarding the disposition of the grill rollers:

"It may be of passing interest to know what became of the grill rollers—the only important part of the machinery—after their use was discontinued. In 1884, the American Bank Note Company, who held the contract for the printing of the tickets for the New York and Brooklyn Bridge, were called upon to provide a machine to destroy the tickets which had been used. This machine was made by fitting knife-like blades on the surface of the old grill rollers, so arranged that the tickets, when passed between these cylinders, would be cut to shreds. This machine was afterwards abandoned for some other process, but its interest for philatelists ceased when there was no further possibility of its being used to produce grills."

The portion of the statement which states that the grill rollers were the only important part of the machinery leads one to conclude that the machinery was simple in design. It is interesting to note that in the few meager references that we have been able to find which in any way referred to the grilling apparatus, we never yet have found one which was written as if it were an eye witness account, nor have we been able to find any sketch, photo, or description of the machine despite the fact that we have gone to considerable trouble to find such information.

## Chapter XX

### Stamps of the Continental Bank Note Company With the Grill



Figure 157. Example of Continental grill.

**T**HE following three statements are all by John Luff and are given here in the order of their appearance as written by Mr. Luff.

First statement—"In 1876 this discarded device was resurrected and a few sheets had a grill impressed on them. This was a new size among grills, being about  $7 \times 9 \frac{1}{2}$  mm. or  $10 \times 12$  rows of points which were clearly impressed and generally punctured or nearly punctured thru the paper. I have seen only unused copies and am doubtful if the grilled Continental stamps were regularly issued."

Second statement—"The years covered by the contracts of the Continental Bank Note Company were prolific of designs and patents intended to prevent the cleaning and reuse of postage stamps. Some of these ideas were given a trial while others apparently did not get beyond the preparatory stage. The majority of collectors are probably not aware that this company made use of the grill. In spite of the admitted failure of the device, when used by their predecessors, they experimented with it, provided themselves with the necessary machinery and applied the process to a few thousand stamps. The correctness of this statement is vouched for by the Treasurer of the Company, the Superintendent of the stamp department, the patentee of the process and the man who made the grill roller. In the collection of a New York amateur is an impression from the roller on a sheet of white paper the size of a sheet of stamps. There are also in two New York collections a very few copies of the grilled stamps. The grill is small and very clearly impressed. It measures  $7 \frac{1}{4} \times 9 \frac{1}{2}$  mm., or  $10 \times 12$  rows of points. The grills are placed 14mm apart horizontally and 18mm vertically. The bosses, instead of being perfect pyramids, as on previous grills, are not brought to a point but have the top truncated. Thus the impressions have the appearance of a group of tiny rectangles instead of crosses."

Third statement—(A. J. of P. 1901): "For many years it has been held by philatelists that, of all the companies having contracts for the manufacture of our postage stamps, the National Bank Note Company was the only one to use the grill. It will be remembered that this process was patented by Charles F. Steel, and that he transferred the right to use it to the National Bank Note Co. in 1868. That company applied the grill to the stamps of the issues of 1867, 1869, and 1870. Toward the end of their contract the process was abandoned and most philatelists have supposed that it was never again brought into use. Mr. Tiffany mentions the two and five cents of the 1875 issue as having been chronicled with the grill, but he calls this an error. (They exist and are listed by Scott—L. G. B.)

Some years ago I obtained information which caused me to believe that the Continental Bank Note Company had made use of the grill. At my solicitation, a friend obtained access to the records of the company and secured evidence that the patent had been used to a limited extent. This was confirmed by the statements of the Treasurer of the Company, the Superintendent of the stamp department, the patentee of the process, and the man who made the machinery. Having learned all this, we began a quiet search for copies of the stamps and eventually found eight denominations. These were the 1, 2, 3, 6, 7, 12 and 15 cent stamps of the 1873 issue and the 2 cents of the 1875 issue. All were in used condition. We did not find more than two copies of any value and only one of most of them. Here the matter seemed to come to an end.

In the Journal for 1898 (A. J. of P.) page 181, I referred briefly to the subject and described the grill as follows: "the grill is small and very clearly impressed. It measures  $7 \frac{1}{4} \times 9 \frac{1}{2}$  mm., or  $10 \times 12$  rows of points. The grills are placed 14mm apart horizontally and 18mm vertically. The bosses, instead of being perfect pyramids, as on the previous grill, are not brought up to a point but have the top truncated. Thus the impressions have the appearance of a group of tiny rectangles instead of crosses." The measurements between the grills were obtained from a proof impression, on a piece of white paper the size of a sheet of two hundred stamps, which is in the possession of a collector in this city. The finding of this impression was one of the first things which attracted attention to these grills.

A small number of these grilled stamps have recently been found in the possession of a gentleman who obtained them from the Post Office Department at Washington. At the same time a few additional facts about the stamps have been learned.

In June, 1876, a stamp cleaning case was tried in the courts. It was attended by the usual flurry among officials and a revival of the discussion of preventatives of such frauds. The Continental Bank Note Company, who then held the contract for the manufacture of postage stamps, suggested putting the grill into use once more. They were instructed to prepare 1,000 copies of each value then current. As they had not the requisite machinery for making the grill roller, they entrusted that work to Campbell & Watt, a firm of machinists of New York City. To this we may attribute the small differences between this grill and those of the National Bank Note Company. The order was duly executed and perhaps slightly exceeded, since it included the 2, 7, 12 and 24 cent stamps of the 1873 series, which had ceased to be issued to the public. The grilled stamps were forwarded to Washington and put into circulation; but the Continental Bank Note Company did not receive any further orders to apply the patent.

Since these grilled stamps were prepared on proper authorization and duly issued, and used, there cannot be any question that they constitute a legitimate issue and are worthy of a place in any collection of United States stamps."—John N. Luff.

In these three articles by Luff his opinions changed as follows: In his earliest statement made in the A. J. of P. Mr. Luff says:

"I have seen only unused copies and am doubtful if the Continental stamps were regularly issued."

By 1898 his opinion, as expressed thru the A. J. of P. was:

"They (Continental Bank Note Co.) experimented with it and applied the process to a few thousand stamps."

By 1901 (A. J. of P.) Mr. Luff felt sure of his ground and made the following statement:

"Since these grilled stamps were prepared on proper authorization and duly issued, and used, there cannot be any question that they constitute a legitimate issue and are worthy of a place in any collection of United States stamps."—John N. Luff.

Despite the fact that Mr. Luff apparently took plenty of time to find out the facts regarding the Continental grills before giving them his endorsement and then, when he felt he knew the facts, was rather enthusiastic and positive in his statement regarding them, the students that have followed him are more inclined to agree with his earliest opinion in which he was "doubtful if the Continental stamps were regularly issued." We are glad to follow this statement with the opinion of Stevenson on this same matter.

### The Continental Grills—Stevenson


"Specimens of the work of this company exist in several values with a grill not produced by the National Bank Note Company. I have been so far unable to obtain any satisfactory information regarding their origin, reason for existence, or as to the channels through which they came onto the market. To date the best information is hazy but seems to indicate that they were produced by the Continental Bank Note Company for some reason wholly unconnected with their use under the existing contract, either actual or prospective. They are supposed to have by some means reached the Post Office at Washington, D. C. and have there been regularly issued. These things may have some interest as being in actual existence, but it seems absolutely certain that the grills were never issued even if the stamps were. There is some distinction.

If anything better can be said for these stamps, I certainly wish someone with exact knowledge would tell us about them. I want justice done them whether it compe's us to include them in our lists or makes us throw them out definitely as junk."—Stevenson.

We never have heard the question raised as to how the Continental Bank Note Company was able to exercise the privilege of using this patented device. A trial impression of the Continental grill on heavy white paper, which we have seen, is signed by Chas. F. Steel, the patentee of the process. It has always been assumed that Steel assigned the sole rights to this invention to the National Bank Note Company but it is possible that he merely leased the right to use the device to them and later to their competitors, the Continental Bank Note Company. In any event, the roller was made, applied to a few stamps, and a few examples of the stamps with this grill are in existence today. Our opinion is that they were not issued. However, so far as we are concerned, they are interesting items and are worthy of the attention of anyone interested in U. S. stamps.—L. G. B.

## Chapter XXI

### Counterfeit Grills



**Figure 158.** The above grill impressions were made from the machines in the possession of the late Rudolph Thomas and were given the author by the officials in charge of case.

**W**E feel like starting this chapter by saying “don’t get scared and don’t go away,” because we find that on the subject of counterfeits, most collectors fall into one of two classes: those that are suspicious of everything and those that are suspicious of nothing!

For those collectors that are suspicious of everything, we want to make the statement that in the case of the grills, among the cheaper grills at least, the genuine grills are in the vast majority and, with the exception of the 12c, 24c and 30c National with the grill, even the high priced items are genuine most of the time. We have seen more fakes of the 24c National than any other grill, followed by the 30c National and then by the 3c with the grill all over.

It is a curious fact that we have seen about as many fakes on the stamps printed by the American Bank Note Company, which were printed on soft paper and which were never officially grilled, or on stamps printed by the Continental Bank Note Company, as on the stamps which were printed by the National Bank Note Co.

Quite often stamps of the Continental Bank Note Company will be found which have been grilled in imitation of the National grills. Such grills can be immediately recognized as fakes due to the fact that the National grills were never used on the Continental stamps. The first two tests, therefore, are to check the stamp itself.

If it is an American Bank Note stamp it cannot be genuinely grilled, and, if it is a Continental, the only grill that could possibly be genuine would be the “J” grill that has been found on a very limited number of copies of the

Continental stamps. It is obvious that grills produced by parties ignorant of these elementary facts are not liable to be dangerous if they are given any intelligent examination.

Our own opinion is that at least 25% of all fake grills can be detected with little effort thru the simple test of checking the stamp rather than the grill itself. Unless it is on a stamp printed by the National Bank Note Company you can reject it at once.

We believe that many more fake grills have been produced abroad than in this country and that is probably the reason so many of the fakes are found on soft paper. Fake grills can be more easily impressed on soft paper than on hard and, since most foreign catalogs fail to differentiate between our various printings, the faker naturally makes the very foolish mistake of grilling stamps that were never issued in this form!




Figure 159. The "Bell, California" Fakes.



Figure 160. "Bell, California" Fakes. Note the heavy and unnatural outline of the grill.

We believe that another 25% of all fakes can be detected either by the size of the grill, which is a simple thing to check in most cases, or by virtue of the fact that it seems to be difficult to imitate the shape of the individual grilling points with enough accuracy to fool anyone that makes a close examination of them. Most fakes are either so sharp that they resemble heavy pointed pin points or else they are so dull as to resemble square dots.

The remaining 50% (if our estimates are accurate) are really dangerous fakes and we may as well confess we know of no way we can tell you of any fool proof way of detecting them. It should be remembered that the grills on

the cheap items are identical with the grills on the expensive ones which show a grill of the same family. For instance, the "H" grill which appears on a 3c National, #136, which is a cheap stamp, is identical with the "H" grill which appears on #142, the 24c National that is such a rare and expensive item. If you are enough of a student to familiarize yourself, through painstaking observations, with all of the details of a genuine grill as it appears on one stamp, you can reasonably expect to recognize these details wherever you find them. Take a real look at some of your grilled stamps. Look at the grill points from every angle—observe every detail you can possibly make out—check the size of the points, the spacing between them, the appearance of the apex and the sides of the points—and you may gain some knowledge that has previously escaped you.

As a last observation, when a grill is offered "as is," especially when it is an item of high value if it is genuine, it is obvious that you should proceed with caution. Most "as is" selling is merely a slick way of palming off worthless, or nearly worthless, items on unsuspecting buyers. Of course, if you are willing to take a chance on an item that looks like a good gamble—that's your business—but don't cry if you get hurt!

We present some observations made by Luff and Stevenson many years ago.

### **"Dangerous Counterfeits of United States Grills"**

**(Volume 9, American Journal of Philately, 1896)**

"We have been shown some United States stamps of the issues of 1868 and 1870 with grills, which, after careful examination, prove to be very dangerous forgeries. Of the 1868 issue there were the 1, 3, 5, 10, 12, and 30 cent stamps with a large grill, both with points up and with points down. The grills on these measure 13x16½ mm and show 16 points horizontally by 19 points vertically, where the original 13x16 ("C") grill shows 20 points vertically. (These grills vary from 18 to 20 points vertically.—L. G. B.) Besides, the grills are all too heavily impressed, which is due to the fact that they had not been put through the hydraulic press, as was the case with all that were sold to the public. (Luff is speaking of the "C" grills.)

The 1870 issue was represented by the following values: 1, 2, 3, 6, 7, 10, 15, 24, 30 and 90 cent stamps, the full set being again shown with the points up and points down, the grill measuring 9x12mm and showing 11x14 points. In these, as in the 1868 set, the impressions are all too strong, this being due to the same causes as mentioned above. The last named grill is not known on any genuine specimen of the stamps of this issue, and what proves absolutely that they are fraudulent is the fact that some of them appeared on stamps which were not printed by the National Bank Note Company, but by the Continental Bank Note Company.

The lot shown us contained also a magnificent block of 4 of the 1 cent 1861, grilled all over, which showed the same difference in impression from the originals as the other stamps already mentioned. A few of the specimens, if shown to us separately, would certainly have elicited a favorable opinion as to their genuineness, but from the fact that some of the stamps in the lot were certainly fraudulent, we have arrived at what we consider the warranted conclusion that the entire lot was wrong, from beginning to end.

We warn collectors in general about investing in full grills with points down and small grills of 1868 and 1870 with points up. (This warning was obviously intended as a warning for that particular period of time.) We have at different times seen specimens of the 3c of 1867, with the grill covering the entire stamp, offered at auction with the grill showing the points down. We feel sure that no such impressions were made at the time, and that a careful examination of the specimens will prove them to be counterfeit. Also there have recently appeared specimens of the 1c and 5c of 1868, with grill covering the entire stamp, but we would advise collectors to be very careful about buying any of these. It is very easily possible, although we are not able to state it as a fact, that they came from the same lot from which the stamps described herein emanated, and, if so, they are of the same character."—A. J. of P.

(Mistakes made by early fakers of grills was that they often put an imitation of a National Grill on Continental or American Bank Note Company stamps. During a visit to a stamp dealer in Italy the author was offered many



fake grills on Continental and American stamps and the dealer, when we pointed out to him that the grills were fakes, seemed to regard the whole situation as a joke. He evidently figured that if the buyer didn't know good from bad that there was nothing wrong with the transaction. This attitude, we are sorry to say, is prevalent in many places in Europe, particularly in Paris, and Americans in particular should buy with caution from such sources.—L. G. B.)

Stevenson has this to say about counterfeits:

"Counterfeits—Such things also exist mainly in those varieties that with the grill bring rather high prices, though some of them are to be found on the cheapest values. I have also seen counterfeits on the Continental issue and even on the stamps of the American period. Most of those I have seen should not fool anyone with any exact knowledge of the genuine grills. A few are so well done as to be dangerous to anyone not fully familiar with grill details. There may be some that have, and always will, fool us. I doubt this. The faker almost invariably misses some essential detail or exaggerates some detail that impressed him strongly. Study only can be depended upon for protection in all cases.

The 5c and 30c of the 1867 issue are listed as existing with the entire grill. Specimens of these exist and have been passed as O. K. However, until I have examined such items, I cannot take them seriously, for good reasons before stated. I have no confidence in them, certainly not as existing with the A grill with the biscuits from the female cylinder. (Genuine copies exist.—L. G. B.)

"Specimens of the 1869 issue are listed as without grill, and they bring nice prices. Specimens of this issue do exist with no traces of grill. I know it because I have found copies beyond suspicion as to origin (and I am quite suspicious); furthermore, I have made some myself! This is a simple matter of proper wetting and proper pressure of some of the fainter grills of this period where the paper has not been much strained by the embossing. The catalog is quite right in excluding the used stamps without gum. I am also afraid that I could not bring myself to pay much for fully gummed ones either. Certainly I do not accept the general claim that there was one separate batch of grillless stamps of this issue which experts can differentiate perfectly by shades, etc., as being the genuine non-grilled high-priced ones. Collect them if you wish but spend your own money for them!

In a much earlier article in the Collector's Journal, I called attention to a 7c, 1870, that I had purchased, showing a grill about 9x11mm. I have now identified this to my own satisfaction as a perfectly genuine fake, a fake made apparently to apply to the high values of the 1867 period. It was numerously so applied and is a most dangerous counterfeit grill, possibly the most dangerous one for collectors not absolutely familiar with the normals.

Cancellation after grilling—Used copies occasionally bear their own proof that they were canceled after grilling, in other words, that they were grilled before cancellation. This has mighty little evidential value, except where every other item of evidence is also favorable. Not a few of the best fakes were made on unused stamps that were then sent thru the mails, and may even be found on cover. The same identical fake grills may be found on stamps not printed before 1890, as on the 1890 issue and even on the Columbian issue."—Stevenson.

In the illustrations of the various fake grills we are hopeful that the printing process will permit the small differences to show. If they do show, you will be able to observe that in the case of the "A" grill the fake is well done with the exception of the fact that the size of each unit is slightly smaller than the units of the genuine grill. The "B" fake is quite well done but the points when examined closely reveal that they are too flat. The "C" fake shown here is excellent so far as the shape of the units is concerned but the faker makes the error of having the grill about 3 rows too long! On both the "D" and "E" fakes pictured the "square points" mentioned earlier are instant evidence of the character of the grill. The "Z" fake is clever but close observation will show that the space between each unit is considerably more than on the genuine grill. Small details seem to trip up the fakers and you should make every effort to recognize these small errors when they come under your observation.

It is impossible, of course, to illustrate every fake that has come under my scrutiny but the detection of one fake is pretty much the same as another. The old adage "Practice makes perfect" applies to the detection of fake grills as well as it does to other things.

"A" Grill.

"A" Fake.




Figure 161.

"B" Grill.  
"Luff Copy"  
Probably an essay grill.

"B" Fake.





Figure 162.

"C" Grill.

"C" Fake.




Figure 163.

"D" Grill.

"D" Fake.




Figure 164.

"Z" Grill.

"Z" Fake.

"E" Grill.

"E" Fake.




Figure 165.

Figure 166.

It should be understood that these are only examples and that numerous other fake grills exist.

## Chapter XXII

### THE GRILLED STAMPS OF 1867 AND 1868

All of these stamps are of the same design as the 1861 series  
"A" Grill

Grill, with points up, covering the entire stamp  
The Three Cent Stamp With the "A" Grill

(Scott 79, Minkus 59)



Figure 167. The earliest known use of the A Grill. Aug. 14, 1867 from Racine, Wisc.

THIS is the first of the issued grills and is known used as early as August 13, 1867. A pair on cover, mailed from Beaver Dam, Wisconsin and cancelled on Aug. 17th was handled by P. M. Wolseffer. It is interesting to note that this was a very small town, a long way from Washington, and unless a sheet of grilled stamps was just placed in the regular stock, and then was sent to Beaver Dam against an ordinary requisition, it is not too easy to figure out why the earliest known use should have been found from such an out of the way place. Of course the stamps could have been carried there but this actually is not likely. What probably had happened was that by the time the grilled-all-over stamps were sent to Beaver Dam they already had been determined as failures and the remaining sheets probably were just mixed into the regular stock and sent out at random.

The color of the stamp is rose and is very uniform.

Blocks are scarce. One of the few blocks seen by the author was in the collection of Mr. Anton Quevli of Windom, Minnesota. This block was unused. In the September, 1913 issue of the *Philatelic Gazette*, J. M. Bartels offered an unused block of 8, without gum.

The stamp is known printed on both sides, in used condition, but it must be of extreme rarity for we have heard of but one copy.

The only cancellations that have been found have been in black, and in blue, and the only variety of cancellation listed is "Railroad." Of course the usual run of cork, town, and pen cancellations are to be found.

We call your particular attention to the fact that there is an essay grill that closely resembles the issued grill. This essay grill is found on the 1c, 3c, 5c, and 30c. The grill units are not quite as heavily impressed as are those of the issued grill and are square. On the issued grill the units are rectangles, slightly taller than they are wide, and they were impressed strongly enough so that an examination of them thru a glass will reveal that the fibres of the paper are broken at the bottom of each pit made by the grilling units. One of the peculiarities of the genuine grilled all over stamp is that the gum apparently has stained most of them so that the paper appears somewhat yellow.

Buy with caution as I have seen blocks and singles of the 3c with the Essay grill offered as the real thing and they carried well-known "Certificates" to prove their status.



Figure 169. A 3c "Grilled-all-Over" used to carry a circular from the P.O. Dept. in Washington to the Postmaster at George's Creek, N.C. The circular announced the forthcoming new series of 1869 stamps. Mailed on March 14, 1869. (Courtesy of Wm. O. Bilden).



Figure 169a. Imperforate pair. (Courtesy H. R. Harmer, Inc.).

The item exists imperforate but it was not issued in this form and as such it must be considered a proof.

**Shades:** Rose.

**Varieties:** Printed on both sides.

**Plate:** Plate 11, Plate 52.

**Cancellations:** Black, blue.

**Cancellation varieties:** Railroad, Black town.

**Quantity issued:** Estimated at 50,000.

### The Five Cent Stamp With the "A" Grill (Scott 80, Minkus 60)



Figure 170. The rare 5c grilled all over.

The stamp with the essay grill previously described is seen more often than is the genuine article and we suppose that at least half a dozen copies of this essay have been offered to us for an opinion in the past few years. When we were called upon to pass on some of the grilled stamps in the estate of Col. Green, we found two of these essay grills on the 3c, two on the 5c, and one on the 30c. Whether or not Colonel Green purchased these as stamps with the issued "A" grill is not known by the author. We do not recall what disposition was made of them but we are certain they were not sold unless they were sold as essay grills. No actual date of use is known but I would imagine they were used in August or September of 1867.

The genuine 5c grilled-all-over is an extremely rare stamp with only 4 or 5 copies being known. So far as is known to us no unused copies exist.

**Shades:** Brown.

**Varieties:** None.

**Plates:** Plate 17.

**Cancellations:** Black.

**Cancellation varieties:** None.

**Quantity issued:** Estimated at 2,000.

### The Thirty Cent Stamp With the "A" Grill (Scott 81, Minkus 61)



Figure 171. The 30c griddled all over.

We understand that the first copy of this stamp was found in 1889. This stamp is of equal rarity with the 5c for only about 6 copies are known. So far as we know it exists only in used condition, off cover, with, in my opinion a use in August or September, 1867. Two copies were sold in the Hind Sale and both brought high prices. We believe that Gorden Harmer discovered the last copy that has been found.

**Shades:** Orange.


**Varieties:** None.

**Plate:** Plate 7.

**Cancellations:** Black.

**Cancellation varieties:** None.

**Quantity issued:** Estimated at 2,000.



### The Three Cent With The "B" Grill (Scott 82). Grill with points up, about 18x15 mm., 22x18 points.

It is our opinion that such a grill did appear on issued stamps and we have seen a cover bearing four singles with an 18 x 15 grill which I, and students whose knowledge I respect, consider it to be genuine in every respect. This is the cover listed in the Scott Catalog as No. 82 on cover. It does NOT bear a grill like that shown in Figure 172 which is an illustration of the so-called "Luff" copy that we consider bears only a essay grill and in which opinion we are supported by every qualified expert known to us.

Figure 172. Long considered as the "B" grill, we believe, as do most other students of the grills, this should be considered as an essay. We show a real "B" grill on following pages.



Figure 173. This IS the cover listed by Scott as with the "B" Grill. 10c paid the rate to Hamburg with 2c payment believed needed to carry the cover from Hamburg to Darmstadt. (Courtesy Elliott Perry).





Figure 174. This shows the back of the stamp on the cover. They were removed and turned up for a thorough examination. It is my unqualified opinion that these grills are genuine and here, at long last, are the only known copies of the genuine "B" grill, 18x15mm. See the enlarged photo of a single on the following page.



**Figure 175.** This is a fine enlargement of one of the stamps with the "B" grill shown on the cover on the preceding page. These stamps have the slight yellow gum stain on the back of the stamps that is characteristic of the "A" and "C" grills. I consider this as important evidence of the period when this grill was made. I believe it was produced after the "A" grill and before the "C" grill.

It is to be hoped that the preceding illustrations will help anyone determine whether or not they have the great good fortune to possess a genuine "B" grill. The 4 shown on the cover are the only ones (1966) known.

While a few fakes of the "B" grill have been sold over the years, the principal items that have been mistaken, and sold, for "B" grills are the "partially erased" copies of the "C" grill. These are genuine, and scarce, but they are not "B" grills. Further, and accurate, information in the stamp catalogs would be most helpful.

It should be noted that the "B" grill is from a Male roller and the grill is impressed from the face of the stamp so the grill points are impressed in the face of the stamp and stand up on the back of the stamp. The grill area is 18x15 mm. in size and there are 18x22 grill points. It should be remembered that the "partially erased" "C" grills are made from a Female roller with the grill points or biscuits standing up on the front of the stamp with depressions of the grill showing on the back of the stamp.



Good hunting! It took me over 35 years to even see one of these real "B" grills, the ones on the cover in question, and I've never found one but you can be certain that I'll keep on looking!

**"C" Grill**

**Grill with points up, about 13x16mm., 16 to 17 by 18 to 21 points  
The Three Cent Stamp With the "C" Grill (Scott 82, Minkus 62)**



**Figure 176. 3c with "C" grill.**

This is the only denomination that comes with the "C" grill. It is a rare item in other than used singles or pairs and our records indicate that very few blocks used and unused exist. A well centered O. G. block of 4 was sold in the Hind Sale. There was a beautiful O. G. corner block of 4 and also an extremely fine imprint block of 4 in the Caspary Collection. The color of the stamp is rose, with little color variation.

The item is known imperforate but it was not issued in this condition and the imperforate of course is only an essay.

**Shades:** Rose.

**Varieties:** Double grill.

**Plates:** Plate 14.


**Cancellations:** Black, blue.

**Cancellation varieties:** Black town.


**Quantity issued:** Estimated at 300,000.

**"D" Grill**

**Grill with points down, about 12x14mm., 15 by 17 to 18 points  
The Two Cent Stamp with the "D" Grill (Scott 84, Minkus 63)**



**Figure 177. 2c with "D" grill.**



**Figure 178.** This is a beautiful example of a split grill, and on a hitherto unlisted variety at that. This is the "D" grill and the student who found it, Thomas W. Priester, correctly stated in his article in the Collectors Club Philatelist that it was not described in my previous books. This variety, "Split D Grill" will be in the Scott Specialized catalog.

This is the first appearance of the "Black Jack" among the stamps with grills. As can well be imagined, this is a difficult stamp to obtain in fine condition. The stamp is scarce in mint condition and only 3 or 4 mint blocks are believed to exist. A superb O. G. block of 4 was sold in the Hind Sale. It also is known in used block form.

**Shades:** Black.

**Varieties:** Double transfer, Split grill.

**Plates:** Numbers unknown.

**Cancellations:** Black, red.

**Cancellation varieties:** "Paid All."

**Quantity issued:** Estimated at 200,000.

### **The Three Cent Stamp with the "D" Grill (Scott 85, Minkus 64)**

This stamp is in rose and is quite uniform in color. As are most of these early grills, it is scarce in blocks and the largest block known to us is an unused block of 6 that was in the George F. Hammond collection when it was disbursed in 1918. There was an unused block of 4 in the Col. Oliver Pitcher collection sold in 1946. A used block is known but is very rare.

**Shades:** Rose.

**Varieties:** Split grill, Double grill.

**Plates:** Numbers unknown.

**Cancellations:** Black, blue, green.

**Cancellation varieties:** "Paid."


**Quantity issued:** Estimated at 500,000.

### “Z” Grill

Grill with points down, about 11x14mm., 13 to 14 by 17 to 18 points. The tips of the pyramids are very short horizontal ridges throughout the body of the grill, rather than vertical ridges as is true of the “D” grill and of other grill which follow the “Z” grill.

### The One Cent Stamp With the “Z” Grill (Scott 85A, Minkus 64)

The One Cent blue is listed with the “Z” grill and was so listed by the pioneer student of the grills, Wm. L. Stevenson. The author has seen, only thru glass, the copy in the B. K. Miller collection that formerly was in the Stevenson Collection. Stevenson was a great and accurate student and there is no doubt that the 1c stamp exists with the “Z” grill.



**Figure 179.** This is the photo made by the Philatelic Foundation on the Certificate of Genuineness of this “Z” grill. Note double grill. (Collection of Wilbur Schilling, Jr.).

When I wrote "The 19th Century Postage Stamps of the United States", published in 1947, I never had actually seen a 1c "Z" other than the one in the frame in the Miller Collection that is in the New York Public Library. Some years before this I had found a 10c "Z" grill in Chicago which I sold to my friend Jefferson Jones. By a most remarkable coincidence, the 1c was purchased in a lot by Henry Kuhlmann of Chicago, the very man who had had the 10c.

When I examined the lot sent to me by Kuhlmann I was most happy to see that the 1c was indeed a copy with the "Z" grill. While I did not doubt my own judgment on the grill, I wanted the only man who had handled a 1c with a "Z" grill to see it and confirm my opinion. I therefore flew to New York where Elliott Perry met me, examined the stamp and agreed with me that it was indeed a genuine "Z" grill on the 1c. This is one of the rarest stamps in the world and this was the only copy that had been discovered in nearly fifty years. This copy has a double grill as does one of the rare 10c, with a "Z" grill. This is a strange coincidence. The only copies known to me are two in the Miller Collection in the New York Public Library and one in the Wilbur Schilling Collection. Some years after I had sold the 10c "Z" to Jefferson Jones, I bought it back from him and sold it to Schilling, and I now think Schilling is the only collector who owns both of these great rarities.

The listing in the Standard Catalog indicates that the 1c "Z" grill exists both used and unused.

**Shades:** Blue.


**Varieties:** None.

**Plates:** Numbers unknown.

**Cancellations:** Black.

**Cancellation varieties:** None.

**Quantity issued:** Estimated at 1,000

**The Two Cent Stamp With "Z" Grill (Scott 85B, Minkus 66)****Figure 180. 2c with "Z" grill.**

Anyone with sharp eyes should pick this stamp up as a sleeper if they will examine every grilled "Black Jack" that comes into their hands. Sooner or later that copy with the grill ridges running *across* the stamp is bound to come along.

A used block is known but I cannot find a record of an unused block.

**Shades:** Black.

**Varieties:** Double transfer, Double grill.

**Plates:** Numbers unknown.

**Cancellations:** Black, blue, red.

**Cancellation varieties:** Black Carrier.

**Quantity issued:** Estimated at 500,000.

**The Three Cent Stamp With "Z" Grill (Scott 85C, Minkus 67)****Figure 181. 3c with "Z" grill.**

There isn't much to say about this stamp except that it now is perhaps ten times as scarce as the 2c with this same grill.

The largest known block of this stamp was turned up in the past few years by S. D. Harris of Mahopac, N. Y. This was a fine O. G. block of 9 and was one of the finest 19th century items discovered in recent years. No used blocks are known to me. There was an O. G. block of 4 in the Caspary Sale.

**Shades:** Rose.

**Varieties:** None.

**Plates:** Numbers unknown.

**Cancellations:** Black, green, blue.

**Cancellation varieties:** None.

**Quantity issued:** Estimated at 100,000.

**The Ten Cent Stamp With "Z" Grill (Scott 85D, Minkus 68)****Figure 182.** 10c "Z" grill. (Wilbur Schilling, Jr. Collection).

The author discovered a superb copy of this great rarity a few years ago and it now is in the Wilbur Schilling, Jr. Collection. Only five copies are known to the author and there is little question but that this particular copy now in the Schilling Collection is the finest known. Philip H. Ward, Jr., handled a copy a number of years ago, John Fox had a nice copy that I saw some years ago, and there is a copy in the B. K. Miller Collection now in the New York Public Library. This copy came from the Stevenson Collection and has a double grill.

The 10c with "Z" grill and the 1c with this same grill are the rarest of the issued stamps of the 19th Century.

**Shades:** Green.

**Varieties:** Double grill.

**Plates:** Numbers unknown.

**Cancellations:** Black.

**Cancellation varieties:** Black town.

**Quantity issued:** Estimated at 2,000.

**The Twelve Cent Stamp With "Z" Grill (Scott 85E, Minkus 69)**

This stamp is not particularly difficult to find. It usually is found on stamps that are intense black in shade and grilled stamps of such shade should be examined with care.

The largest block of which we have a record was a block of 9 sold in the Eugene Klein Sale of May 17, 1940. A used block is known.

**Shades:** Black, intense black.


**Varieties:** Double Transfer of top frame line.

**Plates:** Numbers unknown.

**Cancellations:** Black.

**Cancellation varieties:** None.

**Quantity issued:** Estimated at 100,000.



### The Fifteen Cent Stamp With "2" Grill (Scott 85F)

Figure 183. 15c Black "Z" Grill (85F.). Centered. Brilliant Color. Town pmk. and almost invisible ms. cancel, the Discovery copy and by far the finer of the two known copies. A Magnificent copy of one of the world's choicest Philatelic Gems, Superb Rarity with P. F. Certificate, Realized \$11,700. in the Newbury Sale in 1963.

The illustration and the description are exactly as they were in the Sale Catalog when the item was offered in the "Rarities of the World" sale held by Robert A Siegel on February 24, 1966. It is my understanding that this sold for \$13,000.00.




Figure 184. This is a photo of the reverse of the stamp shown above. It has been the source of regret to the author that I have not had an opportunity to study this particular item at first hand. (Photo courtesy of Robert A. Siegel).

### "E" Grill

Grill with points down, about 11x13mm., 14 by 15 to 17 points.

### The One Cent Stamp With "E" Grill (Scott 86, Minkus 70)



Figure 185. 1c with "E" grill.

This stamp is not particularly scarce but it is an exceedingly difficult stamp to obtain in really choice condition. A superb copy should easily be worth a dozen times as much as a "commercial copy."

Some years ago I bought a beautiful lot of these stamps from a man whose grandfather had run a paper mill near Boston. The grandfather was not a real collector but when something striking came along he saved it. My thanks, Sir, for the many fine stamps and the St. Louis Bear covers!

A cover bearing this stamp is known used from "Island of Kodiak, Alaska, Ty." used on October 13, 1869.

Both used and unused blocks are known. An O. G. block of 50 showing the Top imprint was sold in the Worthington Sale. A used block of 18 was sold in the Robt. A. Siegel Sale of Feb. 27, 1964.

**Shades:** Blue, dull blue.

**Varieties:** Double grill, Split grill.

**Plates:** Numbers unknown.

**Cancellations:** Black, blue, red, green.

**Cancellation varieties:** "Paid," Steamboat, Red Carrier.

**Quantity issued:** Estimated at 3,000,000.



**The Two Cent Stamp With "E" Grill (Scott 87, Minkus 71)**




Figure 186. 2c with "E" grill.

As is true of any of the "Black Jack" stamps, this one is difficult to obtain in fine condition as these stamps rarely come centered.

Blocks of this item are scarce, particularly in used condition.

The stamp has been used bisected and is known with the diagonal used as 1c on cover. Care must be exercised in the purchase of such items since bisects that "look good" are easily manufactured. The article by L. M. Rellim which we quoted in the portion of this work that concerns the 10c 1847 bisects is well worth re-reading.

**Shades:** Black, intense black, gray black.

**Varieties:** Double transfer, Double grill, Triple grill, Split grill.

**Plates:** Plate 29.

**Cancellations:** Black, blue, purple, brown, red, green.

**Cancellation varieties:** "Paid," Steamship, Black Carrier, "Paid All," "Short Paid," Japan.

**Quantity issued:** Estimated at 25,000,000.

**The Three Cent Stamp With "E" Grill (Scott 88, Minkus 72)**



Figure 187. Although it does not show in the illustration, this block has an inverted grill and is a rare item. (Ex-West collection).

This is the second most common of all of the grilled stamps of 1867-1868. It is quite often found on a very thin paper which probably was of an experimental nature and was probably used in an effort to get better efficiency out of the grills.

The usual grill varieties can be found on this stamp and since such items are of interest it is suggested that all grilled stamps be examined carefully for such variations.

A complete sheet of the 100 stamps that comprised the left pane of Plate 36 was sold in the Eugene Costales Sale of the Col. Green Collection, on February 19-24, 1945.

**Shades:** Rose, pale rose, rose red, lake red.

**Varieties:** Double grill, Triple grill, Split grill, Inverted grill.

**Plates:** Plate 36.

**Cancellations:** Black, blue, red, ultramarine, green.

**Cancellation varieties:** "Paid," "Way," Numeral, Steamboat, Railroad, Express Company Cancellation.

**Quantity issued:** Estimated at 80,000,000.

### The Ten Cent Stamp With "E" Grill (Scott 89, Minkus 73)




Figure 188. 10c with "E" grill.

As is the case with the 3c, this stamp is found on the very thin paper in addition to the paper of normal thickness. The stamp is very rare in block form although an O. G. block of 18 was sold in the Worthington Sale and again in the Caspary Sale. It is an exceedingly difficult stamp to obtain in fine condition. Used blocks exist.

**Shades:** Green, dark green, blue green.

**Varieties:** Double grill, Split grill, Double transfer.

**Plates:** Not definitely known but probably Plate 15 was used.

**Cancellations:** Black, blue, red.

**Cancellation varieties:** "Paid," Steamship, Japan.

**Quantity issued:** Estimated at 1,500,000.


**The Twelve Cent Stamp With "E" Grill (Scott 90, Minkus 74)**

Figure 189. 12c with "E" grill.

This stamp is exceedingly rare in block form and one of the few blocks of this item that have changed hands in recent years was an O. G. block of 4, perforations close at the top, that was sold in a Robert A. Siegel Sale of Feb. 24, 1965. Used blocks are known.

Fine copies of this stamp are a little more easy to find than some of the other denominations in this series because the color of the stamp does not show cancellations too badly and the stamp comes a bit better centered than most of the other stamps of the series.

**Shades:** Black, gray black, intense black.

**Varieties:** Double transfer of top frame line, Double transfer of bottom frame line, Double transfer of top and bottom frame line, Double grill, Split grill.

**Plates:** Plate 16.

**Cancellations:** Black, blue, red, green.

**Cancellation varieties:** Railroad, "Paid."

**Quantity issued:** Estimated at 1,000,000.

**The Fifteen Cent Stamp With "E" Grill (Scott 91, Minkus 75)**

Figure 190. 15 Cent with "E" grill.

This is one of the most scarce, in block form, of the stamps bearing the "E" grill. We do know of a fine block of 4 tied on a cover sent from the French Consul General at San Francisco to Mirande, France. This cover was sold in the Kelleher Sale of October 19, 1937. A superb O. G. block of 4 was sold in the Hind Sale. The largest block known to us is a horizontal block of 8, full O. G. and very fine, that was sold in the Caspary Sale in 1956.

**Shades:** Black, gray black.

**Varieties:** Double grill, Split grill.

**Plates:** Plate 41.

**Cancellations:** Black, blue, red.

**Cancellation varieties:** "Paid," Supplementary Mail Type A.

**Quantity issued:** Estimated at 500,000.

## "F" Grill

Grill is points down, about 9x13mm., 11 to 12 by 15 to 17 points.

### The One Cent Stamp With "F" Grill (Scott 92, Minkus 76)

As are all denominations from the 1c thru the 15c with the "F" grill, this stamp is found on very thin paper in addition to the regular paper. It is a most difficult item to find in choice condition as it nearly always is poorly centered.

Large blocks are scarce and even the Hind Collection had nothing larger than a block of 6. Used and unused blocks of 4 are of about equal value and scarcity.



**Figure 191.** 1c with "F" grill.

**Shades:** Blue, pale blue, dark blue.


**Varieties:** Double transfer, Double grill, Split grill.

**Plates:** Plate 10, Plate 22, Plate 27.

**Cancellations:** Black, blue, red, green.

**Cancellation varieties:** "Paid," Red Carrier, "Paid All."

**Quantity issued:** Estimated at 7,000,000.

**The Two Cent Black With "F" Grill (Scott 93, Minkus 77)****Figure 192. 2c with "F" grill.**

There is very little variation in color on this stamp as it is found only in black and gray black.

This is the only one of the grilled issues that is more common, in block form, than the ungrilled stamp of the same denomination. For some reason or another this 2c stamp with the "F" grill is more common in used blocks than is the ungrilled 2c stamp. In unused blocks it is several times more scarce than is the ungrilled stamp. Nevertheless, the stamp exists in the form of a full sheet that was printed from Plate 30. There was a fresh O. G. block in the Caspary Sale.

A number of bisepts of this stamp exist. They are in the form of a diagonal half used as 1c on cover, a vertical half used as 1c on cover, and a horizontal half used on cover. As always is the case with items of this nature, they should be examined very carefully before purchasing. It usually is a good idea to get an expert's opinion as a few dollars spent for information is a good investment. Faking thrives on the man who refuses to learn or refuses to pay for information that may save him a great deal of money.

**Shades:** Black, gray black.

**Varieties:** Double transfer, Double grill, Split grill.

**Plates:** Plate 28, Plate 30, Plate 50, Plate 51, Plate 53.

**Cancellations:** Black, blue, red, green.

**Cancellation varieties:** "Paid," "Paid All," Black Carrier, Red Carrier, Japan.

**Quantity issued:** Estimated at 50,000,000.

**The Three Cent With the "F" Grill (Scott 94, Minkus 78)**

This stamp is the most common of the grilled stamps issued in 1867-1868. Although this item is known imperforate, and imperforate horizontally,

there is little evidence to indicate that either variety actually was issued in this form. Each of these varieties came from Plate 55, no doubt from the same source as other items of like nature. Both were present in O. G. blocks in the Hind Collection.



Figure 193. 3c with "F" grill.

One of the most unusual items among the grills is an unused imprint block 12, 4x3, which has, on the reverse, the print of a strip of 4 with the imprint and plate number which was Plate 35. This item was sold in the Eugene Klein sale of February 26, 1944. Despite the fact that prices soon become outdated, we will note the price which was \$1500.

About every variation known of the "F" grill has been found on this stamp for we find that it is known with Double grill, Triple grill, Marginal grill, Split grill, Quadruple Split grill, and Grill with points up. This last named variety is scarce and is caused by the stamps going thru the grilling machine face downwards rather than face up. We have seen but very few items of this nature despite our long interest in the grilled issues.

**Shades:** Red, rose red, rose.

**Varieties:** Double transfer, Printed on both sides, Double grill, Triple grill, Marginal grill, Split grill, Quadruple split grill, Grill with points up.

**Plates:** Plate 11, Plate 32, Plate 34, Plate 35.

**Cancellations:** Black, blue, ultramarine, red, violet, green.

**Cancellation varieties:** 1867 year date, 1868 year date, 1869 year date, "Paid," "Paid All," "Free," Numerals, Railroad, Steamboat, Packet Boat, Express Company Cancellation.

**Quantity issued:** Estimated at 225,000,000.

### The Five Cent Stamp With "F" Grill (Scott 95, Minkus 79)




Figure 194. 5c with "F" grill.

This stamp is found in brown, black brown, and dark brown. The true black brown is a little more scarce than the other shades.

The largest block of which we have a record is an unused block of 10, full gum and well centered, that was in a Robert A. Siegel Sale of Feb. 24, 1965. In one of the Colonel Green Sales, the sale held by Irwin Heiman on January 8-10, 1946, there was an unused block of six with part of imprint and the Plate Number 17. A used block of 5, possibly the largest used block, was sold by the Ohlman Galleries, March 1, 1946. There was a pen cancelled block of 4 in the Worthington Collection.

**Shades:** Brown, black brown, dark brown.

**Varieties:** Double transfer of top frame line, Double grill, Split grill.

**Plates:** Plate 17.

**Cancellations:** Black, blue, magenta, red, green.

**Cancellation varieties:** "Paid," "Free," "Steamship."

**Quantity issued:** Estimated at 680,000.

### The Ten Cent Stamp, Type II, With "F" Grill (Scott 96, Minkus 80)




Figure 195. 10c with "F" grill.

Although the 1861 issue had two types of the ten cent stamp, only Type II was issued with a grill. As seems to be common all the way thru these early issues, blocks are scarce. There was a very fine O. G. horizontal block of 8 in the Caspary Collection. We illustrate the largest block of which we have a record. It was in the Jefferson Jones collection but this collection was sold and I do not know where the block is now.



Figure 196. 10 Cent with "F" grill. This is believed to be the biggest known block. (Ex-Jefferson Jones collection).

**Shades:** Yellow green, green, dark green, blue green.

**Varieties:** Double transfer, Double grill, Split grill, Quadruple split grill.

**Plates:** Plate 15, Plate 26.

**Cancellations:** Black, blue, red, magenta, green.

**Cancellation varieties:** "Paid," "Free," Steamship, China, Japan.

**Quantity issued:** Estimated at 3,800,000.

### The Twelve Cent Stamp With "F" Grill (Scott 97, Minkus 81)

This stamp comes only in black and gray black and for that reason does not cancel quite as badly as do stamps of lighter colors.

While the stamp is not too easy to find in superb condition, it is true that it comes a little better centered, as a rule, than do most of the other stamps of this series.

Blocks, as might be expected, are rather scarce but they do exist both used and unused for our records show a number of them. One centered unused block of 4 was sold in the Hind Sale. There was a very fine horizontal block of 8 in the Caspary Collection.





Figure 197. 12c with "F" grill.

**Shades:** Black, gray black.

**Varieties:** Double transfer of top frame line, Double transfer of bottom frame line, Double transfer of top and bottom frame lines, Double grill, Split grill.

**Plates:** Plate 16.

**Cancellations:** Black, blue, red, magenta, brown, green.

**Cancellation varieties:** "Paid," "Insufficiently Prepaid," "Paid All," Supplementary Mail Type A.

**Quantity issued:** Estimated at 2,600,000.

### The Fifteen Cent Stamp With "F" Grill (Scott 98, Minkus 82)




Figure 198. 15c with "F" grill.

If the existing 15c Lincoln stamps could be checked it seems very likely that about as many of them would be found with the "F" grill as without the grill. In unused block, a block without the grill is perhaps three times as scarce as a block with the "F" grill. On the other hand, the used blocks are about three times as prevalent in the ungrilled as in the grilled stamps! The finest block known to us is a beautiful unused block of 8 bearing the Bottom Imprint and Plate No. 41 that was in the Col. Oliver S. Pieler Collection sold by Philip H. Ward, Jr., on October 23, 24, 1946. There was a very fine vertical block of 8 in the Caspary Sale held by H. R. Harmer, Inc. in 1956.

This is the highest denomination of this series that is printed on the very thin paper. It is probable that this thin paper was used for the last printing of the stamps and that there was no printing of the high values on it because enough of the high value stamps were already available.

**Shades:** Black, gray black.

**Varieties:** Double transfer of upper right corner, Double grill, Split grill, Quadruple split grill.

**Cancellations:** Black, blue, magenta, red, green, orange.

**Cancellation varieties:** "Paid," "Insufficiently Prepaid," "Insufficiently Paid,"  
Supplementary Mail Type A, Japan.

**Quantity issued:** Estimated at 2,000,000.

### The Twenty Four Cent Stamp With "F" Grill (Scott 99, Minkus 83)

The largest block known to me is a mint full O. G. block of 12 sold in a Robt. A. Siegel Sale, Dec. 1948.



Figure 109. 24c with "F" grill.

As if the color of this stamp, which comes in gray lilac and in gray, were not enough of a handicap in the collectors search for nice copies, this value seems to come atrociously centered about 95% of the time. A centered copy, lightly cancelled, is indeed a jewel that should be acquired, if offered, regardless of the strain upon the exchequer.

The largest imprint unused block of which we have a record is a fine O. G. block of 8, with the Imprint and Plate No. 6 at the bottom, that was sold in the Worthington Sale. A similar plate block of 8, of which probably three are known, was sold in a Harmer Rooke sale of May 18, 1954. The largest used block known to the author is a nice block of 9, 3x3, from the collection of Henry L. Rosenfield, Jr., that was sold by The Ohlman Galleries, on March 1, 1946.

**Shades:** Gray lilac, gray.

**Varieties:** Double grill, Split grill.

**Plates:** Plate 6.

**Cancellations:** Black, blue, red.

**Cancellation varieties:** "Paid."

**Quantity issued:** Estimated at 200,000.

### The Thirty Cent Stamp With "F" Grill (Scott 100, Minkus 84)

This stamp, printed in orange and deep orange, cancels badly, and since the usual cancellation found on it seems to be of the cork variety, a decent looking copy is extremely hard to find. Superb copies are almost non-existent.

Blocks of this stamp are very rare. There was an unused and a used block in the Eagle Sale. A used block of 6 was in the Dr. N. P. McGay Collection.




Figure 200. 30c with "F" grill.

**Shades:** Orange, deep orange.

**Varieties:** Double grill, Split grill.

**Plates:** Plate 7.

**Cancellations:** Black, blue, red, magenta.

**Cancellation varieties:** "Paid," Supplementary Mail Type A, Japan.

**Quantity issued:** Estimated at 280,000.

### The Ninety Cent Stamp With "F" Grill



Figure 201. 90c with "F" grill.

This is the last in the 1867-1868 series of grills that were applied to the stamps of the 1861 issue. The stamp is found in blue and dark blue. It is the scarcest of the stamps with the "F" grill which is as might be expected since this denomination had comparatively little use. This stamp exists on cover but such items are extremely rare. There was a horizontal mint strip of 4 in the Caspary Sale.

The largest block known to the author is just a block of 4. In the Eagle Sale there were two blocks, one with a black cancel and one with a red cancel. There was a fine O. G. block of 4 sold in the Worthington Sale and block described as "large part O. G." sold in the Caspary Sale. It has been stated that not more than 3 unused blocks of this stamp are known.

**Shades:** Blue, dark blue.

**Varieties:** Split grill, Double grill.

**Plates:** Plate 18.

**Cancellations:** Black, blue, red.

**Cancellation varieties:** Japan.

**Quantity issued:** Estimated at 30,000.

## Chapter XXIII THE 1869 ISSUE

**D**URING the late Fall of 1867, there were, from time to time, notices in the various stamp journals to the effect that the Post Office Department was considering issuing a new set of postage stamps.

Finally, in January of 1868, the Postmaster General made a statement, printed in the New York World, that “. . . experiments are in progress with a postage stamp printed on embossed paper, which seems to afford good security against fraud. The fibres of the paper being broken, cancelling marks almost necessarily penetrate, so that they cannot easily be removed without destroying the stamp. The adhesive properties are also promoted, and other advantages secured which commend the invention to favorable notice.”

In June, 1868, Postmaster General Randall advertised for bids for the new series.

### Advertisement of June 1868

The following are extracts from the 1868 advertisement requesting bids for a new postage stamp contract.

#### “Proposals for Postage Stamps

Post-Office Department  
June 22, 1868

Proposals will be received until 12 M. on July 22, next, for furnishing postage-stamps for a term of four years, commencing 22nd September next. Bidders will state the price per thousand stamps, deliverable in packages of ten thousand each at the Post-Office Department in Washington. Also, the price per thousand, in similar packages, deliverable to the Agent of the Department at the place of manufacture. \* \* \*. Proposals must be made for the stamps in sheets perfectly gummed and perforated in such a manner that each separate stamp can be readily detached and used. The denominations of the stamps now in use, are one cent, two cents, three cents, five cents, ten cents, twelve cents, fifteen cents, twenty four cents, thirty cents and ninety cents; and five cents, ten cents, and fifteen cents for periodicals. \* \* \*

On all of the stamps the denomination must be given distinctly in figures as well as letters, and the whole work must be executed in the best style. The stamps must be prepared in such a manner that any attempt to remove them from a letter or packet will so mutilate them as to render them useless.

**Special proposals for stamps on embossed paper as now in use are invited. \* \* \***

Each bid is to be accompanied with a specimen of the style of engraving and quality of the paper to be furnished, which will be submitted to competent persons to be selected by the Postmaster-General, for examination; the accepted bidder before the final consummation of a contract, will be required to prepare designs and furnish proof impressions of the engravings of the several denominations of stamps. **There should be variety in the sizes as well as the designs of the stamps. \* \* \*** The contract will require all dies and plates to be prepared and kept in repair, and that new dies and plates shall be made, either for the present denominations of stamps or others, without charge, at the pleasure of the Department; and all such dies and plates are to be the property of the United States for the service of the Post-Office Department \* \* \* Proposals should be carefully sealed, and marked ‘Proposals for postage-stamps’ and addressed to the ‘Third Assistant Postmaster-General.’

Alex. W. Randall

(End of quotation.)

Postmaster-General.”

On the day after the bids were received Postmaster General Randall issued the following order:

“Post-Office Department  
July 23, 1868.

#### Ordered, That

Dr. George C. Shaeffer, Librarian of the Patent Office;

John B. Guthrie, Special Agent, Treasury Department;

Dr. Benjamin F. Craig, Army Medical Museum; and

A. N. Zevely, Third Ass't Postmaster-General, be, and they are hereby appointed a committee to examine and report on the relative merits of specimens of postage-stamps, which have been submitted, with proposals, under an advertisement of this Department of June 22, 1868.”

Alex. W. Randall  
Postmaster-General.

Despite the fact that the firm of Butler and Carpenter, of Philadelphia, submitted a lower bid than did the National Bank Note Company, the latter was given the contract. Butler and Carpenter protested this action very vigorously and a Congressional Committee was appointed to investigate the dispute. The Committee found in favor of the National Bank Note Company and this company was given the contract.

### The 1868 Contract

The 1868 contract was signed on December 12, 1868, and was for a term of four years to commence on February 1, 1869. The price agreed upon was 25½¢ per thousand stamps "embossed like the stamps now in use" and deliverable to the Stamp Agent in New York City. It will be recalled that the original bid was 27½¢ per 1000 embossing.

The following is a copy in full of this contract:

#### "POSTAGE STAMP CONTRACT—NATIONAL BANK NOTE CO.,

December 12, 1868

This agreement, made between the United States of America, by Alexander W. Randall, Postmaster-General, of the one part, and the National Bank Note Company of New York, by Fitch Shepard, president of said company, of the other part, witnesseth:

That it is agreed, on the part of the United States of America, to employ the said 'the National Bank Note Company' to manufacture and furnish, for the use of the Post-office Department, all the postage-stamps which may be required by the Postmaster-General for a term of four years, to commence on the 1st day of February, anno Domini 1869, according to the stipulations and provisions herein contained, viz:

The said party of the second part agree to manufacture and furnish said postage-stamps for the price of twenty-five and one-half cents per 1,000 stamps, and deliver the same to the agent of the Department at New York, separated in such quantities as may be daily ordered for the use of the post-offices, and never less than 200 stamps in a package, and securely packed in tin cases, or in suitable binders—board boxes, with muslin or other equally strong covers, or in lined envelopes, or otherwise, according to the quantity and distance said packages are to be conveyed, as may be required by the Post-Office Department, and to direct said packages for the mails, and fill up and direct the blank receipts therefor, under the direction of an agent of the Department, which said blank receipts are to accompany each package; and that all such packages before mailing shall be reexamined and recounted by the said agent of the Department; and that all said stamps shall be furnished in sheets, printed upon the best paper, and in such colored inks, of the best quality, as the Postmaster-General may direct, perfectly gummed and perforated on the lines of separation in such manner that each stamp may be readily detached and used, and also embossed like the stamps now in use.

And the said party of the second part agrees to furnish the said stamps of the denominations of one cent, two cents, three cents, six cents, ten cents, twelve cents, fifteen cents, twenty-four cents, thirty cents, and ninety cents, in such quantities as may be ordered by the Post-Office Department. The said stamps to be of the following designs, viz: for the one-cent stamp, a 'head of Franklin;' for the two-cent stamp, a 'post-horse and rider;' for the three-cent stamp, a 'locomotive;' for the six-cent stamp, a 'head of Washington;' for the twelve-cent stamp, an 'ocean steamship;' for the fifteen-cent stamp 'the landing of Columbus;' for the twenty-four-cent stamp, 'the declaration of Independence;' for the thirty-cent stamp, an 'eagle and shield;' and for the ninety-cent stamp, a 'head of Lincoln;' provided that the stamps of the four last-named denominations shall be printed in two colors. On all the stamps the denominations to be distinctly given in figures as well as letters, and the whole work to be executed in the style of line engraving on steel.

And the said party of the second part further agrees to furnish from plates now in use stamps known as 'periodical-stamps' of the several denominations of five cents, ten cents, and twenty-five cents, of the following designs, viz: for the five-cent stamp, the 'head of Washington;' for the ten-cent stamp, the 'head of Franklin;' and for the twenty-five cent stamp, the 'head of Lincoln,' in such quantities as may be ordered by the Postmaster-General, subject to the same provisions as apply to the regular postage stamps, for the sum of two (2) dollars per 1,000 stamps.

And the said party of the second part further agrees to engrave and keep in repair all the steel dies and plates necessary to furnish the above-mentioned denominations of stamps or others, without charge, at the pleasure of the Department, and it is further expressly agreed that all plates, dies, or rolls are to be the property of the United States for the service of the Post-office Department, and shall be delivered to the Postmaster-General, or his authorized agent, whenever demanded.

And the said party of the second part further agrees that all the orders of the said Department for stamps of the respective denominations, and for such other denominations as may hereafter be ordered, shall be filled and executed with reasonable dispatch, and that the stamps shall be delivered in such quantities and at such times as the Department may require, to the agent of the Department appointed to receive them, and at the end of each quarter, or oftener, if required, the said party of the second part shall furnish a statement, under oath, of all the stamps of each denomination furnished or delivered to said agent.

And the said party of the second part further agrees that when the said plates, dies, or rolls are not in actual use in the making of said stamps, they shall be carefully enveloped and sealed up, the agent of the Department placing their seal upon the package, which shall be deposited for safe-keeping either with the assistant treasurer of the United States in New York, or with the postmaster of New York, as the Postmaster-General may direct. The re-opening of said package, when again required for use, is to take place in the presence of an agent of the Department, and of the party of the second part, or their agent, each breaking his own seal.

And the party of the second part further agrees, that if the Postmaster-General shall deem it necessary, he may appoint a special agent of the Department, who shall be present at all times when the plates, dies, or rolls are taken from the place of deposit to be delivered to the party of the second part for the execution of any order for stamps given by the Department, and be and remain with them during the process of printing said stamps, and receive said stamps as fast as they may be finished.

It is further expressly agreed and stipulated by the party of the second part that all dies, plates, and stamps, within their custody, by virtue of this agreement, shall be safely kept and deposited, and all the work connected with the manufacture and delivery of the stamps shall be done in a fire-proof building.

And the said party of the second part further covenant and agree that they will not prepare, nor permit to be prepared in their establishment, any similar dies, rolls, plates, or engravings, from which printed stamps might be issued resembling those prepared for the Post-Office Department; and further, that they will adopt every means in their power to prevent the issue, by any one in their employ or connected with their establishment, of postage-stamps from the dies, rolls, or plates engraved and used for the Post-Office Department, or any other stamps resembling them.

And the said party of the second part hereby bind themselves and their successors, in the sum of twenty thousand dollars, that they will be responsible to the United States for any and all damages that may be sustained by any violation of any of the stipulations of this agreement, or by any omission to fulfil them in their true spirit and meaning, and agree that for such violation or omission the Postmaster-General shall have the right to annul this agreement.

And it is agreed upon the part of the United States to pay the said party of the second part, quarter yearly, for all the letter-stamps delivered to and inspected by the proper officer or agent of the Post-Office Department, in the city of New York, at the price or sum of twenty-five and one-half cents per thousand stamps; and that no additional expense to or allowance therefor will be made by the United States for or on account of any making or changing of dies, rolls, plates, or colors of inks, or on account of packages or boxes, or on any account or pretense whatever in connection with or growing out of this contract, except as to printed blanks and periodical-stamps above referred to.

And it is further agreed that the Postmaster-General, whenever he may deem it expedient to do so, may cause the mode and place of packing and directing the stamps, and of filling up, directing the receipts, and delivering the stamps as above provided for, to be changed, and that said delivery, directing, packing, etc., shall be made at the Post-Office Department in Washington, D. C.; and it is agreed and understood between the parties hereto, that in the event of such change of mode and place of delivery being made, the said party of the second part shall have and receive two cents per thousand letter-stamps, making twenty-seven and one-half cents per thousand, payable quarter-yearly as aforesaid, for all the stamps delivered at the Post-Office Department, after inspection and approved by a proper officer or agent of said Department.

And the said party of the second part further agree to furnish all printed blanks, circulars, receipts, notices, and labels for packages of postage-stamps, and to convey from the manufactory to the post-office at New York, in securely locked bags, all stamps that are to be dispatched, and deliver the same to a duly authorized person in the registry department of the said post-office; and to provide all laborers

and messengers' service between the manufactory of stamps and the post-office, under the direction and supervision of an agent of the Department, and to provide a suitable apartment in the manufactory for the use of the said agent of the Department, all for the additional sum of two cents per thousand stamps, making the whole cost twenty-seven and one-half cents per thousand, which sum the party of the first part hereby agree to pay quarterly.

And it is further agreed and understood that the said National Bank Note Company shall not dispose of, assign, or transfer this contract to any other company, or party, without the consent of the Postmaster-General being first had and obtained thereto; and that the terms and provisions of this contract may be modified or extended beyond the time named, provided such continuance shall be mutually agreed upon by the contracting parties.

In witness whereof the said parties have hereunto set their hands and their respective seals, this twelfth day of December, one thousand eight hundred and sixty-eight.

(L.S.)

ALEX W. RANDALL  
Postmaster-General.

Attest:

A. N. ZEVELY  
Third Assistant Postmaster-General.

F. SHEPARD,

President National Bank Note Company.

(L.S.)

Attest:

J. MACDONOUGH, Secretary.

Know all men by these presents, that we, the National Bank Note Company of the city of New York, and the State of New York, and Fitch Shepard and William D. Nichols, of the same place, are held and firmly bound unto the United States of America in the just and full sum of twenty-five thousand dollars; for the payment whereof well and truly to be made, we bind ourselves, our successors, heirs, executors, and administrators, jointly and severally by these presents.

In witness whereof we have hereunto subscribed our names and affixed our respective seals this 12th day of December, in the year of our Lord 1868.

The condition of this obligation is such, that whereas the above bounden, the National Bank Note Company, have this day made and entered into articles of agreement with the United States of America to manufacture and furnish for the use of the Post-Office Department of the United States of America all the postage-stamps which may be required by the Postmaster-General for a term of four years, under the act of Congress entitled 'An act to establish certain post-routes, and for other purposes,' approved March 3, 1847; which said articles of agreement are hereunto annexed: Now, if the said the National Bank Note Company shall well and truly perform each and all of the stipulations and covenants by them undertaken and agreed to be performed in the aforesaid articles of agreement, according to their true intent, spirit, and meaning, then the above obligation shall be void; otherwise it shall remain in full force against each and all of us.

F. SHEPARD, (L. S.)  
President.

W. D. NICHOLS, (L. S.)

F. SHEPARD, (L. S.)

J. MACDONOUGH,  
Secretary.

Attest:

I hereby certify that I am well acquainted with Fitch Shepard and William D. Nichols, who have signed the foregoing bond, and with their pecuniary condition, and that they are good and sufficient sureties severally for double the amount of the penalty in the foregoing bond.

JOHN J. CISCO  
JAMES KELLY,  
Postmaster."

There is little doubt but the fact that the National Bank Note Company held the patent rights on the grilling process was the turning point in giving them the contract despite their bid being higher than that of Butler and Car-

penter. The Post Office Department apparently was still as much sold on the merits of the grill at the time the contract was let as they were when the Nov. 26, 1867 report of the Post Master General was written. In this report we find "Experiments are in progress with a postage stamp printed on embossed paper. The adhesive properties are also promoted and other advantages secured which commend the invention to favorable notice."

In order to help bring the 1868 contract to the National Bank Note Company, the inventor of the grilling process, Charles Steele, wrote to Postmaster General Charles Randall, on August 11, 1868, as follows:

"Sir:

At the instance of the National Bank Note Company, of this city, I beg to advise you that I have granted to that company the sole and exclusive right to manufacture embossed postage stamps under my patent for embossed stamps.

I have the honor to be

Very respectfully yours,

Chas. F. Steele."

In effect, this made it mandatory for the Department to award the 1868 contract to the National Bank Note Company if the Department wanted the postage stamps to be grilled. Obviously this influenced the award of the contract.

It was the intention of the Department to have delivery of the new stamps to begin on February 1, 1869 and there is little doubt but that delivery could have been made on this date if the designs originally submitted by the National Bank Note Company had been accepted and placed into use.

As originally submitted, with dies made for all denominations, and plates made for all values thru the 15c, the denominations and their subject matter were as follows: 1c Franklin; 2c, Post rider; 3c, Locomotive; 5c, Washington; 10c, Lincoln; 12c, Ocean steamer; 15c, Landing of Columbus; 24c, Signing of the Declaration of Independence; 30c, Surrender of Burgoyne; 90c, Washington.

Every one of the originally submitted designs was eventually rejected, as submitted, and altered or eliminated before the stamps were issued. It was found that the 5c denomination was unnecessary but that a 6c denomination, which was not included in the original set, was needed to take care of double weight letters. The head of Lincoln was removed from the 10c and replaced with a shield and eagle while Lincoln was switched to the 90c stamp. In addition to these changes, the size of the numerals was increased on all denominations.

The official description of the stamps, as they finally appeared, is as follows:

1c—Head of Franklin, after bust by Cerrachi, looking to the left, surrounded by a circle of pearls; "U. S. Postage" on a curved tablet at the top, "One Cent" on two similar tablets at bottom, with the numeral "1" in a small panel between the words. Color, Roman ochre. Size  $20\frac{1}{4} \times 20\frac{1}{4}$  mm.

(Author's Note:—This is incorrect as the head is after a bust by Houdon.)

2c—Post horse and rider, facing to left, surrounded by ornamental scroll work; "United States Postage" on a fringed curtain at top, "Two Cents" on a scroll at bottom, with larger numeral "2" between the words. Color, light brown. Size  $20\frac{1}{4} \times 20$  mm.

3c—Locomotive heading to the right, surrounded by ornamental scroll work; "United States Postage" on a curved and a horizontal tablet at top; "Three Cents" on wide curved tablets at bottom, with large numeral "3" between the words. Color, ultramarine blue. Size  $20\frac{1}{2} \times 20$  mm.

6c—Head of Washington, after Stuart's painting, three-quarter face, looking to right; frame square, tessellated near the corners, with a circular opening, lined with pearls; "U. S." in upper left and right corners of frame, respectively; the word "Postage" in upper bar of frame; "Six Cents" in lower with the large numeral "6" between the words, and "United States" on each side. Color, ultramarine blue. Size  $20 \times 19\frac{3}{4}$  mm.



10c—Shield, on which is resting an eagle with outspread wings, eagle looking to left; "United States Postage" in upper section of shield; the number "10" in lower; the words "Ten Cents" in a scroll at bottom; the whole design surmounted by thirteen stars arranged in a semicircle. Color, orange. Size 20x19¾ mm.

12c—Ocean steamship, surrounded by ornamental scroll work; "United States Postage" at top; "Twelve Cents" at bottom with large numeral "12" between the words. Color, milori green. Size 20¼x20mm.

15c—Landing of Columbus, after the painting by Vanderlyn, in the Capitol at Washington; ornamental scroll work at top and bottom; "U. S. Postage" at top; "Fifteen Cents" at bottom, with numeral "15" underneath. Colors, Picture, Prussian blue; scroll and ornamental work, light brown. Size 21¾x21¾ mm.

24c—Declaration of Independence, after the painting by Trumbull in the Capitol at Washington; ornamental scroll work at top and bottom; "U. S." surrounded by ovals at upper left and right corners, respectively; the word "Postage" between the two; "Twenty-Four Cents" in scroll at bottom, with numeral "24" underneath. Colors, the picture, purple lake; scroll and ornamental work, light milori green. Size 22x22mm.

30c—Eagle, facing to left with outspread wings, resting on shield, with flags grouped on either side; the words "U. S. Postage" in upper section of shield; the numeral "30" in lower; the words "Thirty Cents" across the bottom; thirteen stars arranged in a semicircle at top of design. Colors, Eagle and shield, carmine; flags and other parts, blue. Size 22x22¼ mm.

90c—Head of Lincoln, from a photograph, in an oval, three-quarters face, looking to right, surrounded by ornamental and scroll work; numeral "90" at each of the upper corners; "U. S. Postage" at top of oval; "Ninety" and "Cents" in scroll at lower left and right corners of oval, respectively; "U. S." at lower left and right corners of stamp, respectively. Colors, Portrait in black; surrounding ornamental and scroll work, carmine. Size 21¾x22mm.

On March 1, 1869, the following information was transmitted by the Finance Office of the Post Office Department to the postmasters.

**"POST OFFICE DEPARTMENT FINANCE OFFICE,**

**March 1st, 1869**

Sir:

At an early day, in the regular course of business, the Department will issue to Postmasters stamps of new designs. (See description annexed). In the proposed issue the six cent stamp is substituted for the five cents. You are required to exhaust all of the present style on hand, before supplying the public with the new; and in no case will you be allowed to make exchanges for individuals, or to return stamps to the Department to be exchanged. The stamps now in use are not to be disregarded, but must be recognized in all cases equally with the new ones.

Special attention is called to the fact that sheets of all denominations below 15c contain 150 stamps. The 15c and all higher denominations contain 100 stamps on each sheet. This must be borne in mind to prevent mistakes in counting, as in the present issue each denomination has but 100 stamps to the sheet. Special requests for the new style of stamps will be disregarded until the stock of the present issue in possession of the Department is exhausted. Due notice will be given of the date of issue of any new design of stamped envelopes, therefore all inquiries respecting them will be disregarded.

A. N. ZEVELY,  
Third Assistant Postmaster General."

It is doubtful if the old stock of the Department was exhausted before the new issue was sent out to the postmasters.

The 1c, 2c, 3c, 15c (Type I), 24c, 30c, and 90c are all known without grill and with original gum, which was yellowish white to dark brown in color, but there is no reason to believe that they were issued in this form, for these items apparently came from the printers' files. All denominations occasionally come with a fairly faint grill and since it is not much of a trick to press out such grills, these items should not be given any consideration unless they are unused with their full original gum. Furthermore, since the stamps were re-issued in 1875 without grill, these reissues must be taken into consideration before one can correctly deduce that he has an 1869 item without grill. These

1875 reissues were issued in blue, without grill, on hard white paper, and with a white rather crackly gum. In 1880 the 1c was reissued without grill on a soft porous paper. It is the author's opinion that these "no grill" varieties with original gum should be considered as finished plate proofs despite the fact that it doubtless is true that a few stamps on some sheets may have escaped grilling due to improper placing of the sheet under the grilling roller. If a pair can be found, one stamp being with the grill and the other without, then a worthwhile variety will have been discovered. "No grill" copies that do not have original gum, whether used or unused, must certainly be considered as the regular stamp unless of course they are the reissue of 1875, which seldom is the case. "No grill" used copies, almost always have a faint grill pressed out.

Of course the great rarities among the 1869's are the inverts that are found on the 15c (Type II), the 24c, and the 30c. All of these items are rarities of the first water. Although these stamps are usually spoken of as with "inverted center" the truth of the matter is that they are with "inverted frame" since the frame was printed in the second operation. George Sloane believed that due to the wide variation in the centering of existing copies, that two sheets of 100 were issued of the 15c inverts and the same for the 24c. These stamps exist in larger quantities than the 30c invert of which he believed only one sheet of 100 were issued. He was influenced not only by the relative scarcity of the 30c but by the fairly even centering of the known copies. Sloane believed the 15c inverts were sold in the New York Postoffice but he also knew of a copy that had a Cincinnati town cancel. It is not known where the 24c and 30c were sold but it seems probable that it was New York.

The 1869 issue is one of the most popular of all the U. S. issues and a great deal of work has been done on the cancellations found on these stamps and on the covers on which the stamps are found. Covers bearing the stamps of the higher denominations or of interesting combinations of stamps are particularly desirable. For this reason the fakers have devoted a considerable amount of time and effort to the production of fake 1869 covers. Usually this has been done by the switching of 1869 stamps for stamps of an earlier or later period with cancellations added or altered. It certainly pays to have seemingly valuable covers checked by those few experts who have made a detailed study of foreign rates and who are familiar with all the tricks of the fakers.

When the stamps first appeared they met with praise in the philatelic press but for some reason the stamps rapidly became most unpopular. As early as September of 1869, only a few months after they were first issued, it was reported in the *Boston Herald* that "in consequence of the National dissatisfaction with the new postage stamps, orders have been given to prepare designs to be issued in place of the present designs. The heads of Washington, Jackson, Franklin and Lincoln are to be restored in place of the present designs. Many protests were received by the Post Office Department and it is our understanding that by October, 1869, requests had been sent out by the Department for the Postmasters to return the supplies of this issue that they had on hand and they were in turn supplied with stamps of the preceding issues, either from remainders on hand or from new stamps printed from the plates.

It is becoming increasingly difficult to obtain nice copies of the 1869 stamps and this is particularly true of the high values. Most of the stamps above the 3c denomination were used on European mail and up until the past few years our principal source of 1869 material new to the American market was purchased abroad. The 6c, 12c, and 24c were most often found in England, the 10c in France, with scatterings of the other values found in most of the European countries. Much of the holdings of the collectors and dealers in England and on the Continent have been stripped of these items and it is most doubtful if a great deal of new 1869 material will appear on the market.

We will now proceed to the description of the stamps by denominations.

## Chapter XXIV

### THE STAMPS OF THE 1869 SERIES

#### The One Cent Stamp of the 1869 Series (Scott 112, Minkus 86)



Figure 202. A choice block of the 1c 1869. (Courtesy Raymond H. Weill Co ).

AS too often seems to be the case, the essay design of the 1c seems more artistic than the accepted design. The change made in the numeral, which consisted of enlarging it and changing the shape of the design around the numeral from a small oval to an upright panel, certainly was not an improvement.

Clarence W. Brazer, in his book "*Essays for U. S. Adhesive Postage Stamps*," stated that the vignette of this stamp was engraved by Joseph Ives Pease and that the frame was engraved by William D. Nichols.

The earliest reported date of use is Mar. 27, 1869 according to the Scott Catalog.

The stamp is found in buff, brown orange, and dark brown orange, all of which are of about equal value.

The color of the stamp makes it difficult to find nicely cancelled copies and, since the stamp is rarely found well-centered, a truly superb copy is most difficult to find. The value of such items is surely at least ten times that of the ordinarily saleable copy. Such items tend to become concentrated in the collections of such collectors as are aware of their value and who are willing to pay for them on a basis of their worth. Most collectors rarely see such items for the simple reason that those who are willing to pay a fair price of let us say twenty dollars for a stamp that may "catalog" only a dollar or so naturally are shown and sold the gems of philately.

The usual use of the stamp, in addition to uses on combination rates, was as singles on drop letters where there was no carrier delivery, in pairs where there was carrier delivery, and in triplicate for the regular 3c letter rate.

This stamp was printed from two plates, Plate 1 and Plate 2. All denominations from the 1c thru the 12c were printed in sheets of 300, separated into panes of 150 before delivery to the Post Offices.

The stamp is not rare in blocks, although of course centered blocks are quite another matter, and occasionally fairly good sized used blocks are seen.



Figure 203. When the U.S.-French Postal Treaty of 1857 expired on Dec. 31, 1869 it was correctly anticipated that the French would try to impose unreasonable terms on the U.S. Under this condition we made arrangements whereby U.S. Mail to France could be sent to the British frontier for 4c per  $\frac{1}{2}$  ounce, the letter then being sent to France as an unpaid letter originating in England with the French and English settling accounts between themselves. The cover illustrated here shows a 1c and 3c 1869 being used to make the 4c rate. We operated under this makeshift arrangement until a new treaty was signed with France that became effective August 1, 1874.

We once saw a block of 54 of this stamp, but they were so heavily cancelled that it actually was difficult at a glance to tell the denomination of the stamps.

This stamp is known with a double transfer, with a double grill, and with a split grill. It also is known with a normal and split grill on the same stamp.

This is one of the denominations of the 1869 issue found "Without grill, original gum."

**Shades:** Buff, brown orange, dark brown orange.

**Varieties:** Double transfer, Double grill, Split grill, Without grill and with original gum.

**Plates:** Plate 1, Plate 2.

**Cancellations:** Black, blue, ultramarine, magenta, purple, red, green.

**Cancellation varieties:** "Paid," Steamship, Black town, Blue town, Red town, Black Carrier, Japan.

**Quantity issued:** 16,605,150 prepared and delivered to the Stamp Agent.

### The Two Cent Stamp of the 1869 Series (Scott 113, Minkus 87)



Figure 204. A fine block of the 2c 1869.




Figure 205. Here is a cover bearing only a 2c 1869 that paid, in full, the first class postage between Houlton, Maine and Woodstock, New Brunswick. These were two border towns, a short distance apart, and they with some other border towns in the same category were, by agreement of the Postmasters General of the U.S. and Canada, allowed to send correspondence between the two towns at the special "Exchange Office" rate of 2c per letter regardless of weight. This rate is sometimes called the "Ferriage rate" or "Line Office rate".

The design of the two cent drew sarcastic comments from the beginning. The *New York Herald* made the statement "This represents Booth's death ride into Maryland" and comments no more flattering were common. Horsemen ridiculed the position of the legs of the horse as the horse appears to be leaping rather than galloping. All in all the designers of the stamp must have had burning ears for a long time. Brazer stated that the vignette was engraved by Christian Rost while the very ornamental frame was done by George W. Thurber.

Blocks of 4 are not too uncommon although we do not recall seeing much in the way of large blocks.

The usual use for this stamp was for carrier delivery and drop letters in cities. Other uses were for unsealed circulars and some 2nd and 3rd class matter while an occasional pair was used for the partial prepaid rate to France via England.

The stamp was used as a bisect, although such use was rare, and the bisects are found in the following forms: Horizontal half used as 1c on cover, Diagonal half used as 1c on cover, and Vertical half used as 1c on cover. In the Stephen D. Brown collection there was a lower half tied on a very fine envelope by a



Figure 206. The "Small Numeral" Essay.

black cancellation that covered both sides of the stamp. This had the Washington, D. C. carrier cancellation struck on the envelope. In the same collection there was a vertical half used with another 2c stamp, tied on all sides by a black cancellation to a neat mourning envelope. This was mailed from St. Cloud, Minnesota, to St. Louis, Missouri, and then forwarded to New Orleans. The bisect was recognized as valid for postage by the postmasters of all three cities and this particular cover is perhaps the most desirable of the 2c bisects.

The author has had the opportunity of examining several large lots of absolutely unsorted lots of this stamp and it is surprising how very few copies can be found that can be rated as "very fine." It is our considered opinion that not more than one copy out of a thousand can honestly be called "superb" so the collector who is after a jewel in this denomination should be prepared to spend not only his money but his time and patience as well. It is always difficult for the collector who has just progressed from the purchasing of the rather recent stamps, from which he has had an almost unlimited choice, to the collecting of the stamps of the 19th century where the choice is usually limited, to understand the true value of the stamps in outstanding condition. As a matter of fact, the 19th century stamps seem to "separate the men from the boys" in this matter of stamp collecting. The phrase is to be taken as originally intended, in which it was used to indicate those that could stand up when the going was tough, since if it was taken literally it would be inaccurate. We have seen 12 year old boys with but a year of stamp experience behind them that could run rings around some collectors whose main claim to philatelic fame has to rest on the fact that they "have collected stamps for 40 years"! Apparently no amount of training will make a race horse out of a plow horse—even if the plow horse is the best of its kind in the country!

The earliest date of use of the stamp is given as March 27, 1869 and this date is according to the Specialized Catalog.

**Shades:** Brown, pale brown, dark brown, yellow brown.


**Varieties:** Double grill, Split grill, Quadruple split grill, Double transfer, Without grill and with original gum.

**Plates:** Plate 3, Plate 4, Plate 5, Plate 6, Plate 27, Plate 28.

**Cancellations:** Black, blue, red, orange, magenta, purple, ultramarine, green.

**Cancellation varieties:** "Paid," "Paid All," Steamship, Blue town, Black town, Black Carrier, Blue Carrier, China, Japan, Precancelled "Jefferson, Ohio".

**Quantity issued:** 57,387,500 prepared and delivered to the Stamp Agent.

**The Three Cent Stamp of the 1869 Series (Scott 114, Minkus 88)**

**Figure 207.** A remarkable sheet, full o. g., every stamp having a "split grill."  
(Ex-Harry S. Swensen collection).



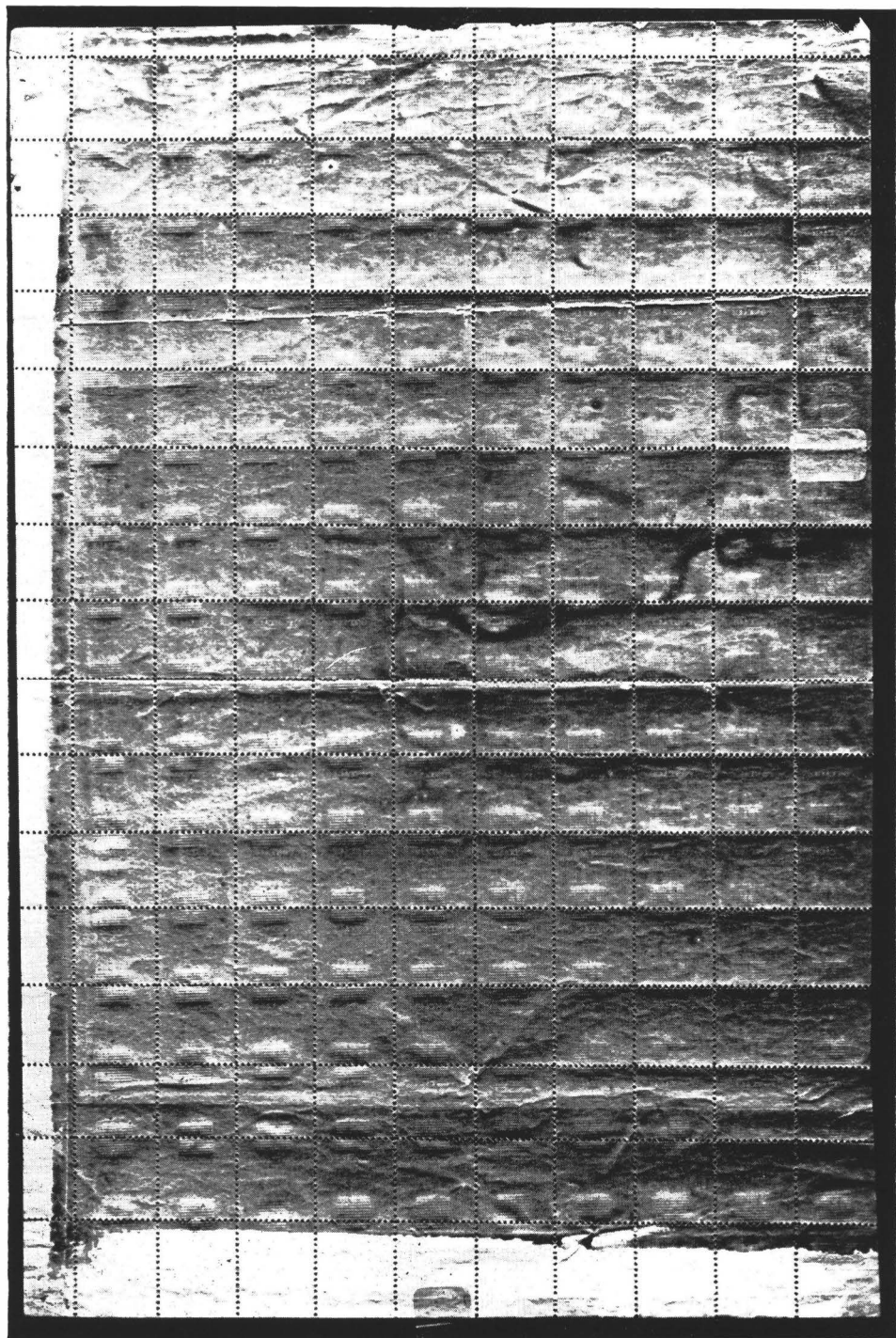


Figure 208. The reverse side of the sheet with the "Split grill."  
(Ex-Harry S. Swensen collection).

The earliest date of use yet recorded for this stamp is March 27, 1869.

Despite the fact that this stamp was issued at a time that now seems far back in the history of the country to all except the real old-timers, it still is turned up in fair quantity by collectors. It is the most common, and probably all in all, the most popular stamp of the whole 1869 series.

The stamp is within the reach of the collector who must count his pennies and it offers enough in the way of cancellations and varieties so that the interest of the specialist is insured. "The stamp with the locomotive" is held in high regard by collectors young and old.

The vignette of the stamp was engraved by Christian Rost and the frame was engraved by George W. Thurber.

The usual use of the stamp was on a single rate domestic cover and doubles of the stamp were used on letters to Canada and Great Britain.

The stamp is known on a cover used from Alaska Territory for Dr. Chase had a copy used on June 13, 1870 from Sitka.




Figure 209. Vertical 2/3 used as 2c on tax notice from Luray, Virginia. (Ex-West collection).

This denomination found use as a bisect at Luray, Virginia, where it was used on a batch of tax notices. In the Worthington Sale in 1917 there was a vertical 2/3 of a stamp used as 2c on the entire tax notice, dated April 2, 1870, and used at Luray. Worthington obtained this item from John Luff. The stamp also was so bisected that a vertical 1/3 was used as 1c on cover.

A complete mint sheet of 150 stamps, all with Split grill, well centered and O. G. was in the collection formed by the late Harry S. Swensen.

**Shades:** Ultramarine, pale ultramarine, dark ultramarine, dark blue.

**Varieties:** Double transfer, Double grill, Triple grill, Split grill, Quadruple split grill, Marginal grill, Without grill and with original gum, Cracked plate.

**Plates:** Plates 7, 8, 9, 10, 11, 12, 25, 26, 29, 30.

**Cancellations:** Black, blue, ultramarine, magenta, purple, violet, red, brown, green, orange.

**Cancellation varieties:** Black town, Blue town, Red town, "Paid," "Paid All," "Steamboat," "Steamship," Numerals, Ship, Railroad, Packet Boat, Black Carrier, Blue Carrier, Express Company Cancellation, "Way," "Free," Alaska, Japan.

**Quantity issued:** 386,475,900 prepared and delivered to the Stamp Agent.

**The Six Cent Stamp of the 1869 Series (Scott 115, Minkus 89)**

**Figure 210.** Block of 6c 1869. (Ex-West collection).

There is little variation in the color of this stamp as it is found only in ultramarine and pale ultramarine. The color is light enough so that cancellations show up rather badly on many copies. The fact that many postmasters chose to use cancelling devices cut from corks gave us a few interesting designs but it also gave us a large proportion of very heavily cancelled stamps.

The usual use of the stamp was for the double domestic letter rate and for the single letter rate to Canada and to Great Britain. A vertical half of the stamp used as 3c is known on cover.

The earliest date of use is currently recorded as April 26, 1869.

Blocks of this stamp are quite rare. We note that an O. G. block of 6 was sold in the Hind Sale but even blocks of 4 are seldom on the market. There was a used block of 4, and a mint block of 4, in the Col. Oliver Pitcher collection sold in 1946. The finest block of which we have any record was a very fine O. G. block of 16 offered by Elliott Perry in 1936 that reappeared in the Caspary Sale of 1956.

One of the things that keep stamp collectors enthusiastic about the hobby is the constant hope of finding the pot of gold at the end of the rainbow. Hundreds of millions of common stamps have patiently been examined by "rich man, poor man, beggar man, thief" in the hope that just a little deeper in the pile will be found that rare item that should be in the mixture at hand. It was this commonly shared urge that drove the author to pore over what appeared to be a junk mixture of common 2c 1895-98 stamps. After what seemed to be turning into a wasted evening, the little "pot of gold" turned up in the form of 46 6c 1869's, one, by the grace of the philatelic gods, being a beauty with a fine PAID cancellation. There is not too much money value in a deal like this but many a millionaire would like to buy an equal thrill for a thousand dollar bill. I have found this to be of the most difficult of the 1869 stamps to find in well centered condition, particularly in mint copies. Modern day collectors have great difficulty locating copies that please them.



Figure 211. A nice 6c used from Oak Park, Illinois to Montreal, Quebec. (Courtesy Wm. O. Bilden).

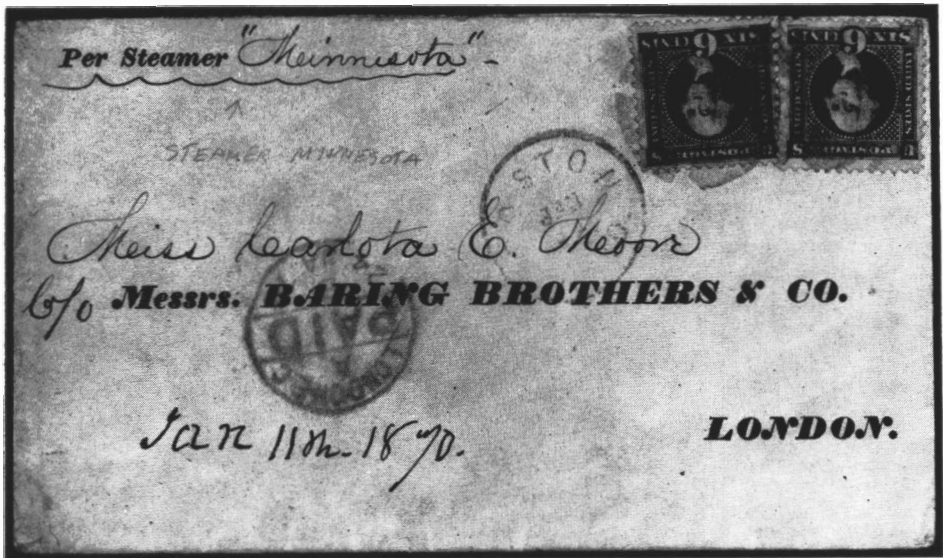


Figure 212. Two singles used from Boston to London via the Steamship "Minnesota". (Courtesy Wm. O. Bilden).

Shades: Ultramarine, pale ultramarine.

Varieties: Double grill, Split grill, Quadruple split grill, Double transfer.

Plates: Plate 13, Plate 14.

Cancellations: Black, blue, brown, magenta, purple, red, green.

Cancellation varieties: "Paid," "Paid All," Black town, "Short Paid," Steamship, Railroad, Japan.

Quantity issued: 4,882,750 prepared and delivered to the Stamp Agent.


**The Ten Cent Stamp of the 1869 Series (Scott 116, Minkus 90)**



**Figure 213. Block of 10c 1869. (Ex-West collection).**

This is one of the most difficult of all of the 1869 stamps to obtain in nice condition. The great majority of these stamps show unsightly cancellations because the color of the stamp, which is in yellow and yellowish orange, is particularly fitted to demonstrate the efficiency of any cancelling device.

The usual use of the stamp was on single rate letters to Germany, Austria, Brazil and some other countries by certain routes; on letters to Alaska, Cuba, St. Thomas, Mexico, Nicaragua, Panama, and the British West Indies; and to and from China and Japan by certain ships via San Francisco.



**Figure 214. Pair of 10c 1869 tied by "New York Steamship" cancellation.**



Figure 215. This is the earliest known use of the 10c 1869. Used from New Orleans on April 1, 1869, thru New York on April 6, with arrival in London on April 17 and then forwarded to Spain. The stamp paid the postage on a ½ ounce letter only to the British frontier. The letter was forwarded from England as an unpaid letter originating in England with 4 Reales being the postage due that had to be paid by the addressee.



Figure 216. A fancy little cancel on this 10c that carried this cover from Davenport, Iowa to Wurtemberg. (Courtesy Wm. O. Bilden).

According to Brazer the die was engraved by Douglas S. Ronaldson.

This is one of the most difficult stamps of the series to find in block form and likely is more scarce than any of the other 1869 blocks except the 15c Type 1, the 90c, and of course the wonderful and unique 24c invert block. The largest block known to the author is a very fine block of 9, 3x3, O. G. but with straight edge on the left, that has progressively been in the Worthington, Lozier, Sinkler, Gibson, and Picher Collections.

When the National Bank Note Company submitted samples of their work with their bid of July, 1868, they submitted a design that they hoped would be adopted for the 10c 1869 stamp which consisted of a vignette of Lincoln in a frame consisting principally of bundles of rods tied with ribbons. The head of Lincoln closely resembles that on the 15c stamp issued in 1866 but they were not from the same stock die. As is of course known to all this design was not accepted and the portrait of Lincoln was used on the 90 cent value of the 1869 set. Another essay of the 10c that had, enclosed in an appropriate frame, the vignette eventually used for the 24c value, was shown to me by Clarence Brazer. Both of the above designs are to be found in a very great variety of colors and the one with Lincoln can be found on numerous kinds of paper and is found both perforate and imperforate.

The earliest known date of use is April 1, 1869.

**Shades:** Yellow, yellowish orange.

**Varieties:** Split grill, Double grill, Marginal grill.

**Plates:** Plate 15, Plate 16.

**Cancellations:** Black, blue, magenta, purple, red, ultramarine, green.

**Cancellation varieties:** "Paid," "Paid All," Black town, Steamship, Railroad, Supplementary Mail Type A, Express Company Cancellation, China, Hawaii, Japan, St. Thomas.

**Quantity Issued:** 3,299,700 prepared and delivered to the Stamp Agent.

**The Twelve Cent Stamp of the 1869 Series  
(Scott 117, Minkus 91)**



Figure 217. Block of 12 Cent 1869.

This stamp is printed in pleasing shades of green. In our opinion this stamp has the finest design of any of the stamps of the series. The vignette is by James Smilie and the excellent frame is by George W. Thurber. The vignette shows the famous "*S. S. Adriatic*" which at the time of her completion in 1856 was the finest of the great wooden paddle liners. She was 351 feet long and her giant paddles were driven with 1350 horsepower. Built for the Collins Line, she was sold in 1860 to the Galway Line because of the failure of her original owners. For a time she was in service between New York and Aspinwall but in 1885 she ended her days after being beached on the west coast of Africa.

That the design of the "*Adriatic*" was liked by others can be determined by the fact that it was chosen as part of the design of the Twenty Centavos Postage Due stamp issued by Peru in 1874. The engraving in this stamp is very similar, but not identical, to that of our 12 cent 1869. The ship was a popular one and was the subject of numerous illustrations. The famous lithographing firm of Currier & Ives depicted her in one of their illustrations in 1856, the year the ship was built. The sight of a great ship at sea, particularly when the sea is a bit rough, is always a thrilling sight. A friend of mine once made the remark "pleasant to see, unpleasant to be!"

The usual use of this stamp was on double letters or Supplementary Mail to Great Britain.

The largest block of which we have a record is a block of 6, O. G., that was in the Hind Sale.

The earliest date of use is now recorded as April 5, 1869.






Figure 218. A pity that the Philadelphia "Paid All" doesn't show a bit more clearly. (Courtesy Wm. O. Bilden).




Figure 219. A 12c goes to Oxford. (Courtesy Wm. O. Bilden).

**Shades:** Green, deep green, bluish green, yellowish green.

**Varieties:** Double grill, Split grill, Marginal grill, Normal and Split grill on same stamp.

**Plates:** Plate 17, Plate 18.

**Cancellation:** Black, blue, magenta, purple, brown, red, green.

**Cancellation varieties:** "Paid," "Paid All," "Too Late," Black town, "Insufficiently Paid," Japan.

**Quantity issued:** 3,012,950 prepared and delivered to the Stamp Agent.

**The Fifteen Cent Stamp of the 1869 Series  
Type I (Scott 118, Minkus 92)**



Figure 220. 15c Type I. (Ex-Newbury collection).

This stamp is described as "Picture unframed" but is more often called "without the diamond." A comparison of the illustrations of Types I and II will show this difference at the portion of the design immediately below the "T" of "Postage." In Type I the central picture is framed by a single line, which crosses the top of the picture in a straight line. The horizontal shading lines of the background are interrupted under the "T" of "Postage" to form a colorless triangle. Around the inside of the space for the picture, there is a row of horizontal lines completely around the space.

Earliest recorded date of use of this stamp is April 2, 1869.

Blocks are very rare and are known, we believe, only unused. An unused block of 9 was sold in the Worthington Sale and there was a superb O. G. block of 6 in the Arthur Hind Sale.




Figure 221. 15c Type I on cover to France. (Krug collection).

The stamp is found in red brown and blue, dark red brown and blue, and pale red brown and blue, and it has been our experience that it almost invariably is of a different shade of brown than usually is found on the Type II stamp. As a matter of fact experienced collectors can sort these two types by color alone and be right a great deal of the time. However, because of apparent "exceptions to the rule" it always is best to actually check the design for the tell-tale differences between the two types.

This stamp is rather rare on covers, and when found usually is on the large legal size envelope. Its principal use was to pay the extra fee for registration, which at that time was 15c, while a further use was on single letters to France, Germany, Italy and Switzerland by certain routes.



Figure 222. Double transfer on Type I.

According to Luff, two frame plates and two vignette plates were used to print this Type I stamp. He records them as Frame Plate 19, Frame Plate 31, Vignette Plate 19, and Vignette Plate 23. It is more than likely that both of the frame plates were used in combination with each of the vignette plates but such information, if it could be determined at this late date, would appeal only to a very few specialists.

The design was not entirely satisfactory and slight changes were made and incorporated into a very similar stamp. The new stamp, known as Type II, went into use less than two months after Type I was issued.



Figure 223. This is a magnificent block of 6 of the Type I 1869 and it is exceedingly rare. (Courtesy Raymond H. Weill Co.).

There was a fairly similar block in the Caspary Collection. I have recently seen a photo of a very poorly centered block. These three blocks are all that are known to me.



Figure 224. This is the earliest known use of the Type I 15c 1869. New Orleans to New York then by American Packet to France. (Ashbrook photo).



Figure 225. Naturally it wasn't impossible but the fakers found it difficult to get a bad cover past Ashbrook. Spotting a fake like this was like shooting fish in a barrel for him. In addition to the other evidence on the cover, the "flower petal" cancellation was never used in New Orleans. (Ashbrook photo).

**Shades:** Red brown and blue, dark red brown and blue, pale red brown and blue.

**Varieties:** Double grill, Split grill, Without grill and with original gum.

**Plates:** Frame Plate 19, Frame Plate 31, Vignette Plate 19, Vignette Plate 23.

**Cancellations:** Black, blue, red, brown.

**Cancellation varieties:** "Paid," Black town, Steamship.

**Quantity issued:** 200,000 estimated prepared and delivered to Stamp Agent.

**Type II (Scott 119, Minkus 93)****Figure 226. 15c 1869 Type II.**

It is our understanding that the reason for the slight change in design, which gives us Type II, was that the extra bands of lines around the inside of the frame were placed there to make less noticeable any slight misplacing of the frame in relation to its proper place around the vignette.

Type II is reported used as early as May 23, 1869 which indicates that the shortcomings of Type I were noted at an early date.

Blocks of 4 are rare yet a well-centered used block of 9 was sold in the famous Eagle Sale and an unused block of 20, (5x4) was sold in the Worthington Sale. This item reappeared in the Caspary Sale of 1956.

Luff's records, which at this late date are about all anyone has to go on so far as plate numbers are concerned, indicates that Type II was printed from a single frame plate, No. 23, and a single vignette plate, No. 23.

As was the case with Type I, this stamp was largely used to pay the 15c registration fee. While it is far from common on cover, it still is much easier to find thus than is the Type I.

**Figure 227. A superb 15c 1869 Invert. (Ex-Newbury collection).**



Figure 228. This choice block of 9 is one of the finest known blocks of the Type II 15c 1869 and it is a very rare item in block form. (Courtesy Raymond H. Weill Co.).




Figure 229. Type II on a cover to Bordeaux. I believe if I could have all the covers that came out of any one city in America I might choose New Orleans. (Courtesy Wm. O. Bilden).

Of course the most famous variety that comes on this stamp is the one commonly known as "Inverted Center" although as is well-known this really is an inverted frame since the vignette was printed before the frame. The "Invert" is of course a great rarity and this is especially true in unused condition. Probably three copies are known in this form and the finest of these likely is the one that was sold in the Hind Sale. Disregarding our dislike of quoting dollar values, since they so soon become obsolete, we note that this gem was purchased for \$7,000 by the well-known professional, Elliott Perry. After the sale Mr. Perry stated that he bought the stamp for stock! No wonder so many "peaches" came from Mr. Perry's well-known "Peach Orchard."

We have seen a few fakes of the inverts but most of them would have fooled few if any fairly advanced collectors. We have always felt that many fakes such as trimmed imperforates, fake coils, etc., have been made by collectors as an innocent way of kidding themselves and to fill spaces they could not afford to fill with the genuine article. Some collectors do a lot of day-dreaming about the value of their collections and with such collectors the "catalog value" of a trimmed copy is the same as a genuine copy!

The usual uses of this Type II stamp were the same as for the Type I.



**Figure 230.** 15c Reissue. Type III. It will be noted on the Re-issue, that like the Type I stamp, there is no diamond at the top of the picture frame. In addition there is no fringe of brown shading lines around the central vignette, (picture), and of course the Re-issue is without grill. A used copy is known with the contemporary New York City cancellation.

**Shades:** Brown and blue, dark brown and blue.

**Varieties:** Picture inverted, Double transfer, Double grill, Split grill.

**Plates:** Frame Plate 31, Vignette Plate 23.

**Cancellations:** Black, blue, purple, magenta, red, brown, green.

**Cancellation varieties:** "Paid," "Paid All," Black town, "Steamship," Supplementary Mail Type A or F, Japan.

**Quantity issued:** 1,238,940 estimated to have been prepared and delivered to Stamp Agent.



**The Twenty Four Cent Stamp of the 1869 Series  
(Scott 120, Minkus 94)**



Figure 231. 24c 1869. (Ex-Newbury collection).

This stamp has been acclaimed as one of the finest examples of the engravers art. The frame was engraved by Douglas S. Ronaldson and the vignette by James Smillie. The vignette is after a painting by Trumbull called "Signing of the Declaration of Independence." On the stamp, in the small space of  $\frac{3}{8}$  of an inch high by  $\frac{13}{16}$  of an inch wide, Smillie engraved all forty two persons shown in the painting. So remarkable was his skill that the features of the six principal figures are so well done that each can be recognized when examined thru a magnifying glass. Considering that each of these heads is smaller than the head of a pin, this stamp offers full proof of the great engraving skill of James Smillie.

The stamp is found in green and violet and in bluish green and violet. Due to the tendency of the violet to fade it is not often that we find a copy in which all the details of the vignette really are clear.

The Twenty Four cent was printed from Frame Plate No. 20 and from vignette plates No. 20 and 24. Luff stated that he had seen proofs from plates



Figure 232. 24c 1869 on cover with two 2c making 20c rate to Spain. (Ex-Richey collection).



**Figure 233.** As can be imagined, blocks of the 24c are very rare. Actually, few dealers or collectors ever saw a block of this stamp unless it was at a fine stamp exhibition. (Courtesy Raymond H. Weill Co.).

without plate numbers but there is little question but that the proofs were from the above plates before the numbers had been added.

Blocks of the stamp are very rare although used and unused blocks are known. The largest block of which the author has a record is an unused block of 9 that progressively was in the Worthington, Lozier, Sinkler, Gibson and Ward Collections. There was a nice used block of 4 in the Gibson Collection from which it passed into the Col. Oliver Picher Collection and was again sold when that collection was disbursed in 1946.

In the "Port Chester, N. Y. find" there were 30 covers having various combinations of 1869 stamps or 1869 stamps in combination with the Bank Note Issues. This was a correspondence from Port Chester to Lima, Peru. One of these covers had 5 copies of the 24c 1869 and one 12c 1869 making the 6 x 22c rate. This cover and the others were sold by Harmer, Rooke & Co. in their Sale of May, 1961.

The earliest date of use now known is April 7, 1869.

The usual use was on heavy domestic mail or to make up foreign rates.



Figure 234. A cover from the famous "Port Chester Find" that has four denominations of the 1869 issue on it. The 2c, 3c, 15c Type II and the 24c. (Courtesy Harmer Rooke and Co.).



Figure 235. The 24c 1869 is the scarcest of the series on cover with the exceptions of the 30c and the 90c. This fine item went from the U.S. to England and then to Buenos Aires. (Courtesy Wm. O. Bilden).



Figure 236. 24c Invert. (Ex-Newbury collection).

Of course the most famous variety of the stamp is the "Invert." As explained previously, these varieties are commonly called "Inverted Centers" although this term is not technically correct. Only about 4 unused copies of the Invert are known. The most remarkable of all 1869 items is the unique used block of 4 of the Invert that was in the famous W. H. Crocker collection for a great many years. This item was found in Liverpool on a package wrapper in the office of a firm of importers, probably in the late 1880's. Apparently it was shown in the first great stamp show held in America, at the Eden Musee in New York, in March, 1889. It was acquired by the Scott Stamp and Coin Co., and sold to a New York collector, William Thorne. Thorne sold it to a dealer in Boston who in turn sold it to W. H. Crocker of San Francisco. The Crocker collection was sold thru Harmer, Rooke and Co., of London and this famous block was purchased by Y. Souren who in turn sold it to Esmond Bradley Martin. Despite our aversion to quoting dollar values we note that the block is reported to have sold to Martin for \$25,000. This is the only known block of any of the 1869 inverts and it is a philatelic gem of the first water. Of this Twenty Four Cent invert there exists this single used block, perhaps a dozen used singles, and probably 4 unused singles. It should be noted that invert card proofs exist of the 24c, 30c and 90c 1869's and of the 15c reissue. Bargain hunters beware!

**Shades:** Green and violet, bluish green and violet.

**Varieties:** Picture inverted, Double grill, Split grill, Without grill and with original gum.

**Plates:** Frame Plate 20, Vignette Plate 20, Vignette Plate 24.

**Cancellations:** Black, red, blue.

**Cancellation varieties:** Black town, Red town, "Paid All," Supplementary Mail Type A.

**Quantity issued:** 235,350 prepared and delivered to the Stamp Agent.

**The Thirty Cent Stamp of the 1869 Issue (Scott 121, Minkus 95)**



Figure 237. Used block of 30c 1869. (Ex-West collection).

Were it not for the fact that the method of lettering in the denomination "Thirty Cents" is most inartistic this stamp might lay claim to being a handsome stamp. It was engraved by Douglas S. Ronaldson who engraved the 10c 1869 and as can be seen this stamp is similar in design to the 10c.

The stamp is found in blue and carmine, pale blue and carmine, and blue and dark carmine. The darker shades make the finest appearance and more than likely are more nearly like the shades as they came from the printers. The colors of nearly all of our old stamps tend to lose much of their brilliance as time goes on.



Figure 238. Pair of 30c 1869, plus 6c 1869, used to pay triple 22c rate to India from Boston via London.

Unused blocks are of the greatest rarity. A mint block of six was in the Hind, Gibson and then the Ward collection. Used blocks are more often found than any of the values of the 1869 series with the exception of the three lowest values, the 1c, 2c, and 3c. The George B. Sloane sale of April 25, 1924 disposed of a used block of 9 and there was a used block of 12 in the Eagle Sale. G. W. Nowell-Usticke, formerly of Stanley Gibbons, Inc. reported, in 1934, of having seen a used block of 18.

The usual use of the stamp was on double rate letters to France, on heavy domestic mail and on high foreign rates.

The earliest known date of use is now recorded as May 15, 1869.

This stamp is another of those items in this series that is known "Without grill, original gum." A block of 15 with Imprint and Plate No. 21, with brown gum and without grill, was sold in the Hind Sale. This block shows three stamps with major diagonal cracks.



**Figure 238.** There has been some very strange faking done on this 30c 1869. I think this started out in life as a perfectly genuine stamp but somewhere along the line the red design, was, in some manner replaced with a counterfeit red design. Notice the spelling of the word United which is misspelled UNITED. Was someone doing a little practice "monkey business" before trying to make a counterfeit "inverted center"? (Ashbrook photo).



**Figure 230.** A beautiful copy of the 30c Invert. (Ex-Newbury collection).

This is the third and last of the denominations of the 1869 stamps that are found with "inverted center." About a half dozen unused copies are known and there are perhaps 10 to 15 existing used copies. A fine used copy was found within the past thirty years by Herman Herst, Jr.

**Shades:** Blue and carmine, pale blue and carmine, blue and dark carmine.

**Varieties:** Flags inverted, Double grill, Split grill, Without grill and with original gum.

**Plates:** Frame Plate 21, Vignette Plate 21.

**Cancellations:** Black, red, blue, brown, green.

**Cancellation varieties:** "Paid," "Paid All," Black town, Steamship, "Steam," Supplementary Mail Type A, China, Japan.

**Quantity issued:** 244,110 were prepared and delivered to the Stamp Agent.

### The Ninety Cent Stamp of the 1869 Series (Scott 122, Minkus 96)



Figure 240. Block of 4 of the 90c 1869. (Ex-West collection).

The current scarcity of this stamp causes the author nearly to disbelieve that in the 1930's he purchased, in Chicago, a 90c 1869 from a lot that consisted of 1300 copies of this single stamp! Around 250 90c '69's stamps were in the F. W. Pickard Collection sold by Eugene Klein at the A.P.S. Convention in Buffalo on August 14, 1940.

The stamp was used on heavy domestic mail and for high foreign rates.

There are certain stamps that are particularly desired by every collector and the Ninety Cent 1869 seems to be one of them. Unfortunately, this is an ambition that cannot be realized by all because of the fact that, disregarding the cost of the stamp, there simply are not enough copies to go around. It is understood that 47,460 copies were delivered to the Stamp Agent but there is good reason to believe that a considerable number of them were not issued due



Figure 241. An old time fake of the 90c 1869. The engraving is fairly good but coarse and the colors are too pale.



Figure 242. The faker decided to do something not done on the genuine stamps so he put out an invert!



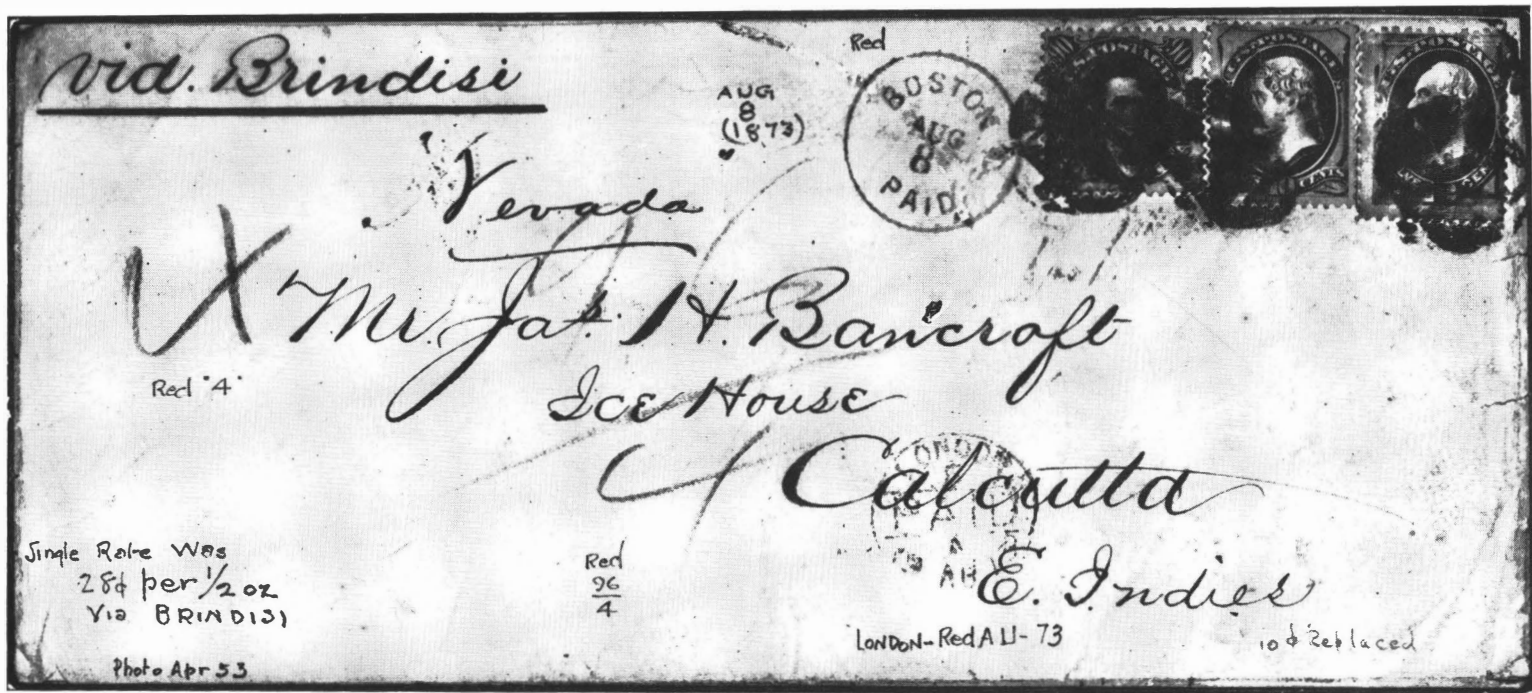


Figure 243. This is the only cover known with a 90c 1869. The 90c has been torn and repaired, the 10c is a replacement for a stamp that had been removed from the cover, the cover is a legal size envelope and all in all this is not a cover for a perfectionist. It is however a wonderful cover for a true philatelist. This is a quadruple rate cover, 28c per 1/2 ounce to India via Brindisi. The U.S. share of the \$1.12 postage was 4 x 4c or 16c while Great Britain received 4 x 24c or 96c for her share. (Ashbrook photo).

to a withdrawal of the 1869 issue from postoffices and the reissuing to the post-offices of the stamps of 1868 some values of which, including the 90c, had been delivered more or less continuously during the life of the 1869 set.

The stamps are found in carmine and black and carmine rose and black. They were printed from Frame Plate No. 22 and Vignette Plate No. 22.

The earliest recorded date of use of this stamp is September 9, 1869 but it is my opinion that the stamp was put into use several months earlier.

The frame was engraved by Douglas S. Ronaldson but the engraver of the vignette is not known to the author.

The only variety known on the stamp is Split grill.

The 90c is known "Without grill, original gum."

Blocks are rare, although not as rare in comparison with some of the other values of the series as might be expected. A beautiful mint block of 6 was in the Ackerman, Sinkler and then the Ward Collection. One of the finest used blocks was a lightly cancelled and fine block of 6 that was in the Col. Oliver Pitcher Collection that was disbursed in 1946. This collection also contained an unused block of 4. The late Hiram E. Deats, one of our great early students and collectors, once had a used block of 16 and a block of 6. I presume that the block of 16 was broken up or we surely would have a record of it at the present time. There was a O. G. Vertical block of 6 in the Caspary Sale held by H. R. Harman, Inc. in 1956.

Fakes of this and other stamps are occasionally found that are made by backing an India proof, gumming, grilling and perforating it. Use your head and save your pocketbook! Such items are most often encountered in Europe.

The Congressman Ackerman Auction Sale held by Harmer, Rooke & Co., in 1951 had a wonderful lot of full sheets of proofs including nearly all of the 1869 issue. The 90c was represented by a beautiful sheet of 100. I hope these sheets are still intact.

**Shades:** Carmine and black, carmine rose and black.

**Varieties:** Split grill, Without grill and with original gum.

**Plates:** Frame Plate 22, Vignette Plate 22.

**Cancellations:** Black, blue, red.

**Cancellation varieties:** Black town.

**Quantity issued:** 47,460 copies were prepared and delivered to the Stamp Agent.

This ends our discussion of the 1869 issue whose unpopularity at the time it was in use is more than matched by its popularity among the collectors of the present day.

## Chapter XXV

### THE BANK NOTE ISSUES

**A**N appropriate way to start a discussion of these issues is to state the reason for their coming into existence, and there is no better way to do this than to quote directly from the report of the Postmaster General for the year ending the 30th of June, 1870, under the date of November 15, 1870, in which he says:

“The adhesive postage stamp adopted by my predecessor in 1869, having failed to give satisfaction to the public, on account of their small size, their unshapely form, the inappropriations of their designs, the difficulty of cancelling them effectually, and the inferior quality of gum used in their manufacture, I found it necessary in April last, to issue new stamps of larger size, superior quality of gum and new designs. As the contract then in force contained a provision that the stamps should be changed, and new designs and plates furnished at the pleasure of the Postmaster General, without additional cost to the department, I decided to substitute an entire new series, one-third larger in size, and to adopt for designs the heads, in profile, of distinguished deceased Americans. This style was deemed the most eligible, because it not only afforded the best opportunity for the exercise of the highest grade of artistic skill in composition and execution, but also appeared to be the most difficult to counterfeit. The designs were selected from marble busts of acknowledged excellence, as follows: One cent, Franklin, after Rubricht; two cents, Jackson, after Powers; three cents, Washington, after Houdon; six cents, Lincoln, after Volk; ten cents, Jefferson, after Powers’ statue; twelve cents, Clay, after Hart; fifteen cents, Webster, after Clevenger; twenty-four cents, Scott, after Coffee; thirty cents, Hamilton, after Cerrachi; ninety cents, Commodore O. H. Perry, profile bust, after Walcott’s statue. The stamps were completed and issues of them began in April last. The superior gum with which they are coated is not the least of the advantages derived from the change.

Upon the conclusion of the postal treaty with the North German Confederation, fixing the single letter rate by direct steamers at seven cents, to take effect the 1st of July last, a stamp of that denomination was adopted, and the profile bust of the late Edwin M. Stanton selected for the design. This has been completed in a satisfactory manner, but owing to the temporary discontinuance of the direct mail steamship service to North Germany, it has not yet been issued to postmasters.”

It is not our intention to present a technical treatise on these stamps but it is our hope that we will be able to correlate existing information in such a fashion that these collectors who now have difficulty in easily and properly classifying these issues of the National, the Continental, and the American Bank Note Companies, will be enabled to overcome their difficulties. The sequence of company names just given, which is in the order that they became producers of U. S. stamps, should be memorized. If you will note that the initial letter of each company, which is “N,” then “C,” then “A,” is in reverse alphabetical order—N-C-A, you will find this sequence easy to remember.

It is unfortunate that there are certain “snares and delusions” that plague collectors of these stamps. We are speaking now of the various items listed in the Standard Catalog which were not regularly issued to the public. These unusual varieties have their proper place in the catalogue, as a guide for specialists, but it is proper that we should emphasize the fact that there is only the most remote chance of the average collector finding any of the following items: Genuine imperforates, (not trimmed single copies which are plentiful). Special Printings, Continental stamps with the “Continental grill,” stamps with “Cog-

wheel Punch," and various other odd varieties. Our advice is to forget these unusual items until you are able to identify the regularly issued stamps as your chance of ever finding any one of the above is mathematically not better than one in a million! The items just mentioned will be given some attention later in the article—more as a matter of record than as information of value for most collectors.




Figure 244. A trimmed copy of a perforated stamp, and a "jumbo margin" copy from which such fakes are made.

Facts usually are dull, so we have no illusions regarding the reader's reaction to the continuous repetition of the data regarding the varieties of each **stamp**, the listing of the plate numbers, and the monotonous reminders that this or that stamp is on hard or soft paper. This type of information is given in order that a certain degree of completeness may be attained and as such it has a proper place in the article. We are great believers in the old Chinese saying that "One picture is worth a thousand words" and it is in the illustrations wherein lies our principal hope for interest and value to the reader. Photography in which small details must sometimes be considerably enlarged is difficult, especially the equipment at our command, so we trust that reasonable tolerance will be shown the illustrations.

No attempt will be made to illustrate all of the various double transfers, cracked plates, or other plate varieties of this nature, as the object of this work is to point out the variations between the issues in a manner calculated to aid the average collector rather than to describe and illustrate items of interest only to specialists. If such specialized information is of interest we suggest that the excellent columns in our various stamp magazines in which such information usually is reported as discovered should carefully be watched.

Before comparisons of the various Bank Note issues are begun, it is absolutely necessary for anyone who wishes to understand them to become able to distinguish between the two main papers on which the Bank Note stamps were printed. These commonly are known as the "hard" and the "soft" papers and a great deal of time and space has been used by the writers of the past 50 years in an attempt to teach collectors the difference between them. Their efforts have been complicated by various sub-types of paper which will be given consideration later on in this work. However, if the differences between the normal hard and soft papers are learned, 95% of the difficulties associated with the papers of the Bank Note stamps will have been eliminated.

In our opinion, the best way to gain an understanding of these two papers is to actually examine a number of stamps which definitely can be assigned

by anyone as being either of the hard or soft paper variety. To that end, we propose that if this matter is of interest to you, that you stop right now and get some of the following stamps to place in front of you as examples: For the hard paper you may take any stamp of the 1861 series, or any stamp of the 1869 series, (except the 1c which, as a Reissue, comes in soft paper as well as hard paper), while for the soft paper you may choose any of the following very common stamps—the 5c brown Garfield of the issue of 1882, the 2c red brown of 1883, or the 2c green of 1887. Of course there are many other examples but the above will serve nicely. Take a stamp of each paper and hold them side by side in front of a good strong light. You will notice that the hard paper shows an evenness of texture throughout the stamp and is somewhat translucent. The soft paper is somewhat thicker than the hard paper and has a more coarse and uneven texture. In our opinion this is the best of all tests for hard and soft papers. Another well-known test that has some merit is the “snap” test in which the edge of the stamp is snapped back and forth. The hard paper usually gives a more distinct and a sharper sound than the soft paper but we do not consider this test to be nearly as accurate as the light test. The hard paper of the Bank Note issues is fairly white, perhaps it might better be called grayish white or sometimes a somewhat bluish white, while the soft paper seems slightly yellowish when compared with the hard paper.



Figure 245. Hard Paper (left stamp) and Soft Paper (right) as they appear when viewed against a strong light. Note the mottled appearance of the Soft Paper.

While it is recognized that the above information on paper is about as much as should be given at one time, particularly in the beginning of this discussion, this really is the logical place to give certain further descriptions of the papers as used by the various companies, so, at a considerable risk of confusing the reader, we will give such descriptions at this time. Perhaps you should skim lightly over the balance of this part of the discussion and come back to it when you feel you are ready for it!

The paper used by the National Bank Note Company is a hard, fairly white, smooth surfaced thin paper of quite uniform thickness. It is a very close weave paper and is quite translucent. As is quite usual in all things, there are certain exceptions to the rule and Elliott Perry has called attention to the fact that the 2c National with grill, and probably some other Nationals, are known on a paper which is a little thicker and a little less hard than the normal paper. Such paper is near enough to the normal so that it will not cause any difficulty to anyone and is noted only to make the record a little more complete.

Luff reported the 6c and 24c National as existing on "double paper," which was a paper made up of two layers, the surface layer being very thin while the backing layer was about the same thickness as a normal stamp. It was expected that the surface layer, on which the design was printed, would be destroyed if any attempt was made to remove the cancellation. These stamps are somewhat difficult to detect as they have the feel and the appearance of the regular soft paper varieties but when they are held to the light they do not have the same porous appearance as the true soft paper. Do not concern yourself too much about them at this time. The Continental Bank Note Company stamps were printed on a variety of papers, the normal being a hard paper very similar to or identical with that used by the National Bank Note Company. For a period of time, which we believe was about two months during the early life of the Continental contract, but which may have been somewhat longer, a paper called "ribbed paper" was used on some values of the Continental stamps. According to Scott's Specialized catalogue all values except the 24c and 90c exist on this paper, but we personally can claim only to have seen the 1c, 2c, 3c and 15c. Perry has made the same observation to me and while neither of us could prove that the other denominations do not exist on ribbed paper it could be said that "We're from Missouri." We have noted that a great many of the Continental stamps APPEAR to be on ribbed paper when they are held almost in line with a strong light but a close examination of the paper shows that the lines which appear to be "ribs" of this false ribbed paper were probably caused by worn blankets on the press in the same fashion that the "Worn blanket" variety of the 1902 issue was caused.




Figure 246. (left). Ribbed paper as seen on a 3c Continental.  
 Figure 247. (right). Drawings made to illustrate ribbed paper.

On the true ribbed paper variety the ribs, or thin parallel ridges, run either vertically or horizontally across the stamp and are spaced about 40 to the inch. They are best observed when the stamp is held at an angle nearly in a plane with the source of light in which it is being examined, with the light rays striking the ribs at an angle. You will find that most of the ribbed paper stamps come in good strong shades which are often found only on the ribbed paper. Another type of paper used by Continental, of interest only to a specialist, is a paper with silk fibres, which with a few possible exceptions (such as the 24c) contains, in small quantities, all-black silk fibres in short pieces. Still another paper known to specialists is the "Straw paper" in which there are found numerous straw fibres, usually of a light brown color, that can be

easily seen by inspecting the back of the stamp. It is known to advanced students of the Bank Note Issues that the Continental Bank Note Company used, during the latter part of its contract, in 1878, a distinctly soft paper of about the same texture and thickness as that used by the American Bank Note Company when it obtained the printing contract and started producing stamps for the government in 1879. However, it is the general practice for all but advanced students to consider such soft paper stamps as being "American" rather than "Continental" stamps. Certain other paper variations are known, but so far as any one but a specialist is concerned, the papers which are of the most important are the hard and soft papers. Let us repeat at this time you should learn these two paper varieties and for the time being, let the unusual varieties take care of themselves.

The American Bank Note Company used a very soft paper which has a coarse mesh, is quite opaque, and is inclined to be slightly more yellowish in shade than the hard papers. It is somewhat thicker than the hard paper and the surface is noticeably not as smooth as that of the hard paper. It was the American Bank Note Company that probably used the paper that we choose to term "Intermediate paper." This paper is not mentioned in the Standard Catalogue, and is probably intentionally and properly omitted there as such mention as could reasonably be given in the catalogue would likely be confusing to the average catalogue user no matter how carefully it was written. This paper, as the name itself indicates, is a paper which is "in-between" the hard and soft papers and has some of the characteristics of both. If it were to be classified by the snap test, or by its thickness, it would usually be called a hard paper, but if it is classified by the light test, its porous quality would cause it to be called a soft paper. We have come into contact with this paper most often in the case of the 2c Vermilion, and the 6c and 15c Bank Notes. This paper is also quite often found on some of the Department stamps, particularly those of the War and Interior Departments.

It is unfortunately true that many a 2c or 15c printed on this intermediate paper has been passed off, either intentionally or not, as the more valuable Continental stamp on hard paper. If you learn to recognize these intermediate papers we believe it will be best for you to classify them as products of the American Bank Note Company in spite of the fact that we know of no proof that could be offered that they were never used by the Continental Company. It is fortunate that this paper is not really common.

For the last time, let us strongly urge you to learn to distinguish the normal hard and soft papers. We assure you that knowledge of the unusual papers will gradually come to you as you notice certain copies have characteristics not common to the normal papers. You will find that a little really close attention to such odd items as come your way will enable you to gain considerable knowledge through your own efforts and observations.

Only brief mention of the "Secret Marks" will be made at this time. In 1873, the Continental Bank Note Company obtained the printing contract and in order that its work could be distinguished from that of its predecessor, (the National Bank Note Company), secret marks were added to the dies, or to the Secondary dies, from which new transfer rolls were made and used to lay down new plates of most values of the stamps. Please note the use of the word dies rather than plates, as no new plates were made by Continental for the 24c, 30c, or 90c denominations and therefore no secret marks appear on these values as printed by Continental since they were all printed from the old National plates. Secret marks are visible on the 1c, 3c, 6c, 7c, 10c, and 12c. These marks can be, and should be, learned by all collectors. Copies of the 2c are occasionally seen with the "Secret Mark" approximately as depicted in the Standard Catalogue but the majority of the 2c Continentals do not show this particular mark. However, there is a real difference, in addition to the shades of the two stamps

by which the 2c National and Continental stamps can be accurately classified. More will be told about this later. The existence of an intentional secret mark on the 15c Continental is open to very considerable doubt and many of our best specialists contend that this mark, as shown in the Standard Catalogue, is neither a constant nor an intentional mark. As for our part, for the moment we will only say that if there is a constant uniform secret mark on the 15c Continental, which we do not believe, it is so difficult to see that it has little or no value as an identifying mark for most collectors. I believe I have a positive way to identify the Continental 15c as will be explained later.

In regard to the grills appearing on the National printings, and the so-called "Continental grills" that exist on a very few copies of all values of the Continental stamps with the exception of the 90c. (how did they happen to miss that one value?), we wish to make the following statements: The National grills are known as the "H" grill which is about 10mm x 12mm in area and is found on all values from the 1c to the 90c, and the "I" grill which is about 8½mm x 10mm in area and has been found on the 1c, 2c, 3c, 6c, and 7c. A long and thorough search by some of the best students of the grills has failed to find the "I" grill on the other denominations but there is always the possibility that some may exist and may eventually be found. The "H" grills are often very faint with only a few grill points showing. The "Continental grill" is known as the "J" grill and is about 7 x 9½mm in area. We are extremely skeptical about the validity of this so-called "Continental grill" and since few collectors ever saw one, and it is of little import if they did, it is best to give this particular grill scant consideration.




Figure 248. Left to right: "H" Grill (National), "I" Grill (National) and "J" Grill (Continental).

In further regard to the "Continental grills" we admit that it is difficult to write that which appears to be a direct contradiction of the information advanced by John Luff. Since every student has the privilege of accepting or rejecting, according to his own best judgment, ideas as set forth by another, we do not believe that it is out of place for us to state frankly that such information as has come our way regarding the "Continental grill" has not yet convinced us of the accuracy of the "proof" that has been advanced that these grills were made by Continental or issued by the Government. A careful study of the remarks as made by Luff will indicate that it would not have been impossible for him to have been "taken in" on the whole affair by the "Friend" who seems to have been instrumental in calling the matter to the attention of Luff, and who seems to have supplied all the evidence which Luff stated as follows: "At my solicitation a friend obtained access to the records of the company (Continental) and secured evidence that the patent had been used to a limited extent." Please note that Luff did not state that HE had seen any evidence—his "friend" saw it. Well—maybe he did—and maybe he didn't! Luff also stated: "Having learned all this, we began a quiet search for copies of the stamps and eventually found eight denominations. These were the 1, 2, 3, 6, 7, 12, and 15 cent stamps of the 1873 issue and the 2 cents of the 1875 issue. All were in used condition. We did not find more than two copies of any



value and only one of most of them. Here the matter seemed to come to an end." We choose to make the remark, impertinent if you like, that this was an extremely strange quantity to find of each of these values! How lucky they were to immediately find such rarities—perhaps the friend was somewhat psychic and knew just where to look for them. Luff made this statement: "The measurements between the grills were obtained from a proof impression, on a piece of white paper the size of a sheet of two hundred stamps, which is in the possession of a collector in this city. The finding of this impression was one of the first things which attracted attention to these grills."

We presume that the "friend" mentioned by Luff also called this proof item to his attention. We have seen a large block of grill impressions that supposedly came from the above-mentioned sheet. It was on a heavy, soft, porous, light cardboard. Such paper was not used for any other trial grill impressions to the best of our knowledge or belief.

Certainly all of the elements that might arouse suspicion of the whole matter are present: The discovery of the proof impressions, "evidence" is found in the files of the company by the friend, (but apparently never actually seen by Luff), the wonderfully fortunate discovery of a few copies of these rarities in "used condition" to "prove" their actual use, (by the way, some of the copies reported by Luff as used are no longer listed in this condition. Why not?), and, lastly, the sale of some of these rarities at very favorable prices. Perhaps this friend took advantage of Luff's faith in him, as did numerous other friends of Luff, and conceived and executed the entire scheme from beginning to end. Luff placed more than one item in the Catalogue on evidence supplied by "friends" which were later, when he found them not authentic, dropped from the catalogue. We are completely sincere when we say that we do not in any manner wish to cast the slightest shadow on the honor of John Luff. We merely offer, as our personal opinion, that in this particular instance he may have misplaced his faith. Luff was human, and on his own record as shown by certain revisions of the catalogue, made, recognized, and corrected mistakes. The catalogue, is, even at this late date, being corrected by the publishers as new information comes to light. Might not this be one mistake not yet recognized? And, if it is a mistake, wouldn't John Luff be the first to want it corrected? That is the way we feel about it and we feel certain that Luff would say that we have a perfect right to our opinion—and you to yours—whatever that may be.

As has been said before, it is doubtful if anything is more difficult of description with mere words than any particular color or shades of color. Students worthy of the name know that the problem of color, at least as far as stamps are concerned, are just as difficult to overcome at this time as they have been for the past hundred years.

For some time past we have been engaged in an effort to match some of the colors of the various Bank Note stamps. In this work the technical knowledge has been furnished by George Lepsche, who is a professional and well-known expert of printing inks. Due to the expense involved in this type of work it was not possible for us to reproduce colors on an engraved plate and we had to resort to the use of a regular halftone plate. After a great deal of experimenting we have been forced to the conclusion that it is not possible to reproduce with a halftone the shades of the Bank Note stamps as these shades were originally produced on the engraved plates.

In reproduction by line engraving the lines of color of the stamp are cut into the engraving while with a halftone the bits of color being reproduced are represented on the halftone by small dots of surface area. On a halftone the ink is left on the surface of the plate while on a line engraving the ink is in the lines cut into the plate and the surface of the plate is wiped clean of ink. The final results of printing from these two processes are as follows:

The halftone leaves a series of very tiny dots of color impressed on the surface of the paper in the form of an ink film which is thin and flat in character, while a line engraving deposits ink on the surface of the paper, more or less in a series of lines or ridges of ink whose height depends on the depth of the lines in the plate—the deeper the line the higher the ridge of ink. Line engraved stamps printed from the same ink as stamps produced by a halftone are not only different in appearance but much different in shade. This is due to the Duotone effect that is achieved by line engraving. The light absorption and reflection is different and the final result is that to the human eye there is a very considerable difference in shade.

While we feel confident that if line engravings were available for use in this work, the colors of the Bank Notes could be reproduced so closely that they would be of very considerable aid to collectors in distinguishing certain of the Bank Note stamps, the cost of such printing precludes our being able to reproduce the desired colors at this time.

In the present situation, in which we have failed to find any solution to the problem of presenting color samples, we are in approximately the same position as that in which an older doctor friend of ours once found himself. This particular doctor studied for a long time in an effort to find a cure for cancer but failed to find it. When he told the author about it he said: "You can cure cancer just as well as I yet I don't consider my work has been wasted. You see, while I can't tell you how to cure a cancer, I can tell you an awful lot of things that won't work!" Well, if there is any value to it, we can tell you how *not* to go about making up a color chart.

## Chapter XXVI

### THE STAMPS OF THE NATIONAL BANK NOTE COMPANY 1870-1871

#### The Grilled Issues

**D**ESPITE the fact that the stamps bearing the grills have, in the Catalog, long been assigned positions ahead of the ungrilled stamps, they were printed from the same plates, and in some cases at least, probably were not issued until some of the ungrilled stamps had been sent to the various post offices. However, it is logical to list the grilled Nationals as a group, and the same system that so long has been followed in the Standard Catalog will be followed here. All denominations were issued with the "H" grill (about 10 x 12mm), and the 1, 2, 3, 6, and 7c are known with the "I" grill (about 8½ x 10mm).

The generally accepted date of issue of all denominations except the 7c, and possibly the 24c, is April 12, 1870.

#### The One Cent Stamp With "H" or "I" Grill (Scott 134, Minkus 97)




Figure 249. One Cent National with Grill.

In addition to the fact that this stamp has a grill it should be noted that the stamp bears certain characteristics that prove it to be a National Bank Note Company printing. The One Cent stamp, as well as the other denominations of the issue, was printed not only by the National Bank Note Company but by the Continental and American Bank Note Companies as well, and the products of these three concerns are so nearly alike that special attention must be given to the various characteristics by which all of these stamps can be told, one from the other. Please examine Figure 262.

In the case of the One Cent stamp, the distinguishing features of the National Bank Note Company stamp are: The ball to the immediate left of the Numeral "1" is absolutely clear—please note the word "absolutely"—and the stamp is printed on Hard paper. If a One Cent Bank Note stamp has these two features it is a product of the National Bank Note Company. To be a portion of the issue being discussed here it must bear a grill, and furthermore, the grill must be genuine. Most of the faking that has been done on the grills has been done on the stamps of the 1870-1871 Issue so special attention must be given to all of these grilled stamps. Many fake grills have been put on Continental and American stamps by fakers who did not know that their ware should have been impressed on National stamps only!




Figure 250. A vertical strip of the 1c National with grill. (Courtesy of Wm. O. Bilden).

The earliest use of this stamp is currently recorded in Scott's Catalog as April 12, 1870.

Blocks are scarce although they exist both mint and used. Fine or better blocks can accurately be classified as rare.

**Shades:** Ultramarine, pale ultramarine, dark ultramarine.

**Varieties:** Double transfer, Double grill, Split grill, Quadruple Split grill, Marginal grill.

**Plates:** No definite information available. Any of Plates 16, 17, 50, 51, 52, 53 may have been used.

**Cancellations:** Black, blue, red, green.

**Cancellation varieties:** "Paid," Town, "Paid All," Steamship.

**Quantity issued:** Estimated at 5,000,000.

## The Two Cent Stamp With "H" or "I" Grill (Scott 135, Minkus 98)



Figure 251. Two Cent National with Grill.

A great many collectors experience considerable difficulty in distinguishing the 2c National stamps from the stamps of the Continental Bank Note Company. This principally is due to the fact that they have been unable to find the "Secret Mark" of the Continental as it has been listed, or perhaps we should say mislisted, for so many years. One of the best tests for a National printing lies in the shade of the stamp since the Nationals are always a shade of red brown whereas the Continentals are brown or dark brown. Fortunately there is another test beside that of the color difference and it is a positive one. In about the same place that the usually accepted "Secret Mark" or the lack of it, is supposed to appear, there is a difference between the National and the Continental printings. This difference is to be found at the point where the line that outlines the colorless ball which is at the immediate left of the "S" of U. S. is supposed to join with the upright curving line that forms a portion of the frame which surrounds the words "U. S. Postage." Please note the use of the word "supposed." If you will examine this apparent point of contact, you will find that there is a very small gap between these lines rather than an actual junction of the two lines in question. A powerful magnifying glass is of great help in examining these fine details. In addition to the gap between these two lines, it will be noted that the small triangular area enclosed by the first vertical line, (the one that is in a direct line with the right hand side of the letter "U"), and the attempted junction of the two lines previously mentioned, is devoid of any color. This is not true of the Continentals as will be explained later. See Figure 303 for an illustration of the "Secret Mark."

The earliest use is currently recorded in Scott's Catalog as April 12, 1870.

The stamp has been used bisected and a diagonal half used as 1c on cover, used in Montclair, N. J., was in the Stephen Brown Collection.

**Shades:** Red Brown, pale red brown, dark red brown.

**Varieties:** Double grill, Split grill, Double and Split grill, Quadruple split grill, Marginal grill.

**Plates:** No definite information available. Any of Plates 12, 13, 14, 15, 28, 30, 34, 35, 45, 46, 47 may have been used.

**Cancellations:** Black, blue, red, brown, green.

**Cancellation varieties:** "Paid," "Paid All," Town, Numeral, China.

**Quantity issued:** Estimated at 10,000,000.

### The Three Cent Stamp With "H" or "I" Grill (Scott 136, Minkus 99)




Figure 252. Three Cent National with Grill.

The test for the 3c National, as compared with the 3c stamps of succeeding issues, lies in the lower left ribbon which is not shaded as it is in the Continental and American stamps. The Nationals are of course printed on Hard paper. See Figure 266 for illustrations of the ribbon.

It should be realized that all of these grilled Bank Note stamps, with some rare grilled exceptions among the Continentals that are seen so seldom they can almost be disregarded, must be product of the National Bank Note Company. In other words, 99.99% of all genuinely grilled Bank Note stamps are National printings and of course all stamps bearing genuine "H" and "I" grills are Nationals.

The late H. W. Stark of Detroit was one of the most avid collectors of the "3c green" and an examination of his collection, made by Mr. Stark, revealed that during the early life of the grill on the 3c greens the grill was poorly impressed but that the grills on stamps used the first 6 months of 1873 were heavily impressed. This seems to indicate that the early grills were just a pretense of continuing the grilling process but that better grills were produced in 1873 against a demand that the company fulfill their contract and do a good job of grilling.

We have seen a copy of this stamp that is printed on both sides and we noted, as usually is the case, that the printing was not as strong on the back of the stamp as it is on the front. It seems probable that most of our "printed on both sides" stamps were produced when the printer *intentionally* turned a lightly printed sheet, or perhaps more often turned a sheet that had only a partial impression, in an effort to save the sheet.

The earliest use currently recorded in Scott's Catalog is April 12, 1870 but I have examined a genuine cover, postmarked "Saratoga Springs, N. Y. March 24" with a receiving mark of the St. Nicholas Hotel, March 31, 1870, which bore a 3c National with a strong "end-roller" grill. This of course is the long-used term for the grill correctly called a "marginal grill".

As is to be expected, the 3c is the most common of the grilled Bank Note Stamps.

An unused imperforate pair exists.

**Shades:** Green, pale green, yellow green, deep green.

**Varieties:** Double transfer, Double grill, Split grill, Quadruple split grill, Marginal grill, Cracked plate.

**Plates:** Any of Plates 1, 2, 3, 4, 5, 6, 7, 8, 9, 10, 11, 25, 29, 31, 32, 36, 37, 38, 39, 40, 41, 42, 43, 44, 54, 55 may have been used for it is known that both plates No. 1 and No. 55 were used.

**Cancellations:** Black, blue, purple, magenta, red, orange, brown, green.

**Cancellation varieties:** "Paid," Town, Railroad, Steamship, "Paid All," Numeral, "Free."

**Quantity issued:** Estimated at 50,000,000.

### The Six Cent Stamp With "H" or "I" Grill (Scott 137, Minkus 100)




Figure 253. Six Cent National with Grill.

The LACK of the secret mark that was added to the Continental printing is a certain test for the National. The secret mark that was applied to the Continental consisted of a strengthening of the first four vertical lines in the lower part of the left ribbon as is illustrated in Figure 271.

The color of the National is usually quite different from that of the stamps printed by succeeding companies and the practiced collector can sort these 6c stamps with a very high degree of accuracy by means of the color alone although they must be examined closely for grills. The grill is often very faint and may show only a few grill points on the stamp.

This stamp is very scarce in block form and we have no record of a used block although such should exist. An unused block was in the Hind Sale. The stamp is not uncommon on cover but when found it usually is on legal size covers that do not meet with favor among many collectors.

The earliest date of use is currently recorded in Scott's Catalog as April 12, 1870.

**Shades:** Carmine, pale carmine, carmine rose.

**Varieties:** Double grill, Split grill, Quadruple split grill, Marginal grill.

**Plates:** Either or both of Plates 26 and 27 may have been used.

**Cancellations:** Black, blue, red.

**Cancellation varieties:** Town, "Paid."

**Quantity issued:** Estimated at 400,000.

### The Seven Cent Stamp With "H" or "I" Grill (Scott 138, Minkus 101)




Figure 254. Seven Cent National with Grill.

This stamp was not issued until March 6, 1871 which was almost a year after the other denominations of the issue were distributed.

This denomination was designed to prepay letters to Prussia, Austria, and the German States, the rate for which was, on July 1, 1870, reduced to 7 cents if the letters were sent direct to these countries. When this rate for direct mail to the above countries was reduced to 6 cents in 1871, this stamp lost the purpose for which it was originally intended. However, on October 1, 1871, the rate for Germany and Austria for letters sent by Prussian closed mail (via England) was reduced from 10 cents to 7 cents and most of the 7c Bank Note stamps were used in this service. On January 1, 1872, the rate to Denmark was made 7 cents and in 1873 the 7 cent rate was extended to Hungary and Luxemburg. The 7c Bank Notes are much more common on covers to Germany and Austria than they are to the other countries and nearly all of these covers were carried via the Prussian closed mail.

This stamp is quite often found with one of the many New York Foreign Mail cancellations and as such it is a beautiful and a desirable item. It is found thus with cancellations usually in black but occasionally a red cancellation is seen. Figure 280 illustrates the differences between the 7c National and Continental stamps.

Blocks are rare but we have a record of an O. G. block of 6 in the Hind Sale. This same block was in the Caspary Sale of 1956.

When the Universal Postal Union rate became effective on July 1, 1875, there was no further need for the 7c stamps and after this date none were supplied to post offices. On January 15, 1885, the balance of the 7c stamps, 545,600 copies, was destroyed by a postal committee. It is likely that most of these copies were not National printings but were those of the Continental Bank Note Company.

**Shades:** Vermilion, deep vermilion.

**Varieties:** Split grill, Marginal grill.

**Plates:** Plate 33.

**Cancellations:** Black, blue, purple, red, green.

**Cancellation varieties:** "Paid," Town.

**Quantity issued:** Estimated at 120,000.



## The Ten Cent Stamp With "H" Grill (Scott 139, Minkus 102)



Figure 255. Ten Cent National with Grill.

The distinguishing characteristic of these 10c National stamps is the LACK of a crescent of color in the small ball which extends from the lower portion of the right side of the label that encloses the words "U. S. Postage." Since this denomination also appears in the American printing without color in this small ball, the paper must be carefully checked. See Figure 282. The National printings are on hard paper and the American printings are on soft paper.

The grill on this stamp usually is lightly impressed. I once had a horizontal strip of four on which the grill was clearly impressed on the first stamp at the left, fairly good on the second stamp, faintly visible on the third stamp and absolutely absent on the fourth stamp. This was due to a variation of pressure of the roller against the grilling bed. When this condition existed, as I think often was the case, the pressure was lighter at one end or the other of the roller. Many stamps went thru the grilling apparatus that cannot be called grilled because they bear no evidence of grilling. How about those stamps that bear grilling evidence so faint that only a real expert can reasonably say they went thru the grilling process? I would say they should be called "stamps that went thru the grilling process but received too light an impression to be rated as grilled".

Blocks of this stamp are exceedingly rare and the only blocks of which we seem to have a record is a poorly centered O. G. block of 4 that was in the Hind Sale and a very fine unused horizontal block of 6 that was in the Caspary Sale of 1956.

The earliest known date of use is currently recorded as July 15, 1870.

**Shades:** Brown, yellow brown, dark brown.

**Varieties:** Split grill, Marginal grill.

**Plates:** No definite information available. Any of Plates 18, 19, 48, 49 may have been used.

**Cancellations:** Black, blue, red.

**Cancellation varieties:** Town, Steamship, "Honolulu Paid All."

**Quantity issued:** Estimated at 80,000.

**The Twelve Cent Stamp With "H" Grill (Scott 140, Minkus 103)****Figure 256. Twelve Cent National with Grill.**

This stamp with a genuine grill is a very scarce item and because of the fact that it therefore is of considerable value, it presents a considerable temptation to fakers of the grills. It is unfortunate that the grill almost always is faint on the 12c and in many cases consists only of a few grill points as the grill apparently was very lightly impressed on this stamp. You are urged to beware of the "bargain copy" of the grilled 12c. More fake than genuine copies have been submitted to the author. The stupidity of some of the fakers has led them, in some cases, to apply the grill to the Continentals rather than the Nationals and of course such items can be told at a glance. As a matter of fact, such copies often let one tabulate the flaws of the fake grill so thoroughly that when the fake grill is seen on the National stamps it is not too difficult to spot them. The author has seen many of these fakes in France and in Italy. The French too often take the discovery of such items as a personal affront, but in our experience the average Italian takes it all as a game and merely smiles as if to say "How should I know whether or not these funny little bumps are genuine?" He has a point there, for to reverse the situation, how many American dealers know the various examples of fake cancellations, etc., that can be found on the stamps of Italy? That all valuable items should be expertized before being bought or sold is a lesson that seems difficult for many people to learn.

As is the case with the stamp without the grill, the distinguishing feature of this stamp is in the shape of the round ball at the lower portion of the "2" of the numeral "12." This ball is almost round whereas in the 12c Continental this area is described as "crescent shaped." See Figure 286.

The earliest date of use is currently recorded in Scott's Catalog as April 18, 1870.

**Shades:** Dull violet.


**Varieties:** Split grill, Marginal grill.

**Plates:** Plate 24.

**Cancellations:** Black, blue.

**Cancellation varieties:** None.

**Quantity issued:** Estimated at 10,000.

**The Fifteen Cent Stamp With "H" Grill (Scott 141, Minkus 104)**

**Figure 257. Fifteen Cent National with Grill.**

The identification of the denominations of the Bank Note stamps previously discussed, the One Cent thru the Twelve Cent values, is child's play as compared with that of the remaining denominations which are the Fifteen Cent, the Twenty Four Cent, the Thirty Cent, and the Ninety Cent. To bear out this contention, we quote from a letter dated October 26, 1940, which we received from Elliott Perry.

"I think it is hardly possible to show the differences between the National and Continental 15c, 30c, and 90c in words, and in most instances I doubt if anyone—including myself—can PROVE that a classification of these stamps is correct. To start with, it is necessary to assume too much. How can it be proven that the paper, shade and gum of one company was NEVER used by the other?"

The author agrees with Perry and, frankly, we don't believe anyone can, or ever could, classify ALL of the 15c to 90c Bank Note stamps without making some mistakes although a solution to the 15c may soon be at hand.

All that can be done at this time is to give such information as we have available and hope that it will prove of value to the reader. It should be understood that really good U. S. students sometimes disagree as to whether certain stamps were Nationals or Continentals, so it hardly can be expected that thru the mere use of words, and of black and white illustrations, that we can enable all of our readers to become infallible in the matter of identifying these difficult stamps. Of course any of these 15c stamps with a genuine "H" grill is a National printing. The Philatelic Foundation reported in 1955 they had certified a copy with a genuine "I" grill but I have not up to the time of this writing seen such an item.

So far as the Fifteen Cent National stamp is concerned, we will give some information at this time and follow it with more information when we discuss the Fifteen Cent Continental.

In learning to distinguish the Fifteen Cent Nationals and Continentals, each from the other, it is our opinion that the first thing to be done is to forget the sentence "In the lower part of the triangle in the upper left corner two lines have been made heavier forming a 'V'", which so long has been given in the Standard Catalog as the "Secret Mark" by which the Continentals can be distinguished from the Nationals.

While it is true that in many of the Continentals this particular line of color does seem to be heavier than it does on most of the Nationals, this certainly is not a test that is infallible, nor is it, in our opinion, the best test for the stamp.

While it may not be possible that not all Fifteen Cent Bank Notes can be assigned with absolute accuracy to their parent company, even by the most expert students, we do believe that all competent students of these issues would always agree on all copies that show certain characteristics. In other words, there are many copies that all students would agree were almost certainly National printings and other copies that all students would agree were almost certainly Continental printings. Since these copies are not difficult to find, the identification of them makes it possible for all to have properly classified Fifteen Cent stamps in their collections.

With the exception of the stamp printed on ribbed paper, which paper was described a little earlier in this work, and which is believed to have been used only by Continental, it is our opinion that all the Fifteen Cent stamps that are printed on hard paper, and which also show the fine engraving lines that exist in the portions of the stamp that are pointed out by arrows in our illustration, are National printings. Continental printings, except those printed on ribbed paper, usually can be distinguished by the lack of the fine lines in these same portions of the design but it must be remembered that these stamps must, as are the Nationals, be printed on hard paper. When the stamp is on soft paper it automatically should be classified as an American printing although it will be shown later that there were certain exceptions to this rule among the Continental printings.

If you have a chance to examine enough of these National and Continental printings you will get to the point where you will notice that in addition to the differences that have just been noted, that the stamps of the two companies usually vary enough in color so that a great many of them can be distinguished by color alone. The stamps of lighter shade usually are Continentals.



Figure 258. An interesting combination of a 15c National with a grill and a 3c National without grill. (Courtesy Wm. O. Bilden).

You will note that we made an exception of the Fifteen Cent printed on ribbed paper. These stamps are considered to be Continentals, as it is not believed that the National Bank Note Company used ribbed paper at any time, yet these Fifteen Cent Stamps printed on this paper usually show the fine lines of the stamp in just about the same manner as the National printings. The ribbed paper stamp is not difficult to distinguish from those printed on ordinary paper if it is examined by holding it at the proper angle to the light.

Blocks of this stamp with grills are extremely scarce although these exist in both used and unused state. An unused block of 4 was sold in the Morgenthau Sale of November, 1919 but we have no record of recent sales of this item.

The earliest date of use is currently recorded in Scott's Catalog as April 12, 1870.

**Shades:** Orange, bright orange, deep orange.

**Varieties:** Split grill, Double grill.

**Plates:** Plate 20.

**Cancellations:** Black, blue, purple, red, green.

**Cancellation varieties:** Town

**Quantity issued:** Estimated at 80,000.

### The Twenty Four Cent Stamp With "H" Grill (Scott 142, Minkus 105)




Figure 259. Twenty-Four Cent National with Grill.

This is a very rare stamp with genuine grill but it is found far too often with a fake grill. At least 9 out of 10 copies of this stamp submitted to the author for examination are found to have fake grills. The difficulty of passing on this grill makes this valuable item a tempting target for fakers and it is urged that collectors proceed with great caution when purchasing a grilled 24c.

I might suggest that if one will become familiar with an "H" grill on the 3c stamp of this issue, which is rarely faked, a comparison with any 24c grill being offered might be interesting and often money saving to the possible buyer. Of course on a stamp as valuable as the grilled 24c a little insurance in the way of an expert opinion is well worth the cost.

This stamp is known on cover but as such it is extremely rare. One should be particularly wary of these high priced grills "on cover" for the fakers have found that many collectors seem to feel that any stamp on cover must be genuine. The most dangerous fakes of this nature are made by removing a stamp from a genuine cover, applying a fake grill to it, and then replacing on its own original cover. Since many collectors are adverse to removing a stamp from a cover for the purpose of examining it the faker thus has a little extra advantage with his "on cover" grill. While it is true that there are many perfectly genuine grilled stamps, (of the various issues), on cover, it is well to examine the rare items with particular care. I do not know the earliest date of use.

The color of this stamp is almost always badly faded from the rich purple in which the stamp was issued and very few copies are now found in the original, or nearly original shade, and this remark of course applies to those stamps without grills as well as to the stamps with grills.

**Shades:** Purple, dull purple.

**Varieties:** None.

**Plates:** Plate 21.

**Cancellations:** Black, red.

**Cancellation varieties:** None.

**Quantity issued:** Estimated at 2,000.

## The Thirty Cent Stamp With "H" Grill (Scott 143, Minkus 106)



Figure 260. Thirty Cent National with Grill.

The earliest date of use is currently recorded in Scott's Catalog as April 12, 1870.

I recently was shown a lovely copy of this stamp by Roy Spiller. Cancelled with a brilliant "Red Town", it had a very faint but genuine grill.

This stamp is valuable enough that it tempts the fakers and as a consequence it often is found with a fake grill. It should be remembered that this stamp must be on hard paper and that it must be in the real black or full black shades or it cannot be called a National printing. Fortunately, the faker is often so stupid that he places his fake grills on the Continental printings and these are of course rather easily detected.

Speaking of fake grills, it is our considered opinion that more of them are sold thru auction than by any other method. The auction system offers excellent protection to the venders of such junk, since in order to legitimately protect himself before settling with the owners of the stamps, the auctioneer sets up some sort of a time limitation for the return of stamps. We quote from a current auction catalog: "All stamps are sold as genuine and are guaranteed by us to be as represented. In the event of any lot proving otherwise, the money paid by the purchaser therefor will be repaid in full, provided that such proof be made within ten (10) days from the date of sale—though this period may be extended for any special case by special arrangement, at the option of the auctioneer. As is customary, no warranty applies to collections or mixed lots containing undescribed stamps. The placing of a bid shall constitute acceptance of the above conditions of sale."

In other words, IF the purchaser discovers a fake within 10 days of the date of the sale, which means within a few days after he actually receives the lot, and can offer PROOF that the item is a fake, he can have his money back! If that isn't a perfect chiseler's set-up it will do until a better one comes along. Nine out of ten auctioneers (and more), are honest, as are dealers, and collectors, but that small percentage of chiselers seems to bear constant watching.

This stamp is exceedingly rare in block form. Our records show that an O. G. block of 4 was sold in the Morgenthau Sale of November, 1919, but we have no records of sales made in recent years.

**Shades:** Black, full black.

**Varieties:** Marginal grill.

**Plates:** Plate 22.

**Cancellations:** Black, blue, red.

**Cancellation varieties:** Black Town, Red Town.

**Quantity issued:** Estimated at 20,000.


**The Ninety Cent Stamp With "H" Grill (Scott 144, Minkus 107)**

Figure 261. Ninety Cent National with Grill.

The 90c is one of the most difficult denominations to separate according to National and Continental printings. Of course all of the Ninety Cent stamps with genuine grill are National printings. We do not find too many fake grills on the 90c, but since those that are faked are just about as apt to be made on the Continentals as on the Nationals, it is important to be able to distinguish between these two printings.

Unfortunately, it is most difficult, and we suspect impossible, to convey in words the slight color differences between the National and Continental 90c stamps. Our own reaction to the Nationals is that they seem to have a tinge of blue in the color while the Continentals seem to give us the impression that there is a tinge of yellow in the color. Actually, the Nationals are described as carmine and dark carmine while the Continentals are rose carmine and pale rose carmine.

The separation of these stamps is so difficult that it is our opinion that were a dozen mixed shades of the Ninety Cent stamps placed before a group of well qualified dealers and collectors, the chances would be a hundred to one that the stamps would not be classified alike by all the members of the group, and it is doubtful if they would be classified the same by any two members!

Under the circumstances, about all that most collectors can do, until they have had the opportunity of learning the difference in shade between the National and Continental stamps thru observation of properly classified stamps in the hands of skilled collectors or dealers, is to obtain copies that show a considerable difference in shade and to place them where they think they belong! This advice may not be very helpful but who can offer better?

One of the most interesting pieces of this stamp was a used vertical strip of 10 that was sold in the Eagle Sale. As so often is the case on multiple pieces of the grilled Bank Note stamps, only a few of the stamps in this strip showed the grill. Such items conclusively prove that many of the National Bank Note Company stamps went thru the grilling apparatus without receiving an impression that can be seen in the form of even the faintest of grills. If a National shows no trace of a grill it must always be classified as "without grill" despite the fact that it may very well have passed thru the grilling apparatus.

The earliest date of use is currently recorded in Scott's Catalog as April 12, 1870.

**Shades:** Carmine, dark carmine.

**Varieties:** Split grill, Double grill.

**Plates:** Plate 23.

**Cancellations:** Black, blue, red, purple.

**Cancellation varieties:** Town.

**Quantity issued:** Estimated at 28,000.



## Chapter XXVII

### THE NATIONAL BANK NOTE COMPANY STAMPS WITHOUT GRILL

**I**T should be understood that these stamps are identical to the grilled items of the same denominations except for the fact that they are without grill. All remarks previously made regarding the methods of distinguishing the National printings from the Continentals apply to these stamps without the grills just as they did to the stamps with the grills.

All of these stamps were printed on hard paper, without any exceptions so far as is known, although the hard paper is not all absolutely identical in texture.

It is believed that all denominations except the 3c and 7c were issued during the month of April, 1870.

#### The One Cent National Without Grill (Scott 145, Minkus 108)



Figure 262. One Cent National without Grill.

The distinguishing feature of this stamp is that the ball to the left of the numeral "1" is absolutely clear as can be seen in Figure 96.

We have seen this stamp from an apparently badly worn plate and practically all of the fine lines outside of the oval surrounding the portrait seemed were worn away or nearly worn away.

Sometimes I wonder if certain plates were badly worn or merely produced poor impressions of the fine lines because they needed cleaning and/or proper inking, wiping and handling on the press. The printer certainly is as important as the plates when it comes to producing fine impressions.

The Waterhouse Collection, sold in 1924, contained a used block of 42 of this stamp which is the largest such block known to us.

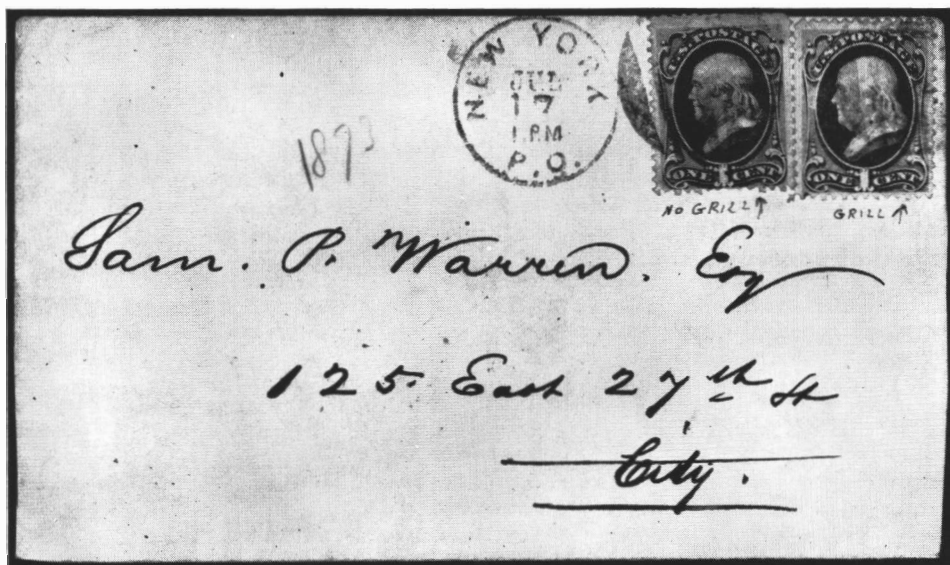


Figure 263. A nice combination of a 1c National with grill and a 1c National without grill. (Courtesy Wm. O. Bilden).

**Shades:** Ultramarine, pale ultramarine, dark ultramarine, gray blue.

**Varieties:** Double transfer, worn plate.


**Plates:** Plates 16, 17, 50, 51, 52, 53.

**Cancellations:** Black, blue, ultramarine, magenta, brown, red, green.

**Cancellation varieties:** "Paid," "Paid All," Town, Steamship, Railroad, Numeral, Precancelled "G."

**Quantity issued:** Estimated at 140,000,000.

**The Two Cent National Without Grill (Scott 146, Minkus 109)**



**Figure 264. Two Cent National without Grill.**

As has been stated for the grilled stamps of this denomination, in addition to the color difference between the Nationals and the Continentals, a feature that distinguishes this stamp from the Continental 2c lies at the place where the line that outlines the colorless ball at the "S" of "U. S." is supposed to join with the upright curving line that forms a portion of the frame which surrounds the words "U. S. Postage." You will find that there is a very small gap between these two lines on the National printing but this is not true of the Continentals. Please see Figure 303.



**Figure 265. A pair of 2c Nationals paying the 4c rate to the British Frontier on this cover to France. Great Britain charged France 40 Centimes and France charged the recipient 10 decimes due. (Ashbrook photo).**

It is interesting to note that the variety "vertical half used as 1c on cover" was used from Montclair, N. J., which is the same town from which the bisected 2c grill was used. Diagonal splits of this 2c without grill were used from Tremont, Pa., and several covers used in that town have been found bearing these bisects. Philip H. Ward, Jr., reported some time ago in *Mekeel's* of the discovery, by C. W. Jaspersen, of a bisect of this stamp, consisting of a lower horizontal half of the stamp used on cover at West Williamsfield, Ohio on August 29, 1871 and tied with a blue concentric cancellation. This horizontal bisect has not been given catalog listing and we have not heard of any other such example being found. It probably is genuine and should other examples be found it no doubt would receive catalog recognition.

The stamp is known with a distinct double print in both used and unused condition. A mint copy of this variety was turned up by Edward Stern of New York some years ago but we have heard of no other mint copies being found so it may be that this particular copy is unique.

**Shades:** Red brown, pale red brown, dark red brown, orange brown.

**Varieties:** Vertical half used as 1c on cover, Diagonal half used as 1c on cover, Horizontal half used as 1c on cover (?). Double impression, Double transfer.

**Plates:** Plates 12, 13, 14, 15, 28, 30, 34, 35, 45, 46, 47.

**Cancellations:** Black, blue, purple, red, green, brown.

**Cancellation varieties:** "Paid," "Paid All," Numeral, Town, Steamship, Black carrier, China, Curacao, Japan.

**Quantity issued:** Estimated at 250,000,000.

**The Three Cent National Without Grill (Scott 147, Minkus 110)**



**Figure 266.** The three stamps at the top are all Nationals, selected to show such varieties as are commonly found in the lower ribbon. The three at the bottom are all Continentals. Note that the stamp at the bottom is so heavily inked that details are difficult to see. This is not uncommon on some of the Continentals.

The test for this stamp lies in the lower left ribbon which is not shaded as it is in the stamps produced by the Continental and by the American Bank Note Companies. The illustration shows the difference to advantage. It goes without saying that this stamp is found only on Hard paper. We have seen very

few fake grills on the Three Cent so it is a good chance that if a Three Cent with grill is examined you will be looking at a National and the stamp then will show the characteristic lack of shading in the lower left ribbon.

This stamp is known imperforate, although it probably was not issued, intentionally or unintentionally, in this form. An unused block of 10, imperforate, (5x2), with bottom imprint and Plate No. 11, was in the Col. Green Collection. This item was sold by Harmer, Rooke & Co., when they sold this portion of the Green material.

The double impression that exists of this stamp has not been seen by many collectors. It probably is the most striking of the double impressions of the Bank Note Issues. A copy held at one time by Vahan Mozian of New York showed the second impression at least 5mm to the left of the normal impression and this particular copy had been used.

We have seen a copy of this stamp printed on both sides but as always is true of this variety, no matter on what 19th century U. S. stamp it has been found, it is of great rarity.

The stamp is found with a very noticeable "short transfer at bottom." It is scarce, but not rare, and the examination of a reasonable quantity of the stamp should result in the discovery of an example of it.

An experienced collector can sort the Three Cent stamps of all three of the Bank Note Companies with considerable accuracy by means of impression and color. Ordinarily the National printings will be found in a lighter shade of green than the stamps of the other Bank Note Companies.

The earliest known date of use is currently recorded in Scott's Catalog as March 13, 1870.

The earliest known use of a machine cancellation is found on this stamp as is noted in the following information:

Mr. Edwin E. Puls has made a fine study of our early U. S. Machine Cancellations and the following 3 covers, and the information concerning them was very kindly furnished by him.

“The Industrial revolution, which took place in the United States after the close of the Civil War, affected the Post Office early in this phase of our history. The increased volume of mail handled daily in the larger post offices such as Boston, New York City and Washington, D. C., induced inventors to work on machines to speed up the handling of the mails. It took many hours of labor to handstamp letters in the large post offices.

The U. S. Patent Office has on record numerous devices for doing this work mechanically rather than by hand. The Boston post office began using a Leavitt rapid cancelling machine early in 1876. This machine had a capacity of cancelling four thousand postal cards per hour; by the year 1877, an improved Leavitt machine capable of handling fifteen thousand postal cards and letters per hour was in use. Actually most of the mail cancelled by these machines was the first issued (May 1873) Government postal cards.

Delf Norona in his “Cyclopedia of U. S. Postmarks and Postal History” (published in 1935) states: “Machine cancellations were first used in 1876, but they did not come into general use until the middle nineties.” For many years it has been accepted that machine cancellations were first used at the Boston post office in 1876.

About ten years ago, the writer saw a cover in a Michigan collection which had what seemed to be a machine cancellation; the puzzling thing was that it was clearly dated 1871. About a year later, the writer purchased another cover with a somewhat similar cancellation, which raised hopes that more examples might be found. Late in 1956 the writer had an unexpected opportunity to purchase the first-mentioned cover also.

A comparison of these two cancellations with another relatively common cancel from the same city helped put the pieces of this puzzle in place. Very definitely the earliest date of use of machine cancellations in a U. S. post office was moved back four and a half years to September, 1871. The surprise is that they came from an inland post office, namely Pittsburgh, Pa. Several Pittsburgh collectors and dealers were contacted but no further data or examples have been reported to date.

The U. S. Patent Office records indicate that the machine used in the Pittsburgh post office was built under the Goff and Hursy patent. Their patent is No. 147630; the date of application was November 1, 1873, and the patent was issued on February 17, 1874. Both of these men resided at Clarksburg, West Virginia. Their residence being fairly near Pittsburgh may explain why their machine was given a trial run at the Pittsburgh post office. In effect, their machine was a device for bringing the pieces of mail, one at a time, into contact with a die which defaced the stamp and at the same time impressed a date stamp, which in the case of the first two examples mentioned also included the year date, on each piece of mail as it was fed through the rapid cancelling machine.

The surprising thing about these examples is that all of them are on envelopes; practically the only use made of the early rapid cancelling machines installed at the Boston, New York City and Washington, D. C., post offices was for postmarking Government postal cards. Undoubtedly the increase in volume of mail brought about by the introduction of the penny postal card was one of the principal reasons for the adoption of rapid cancelling machines.



Figure 267.

This cover has a machine cancel 'Pittsburgh Sep 6 1871' with an outline shield as the killer.




Figure 268.

A fine impression of the machine cancel "Pittslurgh Sep 29 1871" with an outline star as the killer.






Figure 269

The three Pittsburgh covers referred to are illustrated here. Figure 267 shows a clear cancellation dated Sept. 6, 1871, and features an outline shield as a killer for defacing the stamp. Figure 268 shows what appears to be the same rectangular dater with a cancellation SEP 29, 1871, and has an outline star as the killer. Figure 269 has an entirely different date die, and the killer consists of a shield with stars and stripes. This last has been referred to as a handstamp in numerous philatelic publications and auction catalogs.

There is no doubt in the writer's mind that all of these cancellations came from the same machine. Further evidence of this being an experiment at the Pittsburgh post office is the fact that the machine seems to have been rather heavily inked, which resulted in "phantom" impressions on the backs of the covers.

There are an estimated fifty or possibly sixty examples of the stars-in-shield cancellation in collections today. While this die did not include the year date, sufficient covers exist with contents showing the year date to indicate that the use of this machine was discontinued after the summer of 1872. Was this machine loaned or rented to the Pittsburgh postmaster on a trial basis for one year and then found wanting?

Special credit for verifying the records in the U. S. Patent Office and securing the patent number and dates is due to Frederick Langford of Pasadena, California. It is hoped that the new information published here will stimulate further work in this field, and that interested collectors will report their findings.

It has been called to our attention that the Goff and Hursy patent quoted in the article was not for the basic machine, but an improvement in the cancelling die and method of inking. It was applied for and issued a year and a half to two years after the use of the machine in Pittsburgh as shown by the covers.

- Shades:** Green, pale green, dark green, yellow green.
- Varieties:** Printed on both sides, Double impression, Double transfer, Short transfer at bottom, Cracked plate, Worn plate.
- Plates:** Plates 1, 2, 3, 4, 5, 6, 7, 8, 9, 10, 11, 25, 29, 31, 32, 36, 37, 38, 39, 40, 41, 42, 43, 44, 54, 55.
- Cancellations:** Black, blue, purple, magenta, brown, red, ultramarine, green.
- Cancellation varieties:** "Paid," "Paid All," Town, Numeral, "Free," Railroad, Express Company Cancellation, Steamboat, Steamship, Ship, Japan.
- Quantity issued:** Estimated at 1,200,000,000.

### The Six Cent National Without Grill (Scott 148, Minkus 111)



Figure 270. Six Cent National without Grill.

The LACK of the secret mark that was added to the Continental stamp is a certain test for the National. This Continental secret mark consisted of a strengthening of the first four vertical lines in the lower part of the left ribbon as is shown in the illustration.



Figure 271. Left hand portion shows arrow pointing to ribbon of 6c National; right hand portion shows the 6c Continental and the arrow points to the secret marks in the ribbon.

The color of this stamp, which is a rich shade of carmine, makes it quite easy to distinguish from the dull pink shade of the Continental printing in most



Figure 272. A beautiful copy with a fancy cancellation.

cases. It is best, however, to give it a positive check by looking at the shading in the ribbon since occasional copies are seen that do not run true to form.

Although the source of the design has been credited to a bust sculptured by Leonard W. Volk, this has been challenged by F. L. Ellis, an authority of the designs for United States stamps. Ellis is of the carefully considered opinion that the design is from a bust of Lincoln that was sculptured by Thomas D. Jones in 1863-1864 and which is now in the possession of Mrs. M. Hartley Dodge of Madison, N. J.



Figure 273. A nice item used to England.

The postage rate for first class mail at the time this stamp was current was 3c per half-ounce so this 6c stamp found considerable domestic use on double weight letters and was used on single weight letters to Canada, Great Britain, Prussia, and the German and Austrian states. Of course the stamp is often found in combination with other stamps used to make up the various postage rates to other European countries.

Used blocks are not too rare but unused blocks are seldom seen although an occasional block shows up in the auctions.

The stamp is known on double paper, both in used and unused condition.



Figure 274. A 3c and a 6c National paid the scarce 9c rate to Germany on this cover. (Courtesy Wm. O. Bilden).



Figure 275. 6c National used from Hudson, N.Y. to Woodlesford, England and then forwarded with a Penny Red. (Courtesy Wm. O. Bilden).



Figure 276. 6c and 10c National carried to England and across the Channel at Calais and on to Paris. (Courtesy Wm. O. Bilden).




Figure 277. The 6c National is not scarce on cover but when they are used on a cover to Hawaii, at that time known as the Sandwich Islands, they fall into quite another classification. The 6c rate went into effect when the U.S.-Hawaii Treaty became effective on July 1, 1870. (Photo by Ashbrook).

We have seen a remarkable double print on this stamp, on cover. At least two copies of this stamp have been found that show a fine double impression of a portion of the design. The double impression is particularly good in the lower portion of the stamp, the label containing the denomination and the bottom of the portrait oval show a clear second impression and a portion of the top is doubled although this is not as plain as the doubling at the bottom of the design. The second impression is about one millimeter higher on the stamp than is the first impression. This double impression has been found on copies of the stamp that are on two covers, used from Stonington, Connecticut to Torquay, England. One of these covers was used on February 15, 1871 and the other was used February 20th of the same year. It is obvious that they are from the same sheet and it is probable that they came from the same area of the sheet.

**Shades:** Carmine, dark carmine, rose, brown carmine, violet carmine.

**Varieties:** Double transfer, Double impression.

**Plates:** Plates 26, 27.

**Cancellations:** Black, blue, purple, violet, brown, red, ultramarine, green.

**Cancellation varieties:** "Paid," Town, Steamship, "Paid All," Supplementary Mail  
Type A or D, China, Japan.

**Quantity issued:** Estimated at 27,600,000.

**The Seven Cent National Without Grill (Scott 149, Minkus 112)**



**Figure 278. Seven Cent National without Grill.**

This stamp was not issued for some time after the other denominations of the series and is first known used on March 6, 1871.

As was noted in our discussion of the 7c grilled stamp, but which is equally true of this stamp, it originally was designed to prepay letters to Prussia, Austria, and the German States, the rate for which was, on July, 1870, reduced to 7 cents if the letters were sent direct to those countries. When this rate for direct mail to those countries was reduced to 6 cents in 1871 this stamp lost the purpose for which it was originally intended. However, on October 1, 1871, the rate for Germany and Austria for letters sent by Prussian closed mail (via England) was reduced from 10 cents to 7 cents and most of the 7c Bank Note stamps were used in this service. On January 1, 1872, the rate to Denmark was made 7c and in 1873 the 7c rate was extended to Hungary and Luxemburg. On cover, the 7c Bank Notes are much more common on covers to Germany and Austria than they are to other countries and nearly all of these covers were carried via the Prussian closed mail.



**Figure 279. A 7c National used from Chicago to Leipzig and then forwarded to Switzerland. Interesting Maltese Cross cancellation and a New York Paid All marking. (Courtesy Wm. O. Bilden).**

When the Universal Postal Union rate became effective on July 1, 1875, there was no further need for the 7c stamps and after this date none were supplied to post offices.



Figure 280. Left arrow points to secret marks on the 7c Continental. Right arrow points to lack of these marks on the 7c National.

The LACK of the secret mark that was applied to the Continental, which consisted of small semi-circles drawn around the ends of the lines that outline the ornament in the lower right corner of the stamp, is the test for the National printing of the Seven Cent stamp.

The earliest date of use is currently recorded in Scott's Catalog as March 6, 1871.

The largest block known to me is the very fine O. G. block of 10 that was in the Caspary Collection.

**Shades:** Vermilion, deep vermilion.

**Varieties:** Cracked plate.

**Plates:** Plate 33.

**Cancellations:** Black, blue, purple, ultramarine, red.

**Cancellation varieties:** Town, Japan.

**Quantity issued:** Estimated at 2,825,000



**The Ten Cent National Without Grill (Scott 150, Minkus 113)**



**Figure 281. Ten Cent National without Grill.**

The distinguishing feature of this stamp is the LACK of the small crescent of color in the small ball which extends from the lower portion of the right side of the label that encloses the words "U. S. Postage." The stamp must of course be on hard paper for there is an American printing of this stamp that is identical except that it is on soft paper.



**Figure 282. The left arrow points to the "secret mark" of the 10c Continental. The right arrow points to the lack of this mark on the 10c National.**

A rare usage of the 10c National was as a single to pay the "Direct Mail" rate to Germany, since this rate was reduced to 7c on July 1, 1870 which was about two and a half months after the 10c National was issued.




Figure 283. A beautiful N. York Steamship Strike on a 10c National.



Figure 284. A beautiful copy cancelled "Yokohoma, Japan." (Newbury collection).

As is true of nearly all of our early stamps, it is scarce in unused blocks. An O. G. block of 6 in the dark brown shade was sold in the Hind sale. There was a remarkable unused square block of 16 in the Caspary sale.

**Shades:** Brown, dark brown, yellow brown.

**Varieties:** Double transfer.


**Plates:** Plates 18, 19, 48, 49.

**Cancellations:** Black, blue, purple, magenta, ultramarine, red, green, orange, brown.

**Cancellation varieties:** Town, "Paid All," Steamship, Supplementary Mail Type A or D, Red Supplementary Mail Type D, China, Japan, St. Thomas.

**Quantity issued:** Estimated at 10,920,000.

**The Twelve Cent National Without Grill**  
(Scott 151, Minkus 114)



**Figure 285. Twelve Cent National without Grill.**

As was indicated in our discussion of the grilled stamp, the distinguishing feature of the National printing of the Twelve Cent is found in the shape of the ball that forms a part of the lower portion of the "2" of the numeral "12." In the National printing it is almost round whereas in the Continental printing it is described as "crescent shaped."

George Sloan noted a plate variety consisting of a heavy gash running from the temple downward over the cheek and extending to a point just above the neck. This was caused by some heavy object coming in contact with the plate rather than a cracked plate.



**Figure 286. Left stamp is the 12c National, and the arrow points to round ball portion of the numeral that provides a positive check for this stamp. Right stamp is the Continental and arrow points to crescent shaped portion of numeral which distinguishes this stamp.**

The rarity of this stamp in block form is perhaps the reason why the faker does not use blocks upon which to place fake grills. The faker is not willing to risk an item worth perhaps \$500 for the sake of making an item that *might* be

sold for two or three times that much. He prefers to work on single items whose value can be raised ten times or more and that is what he usually attempts to do.

While I never have seen a block of this stamp with a fake grill, and do not expect to do so because of the risk of spoiling a valuable normal block, I do find numerous singles that are offered as grilled that have a fake grill or only an imaginary grill. It is strange how collectors and dealers can self-hypnotize themselves into "seeing a faint grill" on a rare item. Of course a keen eye can see faint grill, or traces of grills. To this day the real old-timers sometimes speak of a very faint grill as a "Bartels Grill" in recollection of the late Murray Bartels who had a sharp eye for such items.

The largest 12c block of which we have any record was a very fine O. G. block of 12 that was in the Worthington Sale. Blocks of 8 or 10 were in the Caspary Sale in 1956.

**Shades:** Dull violet, Violet.

**Varieties:** Colored dot in top center of medallion frame.

**Plates:** Plate 24.

**Cancellations:** Black, blue, magenta, red, green.

**Cancellation varieties:** Town, Supplementary Mail Type A or D, "Paid All," Steamship.

**Quantity issued:** Estimated at 3,890,000.

**The Fifteen Cent National Without Grill  
(Scott 152, Minkus 115)**




**Figure 287. Fifteen Cent Continental. Arrows point to areas where fine lines are present on National printings.**

Our use of this illustration in this place is intentional although it may appear out of place.

As was shown in our discussion of the grilled stamp, the best way to distinguish this stamp from those that follow it is to check the paper, which of course must be hard paper, and to check the fine lines in various portions of the design as indicated in the above illustration.

The printing on the National seems to be more sharp than on the Continental and when the quality of the printing is considered, the shade of the stamp is examined, and the presence or absence of the fine lines of the design is noted, it makes it possible to determine with considerable certainty whether a Fifteen Cent is a National or a Continental.



**Figure 288. Fifteen Cent National Large Die Proof.** (Courtesy Robt. A. Siegel).

This is a beautiful illustration that shows the fine lines of the National printing. Note that the line is complete over the "OS" of Postage. This is a great example of the extreme skill of the engraver who puts all these details in the very small area of a stamp. I suppose that not one person in a million can develop this ability even after many years of intensive practice.



Figure 289. A fine example of the National printing.

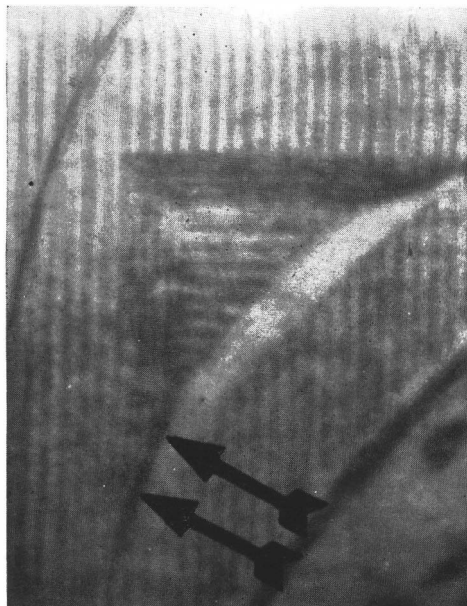


Figure 290. Greatly enlarged illustration of the upper left triangle of a 15c National. Arrows point to the line which in the Continental printings often is more prominent than in the National printings.

It is understood, of course, that if a stamp is on soft paper that it is not a National but an American printing which will be discussed later. It is true that some Continental stamps may have been printed on soft or semi-soft paper early in the life of their contract. We discuss this a little later in this volume. Until you become skilled in separating Continental from American printings it is best for you to consider soft paper stamp as American printings.

**Shades:** Bright orange, deep orange.

**Varieties:** None.

**Plates:** Plate 20.

**Cancellations:** Black, blue, magenta, ultramarine, red, purple.

**Cancellation varieties:** "Paid," "Steamship," Town, Supplementary Mail Type A or F, China.


**Quantity issued:** Estimated at 5,500,000.

**The Twenty Four Cent National Without Grill**  
(Scott 153, Minkus 116)



**Figure 201. The Twenty-Four Cent National without Grill.**

We knew only one man who claimed he could distinguish the National printings of the Twenty Four cent stamp from those of the Continental printings, and since he did not divulge his secret before his death, it is our suggestion that you simply pick up the best copies you can of the 24c and fill the space or spaces in your album with them. The 24c stamps known to have been used before the 24c Continentals were printed and turned over to the Stamp Agent, which was sometime between January 1 and June 30, 1875, of course have to be Nationals. It is the stamps used after this time that we try, so far without success, to separate into National and Continental printings. Stamps having a good rich color are getting scarcer year by year and it is our opinion that if such copies come your way that they be left in the light as little as is possible. The purple color is very fugitive and light is a deadly enemy of it. Unfortuna-



**Figure 202. A 24c used with two 10c to make up the double rate to Peru.**



tely, the color changes that occur in these and other stamps is due not only to light but to the paper on which the stamps are printed and to the gum on the stamps. On the old stamps there is nothing we can do about the changes that already have occurred and very little that we now can do to prevent further natural changes.

Blocks of this stamp are exceedingly rare both in used and unused condition. There was a very fine O. G. block of 8 in the Worthington Sale held in 1917. There was a used block of 4, struck twice with a red New York Foreign Mail cancel in the Caspary Sale in 1956.

This 24c National occasionally is found in a deep purple and it may fairly be assumed that most of them were in this shade when they were printed. In the rich deep purple shade they are very handsome. When they are found with a striking red cancel, and they do so exist, they are a fine addition to any collection.

Domestic covers bearing the 24 cent are much more rare than on covers used to foreign countries. One of the most striking such covers was sold in a Caspary Sale. It was used with a 10c Continental on a legal size cover addressed to McMinnville, Tennessee and was beautifully cancelled with a "Memphis, Tennessee" cancel in purple in an octagonal frame.

The stamp is known on double paper.

**Shades:** Purple, deep purple, bright purple, dull purple.

**Varieties:** None.


**Plates:** Plate 21.

**Cancellations:** Black, red, blue, purple.

**Cancellation varieties:** "Paid," Town, Steamship, Supplementary Mail Type A, D or F.

**Quantity issued:** Estimated at 1,148,000.

**The Thirty Cent National Without Grill**  
(Scott 154, Minkus 117)



**Figure 293. The Thirty Cent National without Grill.**

Because the grilled stamp is known only in black and full black, it is generally accepted that only stamps in these shades are National printings. However, it can be stated on the authority of Elliott Perry that "It is a fact however that National 30c exist in grayish black because copies are known which were certainly used before 30c were delivered by the Continental Co."

Despite the fact that there is no certainty that all of the Nationals were printed in certain shades, and that certain other shades were produced only by Continental, it seems that under the circumstances it is best that we accept the arbitrary color standards that have served us so many years. In our own mind there is little question that certain of the Nationals appeared in grayish black and that it is quite likely that some copies of the 30c Continentals appear in the shades we usually accept as the National shades. If you want to make an interesting experiment draw a line on white paper with an ordinary pen, (not a ballpoint). Quickly smear it lengthwise along the line and notice the many shades that are produced. The further the ink is smeared the thinner the ink film becomes and the shade becomes progressively lighter. Nevertheless, if we are to have anything but confusion we must accept the presently recognized color standards for the National 30c which are black and full black.

We have never heard of a used block of this stamp though some may exist, but an unused block of 4 was sold in the Kelleher Sale of March 17, 1934. Other unused blocks are known but they are rare.

**Shades:** Full black, black.

**Varieties:** None.

**Plates:** Plate 22.

**Cancellations:** Black, magenta, red, brown, blue.

**Cancellation varieties:** Town, Steamship, Supplementary Mail Type A, D or F.

**Quantity issued:** Estimated at 893,000.

**The Ninety Cent National Without Grill**  
(Scott 144, Minkus 118)



Figure 294. The Ninety Cent National without Grill.

As was stated in our discussion of this stamp with the grill, the separation of the National and Continental printings is most difficult. Of course it is understood that both the National and Continental are on hard paper while the printing made at a later date by the American Bank Note Company is on soft paper.

It seems a waste of time to discuss the shades on the 90c by the mere use of words so we will pursue this subject no further except to say that stamps without grill whose shade matches that of grilled stamps are Nationals.




Figure 295. A 90 Cent National used with a 12c to make up the 34 times 3c rate. Used on October 1, 1873 from Cincinnati to St. Louis (Ex-Newbury collection).

National gum generally, but not always, was of a thick brown quality.

The cover illustrated in Figure 295 is about as handsome a cover as can be found with this 90c stamp on it.

It might be natural to assume that blocks of the highest denomination of the series would be the most scarce of the series but such is not the case. Blocks of the 90c are rare but not as rare as blocks of the 24c and 30c of this same series. There was a used block of 10 in the Eagle Sale and an O. G. block of 4 in the Hind Sale.

Of course Black is the normal cancellation color but as is noted, it comes cancelled in the usual run of colors. A Blue cancel is nice but in Green it is very striking although this color was rarely used.

The stamp is known but is rare on cover.

**Shades:** Carmine, dark carmine.

**Varieties:** None.

**Plates:** Plate 23.

**Cancellations:** Black, blue, purple, magenta, green, red.

**Cancellation varieties:** Town, Supplementary Mail Type A or F, Japan.

**Quantity issued:** Estimated at 185,000.

## Chapter XXVIII

### THE STAMPS OF THE CONTINENTAL BANK NOTE COMPANY 1873-1879

AS was required by law, the Postmaster General, in December, 1872, advertised for bids for the printing of the postage stamps for the period of May 1, 1873 thru April 30, 1877. The contract was awarded to the Continental Bank Note Company of New York City.

On May 1st, when the contract took effect, the Continental Bank Note Company took over some of the effects of the National Bank Note Company, including the dies and some of the plates used by National in the production of the issue of 1870-1871. Luff stated that the designs prepared by the National Bank Note Company were continued in use by the order of the Post Office Department and that the new contractors completed their first plate on April 7, 1873 and began printing stamps at once.

It is generally believed that the Continentals were first placed in use sometime in July of 1873 but it is quite possible that some of the lower values may have been used at an earlier date.

As is well known, and as was stated earlier, all denominations from the 1c thru the 12c that were printed by the Continental Bank Note Company carried definite "secret marks," all of which will be shown as the various stamps are described. The reason for the use of these marks no doubt was to enable the Continental Bank Note Company to be able to establish without question whether or not certain stamps were produced by them. For some years previous to their obtaining the printing contract there had been many complaints as to the quality of the stamps being produced, and since the designs used by them and by their predecessors were identical, they apparently wanted to forestall the possibility that they might have to make good on poorly printed stamps that had been printed by the National Bank Note Company if such were found to exist.

During the time we were writing a previous article, *The Bank Note Issues of United States Stamps, 1870-1893*, we gave considerable thought to the possibility of "secret marks" being placed on the plates of the denominations higher than the 12c.


In a letter written by the National Bank Note Company to the Post Office Department, dated July 29, 1872, which was shown the author by Mr. Clarence Brazer during the time the Bank Note article was being written, there appears the following statement: ". . . provided that such action shall not prejudice the custom of the company, which has obtained the approval of the United States authorities—that all dies, rolls, and *plates*, when taken from the custody of the company, *are only delivered cancelled*, so that no responsibility or danger can attach to the company from the improper use of engraved work, *after the plates*, etc., are out of our hands."

From the above it seems obvious that those National plates that are known to have been used by Continental, and these included the plates used by National to produce the 24c, 30c, and 90c stamps, and of which denominations no plates were made by Continental, would have had a "cancellation" mark placed on them by the National Bank Note Company before they were turned over to the Continental Bank Note Company or to the government agent who may have supervised the transfer. It now seems obvious that there are no "secret marks" on the stamps produced from these plates by Continental but it does seem logical that there were cancellation marks *somewhere* on the plates. It is probable that if such cancellation marks ever are found they will be found somewhere on the margins of the plate, with the area in or around the imprints the

most likely place for these cancellation marks to have been placed. It is our suggestion that anyone fortunate enough to have any imprint copies of these high values might do well to check them carefully for possible "cancellation marks."

During the life of the stamps of this company, there were numerous experiments conducted which were intended to make it difficult or impossible to clean and re-use postage stamps. Some of these ideas resulted in stamp varieties that actually were placed in use while others did not progress beyond the stage of essays. Among the items that did get into limited use were those produced under the Fletcher patent, issued to C. A. Fletcher on June 8, 1869, in which the stamps were cut with 8 "U" shaped punches so arranged they remind one of a cogwheel. These were ordered from the Continental Bank Note Company in June, 1876. This device was applied to the 1c and 3c only and it is stated that 10,000 of them were placed on sale at the post office in Washington in 1877. They are known used as well as unused and are a genuinely issued variety.

**This is an outlined  
illustration of the  
"Cogwheel punch".**



**Fletcher patent  
#91,108 June 8, 1869**

**Figure 296. The Fletcher Patent.**

Stamps printed on chemical papers were experimentally produced, but it is doubtful if any were issued in such condition. They are found on yellow-brown and violet paper and the violet paper is found both wove and laid. The paper of these stamps is usually extremely brittle and these essays must be handled with extreme care.

The 1c, 2c, 3c, 6c, 10c and 30c are found on double paper, all being rare except the 2c and 3c. According to the *Coin and Stamp Journal* for January, 1877, "It is not generally known, and will be news to our collectors, that about a year ago, 20,000,000 stamps were issued to the public, printed on double paper. (I do not believe this is an accurate statement—L. G. B.) The upper portion receiving the impression was soft and porous and it was supposed that any attempt to clean off the cancelling mark would render the impressed portion perfectly pulpy and thus effectually destroy it. The stamps did not meet with much favor and the plan was abandoned." The stamps that are printed on the true double paper often present, to the experienced eye, a difference of appearance that no doubt is due to the texture of the paper, and they can usually be separated by appearance. When held to the light the paper presents an appearance similar to soft paper but the paper is not as mottled in appearance as the true soft paper. It is possible to "split" the double paper into its two original papers and specialists usually will attempt to obtain a copy that has been, or can be, split a portion of its length so that the nature of the paper can be demonstrated.

In connection with the "Continental Grill" we wish to quote the following taken directly from the "Catalogue of the Postage Stamps and Stamped

Envelopes of the United States and Possessions, issued prior to January 1, 1919" which was compiled by Joseph B. Leavy, the Philatelist of the United States National Museum and published by the Government Printing Office in Washington in 1919. We quote: "The Continental Bank Note Company printings with embossing are not listed as they are believed to be only essays at no time issued to the public."

Stamps printed on ribbed paper are fairly common on some values and have been found on all values except the 24c and 90c. They may very well exist on these denominations as well.

The paper regularly used by Continental was a hard paper that varied considerably in thickness. It seems to me that it often is not as smooth as the paper regularly used by National. Early in the life of the second contract of the company, which covered the period of 1877 to 1881, but which contract was taken over by the American Bank Note Company at the time of its consolidation with Continental on February 4, 1879, the Continental Bank Note Company printed some stamps on a paper that somewhat resembles the soft paper used by American. This paper is somewhat porous but is not as thick or as soft as the paper used by American. A few months previous to the consolidation of Continental with American, a paper that is very similar, and possibly identical, with the soft paper used by American was used by Continental. It is not too difficult to distinguish the somewhat porous paper used by Continental early in the life of the second contract but the soft paper used in the last months of the life of the Continental Bank Note Company makes it so difficult to distinguish these printings from those made by American that it is sensible to consider all such stamps as American printings. The author has had several denominations of stamps bearing the Continental Imprint that were printed on true soft paper and, had they not borne the Imprint, they certainly would have been called American printings. As a matter of fact they may have been American printings for it is known that American used many Continental plates. These soft paper Continentals can be proved to have been printed by Continental only when the date of their use can be shown and when such dates prove the stamp to have been used before the American printings were made.

### The One Cent Continental (Scott 156, Minkus 119)



Figure 297. The One Cent Continental.

For the One Cent stamp the secret mark consisted of a small dash cut, or possibly etched with acid, into the small ball to the immediate left of the numeral "1." This dash often is very indistinct and indeed in some isolated cases actually may be absent. A close inspection thru a good magnifying glass oc-

asionally is necessary if one is to be certain that the mark is or is not present. If even a trace of color is present the stamp must be assigned to Continental, providing, of course, that the stamp is printed on hard paper.



Figure 298. Top stamp is a Continental and arrow points to dash in the ball—lower stamp is a National, and arrow indicates the ball which is absolutely free of color.

The stamp is known in a used imperforate pair and as such is of course a desirable and valuable item. A used pair with a black star cancellation was in the Eagle Collection. We think it proper at this time to issue a word of warning on single imperforates of the Bank Note issues. ANY single copy of such stamps should be viewed with suspicion since many a stamp, known to have been trimmed of its perforations, still has very large margins.

This One Cent stamp is one of the denominations of the Continentals that exist with the so-called "Continental Grill" but as has been previously noted,






Figure 299. Imperforate strip of three. (Courtesy H. R. Harmer, Inc.).

it is our considered opinion that these were not issued and should be considered as essays.

The stamp is known on double paper in both used and unused condition.





Figure 300. A fine illustrated cover with a 1c Continental used to pay the circular rate. (Ex-Newbury collection).



**Figure 301.** A pair of 1c Continental stamps, one being cancelled with a Red Carrier marking. (Courtesy Wm. O. Bilden).

It is said that there was an experimental variety, consisting of stamps that were gummed only on the upper half of each stamp, with a row of pin perforations separating the upper gummed half and the lower ungummed half. The ungummed half was to be torn off by the postmaster. It has been stated, but we can find no proof to substantiate the claim, that this variety was sold for one day only at the Providence, R. I. postoffice. An unused block of 4 of this item was sold in the B. L. Voorhees Sale of August 12, 1924. Until better evidence is offered it can at best be considered an essay.

The stamp is known on double paper in both used and unused condition.

**Shades:** Ultramarine, pale ultramarine, dark ultramarine, gray blue, blue.

**Varieties:** Double transfer, Paper cut with "cogwheel" punch, Double paper, Ribbed paper, Paper with silk fibres, Cracked plate.


**Plates:** Plates 12, 13, 16, 26, 125, 126, 127, 128, 142, 143, 144, 146, 147, 156, 157, 158, 159, 160, 181, 182, 229, 230, 294, 295, 298, 299, 300, 301, 307, 308.

**Cancellations:** Black, blue, purple, magenta, ultramarine, red, orange, brown, green.

**Cancellation varieties:** Town, "Paid All," "Paid," Railroad, "Free," Black Carrier, Numeral, Precancelled "G," Alaska, Japan, Printed Precancellation, "Glen Allen, Va. Star."

**Quantity issued:** Estimated at 780,000,000.

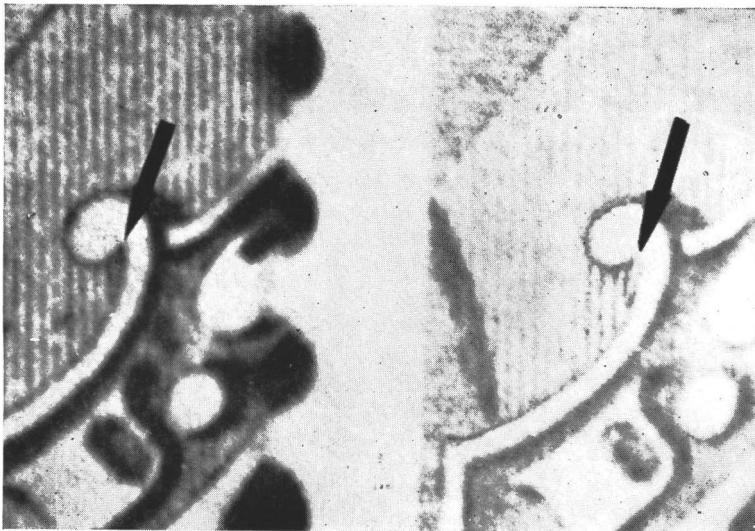
**The Two Cent Brown Continental of 1873  
(Scott 157, Minkus 120)**



**Figure 302. Two Cent Continental.**

This stamp was first issued in shades of brown in July, 1873.

The description given in the Standard Catalog for years has confused those who have looked for the mark that has been described as "Under the scroll at the left of "U. S." there is a small diagonal line. This mark seldom shows clearly. The stamp, can be distinguished by its color." This secret mark described above is indeed an elusive one and had the catalog makers seen fit to give the proper description, or better still to illustrate it, collectors would have been saved a great deal of trouble the past many years.



**Figure 303. Left hand portion shows the distinguishing mark of the Continental 2c as it actually exists. Right hand portion shows the same area on the 2c National.**

In the illustrations shown here, the differences of the Continental and National printings are clearly shown. The arrows point to the area where there is a joining of the lines on the Continental printings, and to the same area on the Nationals where the lines do not join. In addition to the joining of the

lines, there is more color in the area of the junction on the Continentals than there is on the Nationals. A glance at this area on a 2c will reveal whether or not the stamp is a Continental and this test should be made on these stamps despite the fact that it is easy to pick 99 out of a hundred of these stamps by their color which differs materially in that it nearly always is a dark brown instead of the red brown of the Nationals.



Figure 304. Three 2c Nationals used to make 6c rate to Canada. (Ex-Newbury collection).



Figure 305. An imperforate pair. (Ex-West collection).

A 2c brown with a striking double impression, cancelled in red, was sold in the Stephen Brown Sale held by Harmer, Rooke & Co., in London, October 30-Nov. 4, 1939.

The stamp is known bisected with the vertical half used locally as 1c on cover in Mifflintown, Pa. A bisect on cover was in the Wiltsee Collection sold by Harmer, Rooke and Company November 19, 20, 1946.

The "Continental Grill" is found on this stamp but we believe it to be an essay.




Figure 306. It appears to me that this 2c Continental Paid the circular rate to the British Frontier with the circular traveling from Yokohama, Japan to New York, then to England on the Steamship "America". Great Britain rated it as 40 Centimes due them from France for an unpaid letter from England and the French charged the postage due to the addressee. (Courtesy Wm. O. Bilden).



Figure 307. A pair of 2c Continentals paying the double rate. What did the letter contain? No one knows, but if old covers could talk they could tell some wonderful stories. (Courtesy Wm. O. Bilden)



Figure 308. A 2c Continental with a very interesting cancel. (Courtesy Wm. O. Bilden)




Figure 309. Two Cent Carmine Vermilion Special Printing of 1875.

**Shades:** Brown, dark brown, dark reddish brown, yellowish brown.

**Varieties:** Double impression, Double transfer, Cracked plate, Double paper, Ribbed paper.


**Plates:** Plates 2, 3, 4, 6, 161, 162, 163, 164, 165, 166, 167, 168, 169, 234, 241, 242.

**Cancellations:** Black, blue, magenta, purple, red, orange, green.

**Cancellation varieties:** "Paid," "Insufficiently Paid," "Paid All," "P. D." in circle, Town, Numeral, Black Carrier, Steamship, Supplementary Mail Type F, China, Japan, Printed Precancellation, "Glen Allen."

**Quantity issued:** Estimated at 112,500,000.

**The Two Cent Vermilion Continental of 1875**  
**(Scott 178, Minkus 121)**



**Figure 310.** The Two Cent Continental of 1875.

On June 21, 1875 the 2c Continental was issued in vermilion. This change in color eliminated the confusion that had existed because of the similarity of color between the 2c and the 10c Continentals, both of which were printed in brown in the 1870 and 1873 issues. The vermilion color that had been used by the 7c stamp was available since the 7c stamp had been withdrawn after the 7c rate to certain European countries was eliminated.



**Figure 311.** A roughly made bisect used as 1c at Culpeper, Va. While the circumstances under which this cover was found almost preclude any faking on this cover, it would be much better if it was tied by the postmark. (Jefferson Jones collection).

It is the author's opinion that certain items long listed as stamps should eventually be relegated to the section of the catalog under which they belong—Proofs and Essays. Under this heading we would place this 2c with the Continental Grill, and the imperforate 2c which we do not believe ever was issued and which is unknown in used condition (except in easily trimmed singles that have no valid status as imperforates). An O. G. imperforate pair was sold by H. A. Robinette in his sale of Nov. 6, 1943. The Double Paper Variety sometimes is mistaken for the rare Soft Paper Reissue of 1880.

Although this is a cheap stamp we find it difficult to find in superb condition. The shade of the stamp makes cancellations show rather strongly yet this



**Figure 312.** A very fine "Kicking Mule." (Ex-Newbury collection).

is an interesting stamp upon which to collect cancellations for one that is nicely struck shows up particularly well on this stamp.

The earliest known used is June 21, 1875.

The stamp is known bisected with a horizontal half of the stamp being used as 1c on cover, being used on a drop letter at Babylon, N. Y. on Feb. 18, 1876, with the stamp nicely tied on a non-philatelic cover.

**Shades:** Vermilion.

**Varieties:** Double paper, Paper with silk fibres, Ribbed paper, Double transfer.

**Plates:** Plates 161, 162, 163, 164, 165, 166, 167, 168, 169, 234, 241, 242.

**Cancellations:** Black, blue, purple, magenta, red.

**Cancellation varieties:** "Paid," Steamship, Supplementary Mail Type F, Black Carrier, Railroad.

**Quantity issued:** Estimated at 279,000,000.



**The Three Cent Continental (Scott 158, Minkus 122)**




Figure 313. The Three Cent Continental.

Cancellation collectors have had a great deal of pleasure working with this stamp for upon it have been found some of the most interesting of all of our cancellations. The fact that the stamp has been available in large quantities, at low cost, has resulted in an ideal situation for these collectors.

The secret mark of the 3c Continental is in the shading of the "ribbon" that is immediately to the left of the bottom of the numeral "3." The lower part of the tail of this ribbon is heavily shaded which is not the case with the 3c National. We suggest you examine figure 65.

Willis F. Cheney found a cover, an official imprinted cover of the Centennial Exhibition of 1876, that had on it a copy of the rare 1875 3c Special Printing. No other such cover is known.

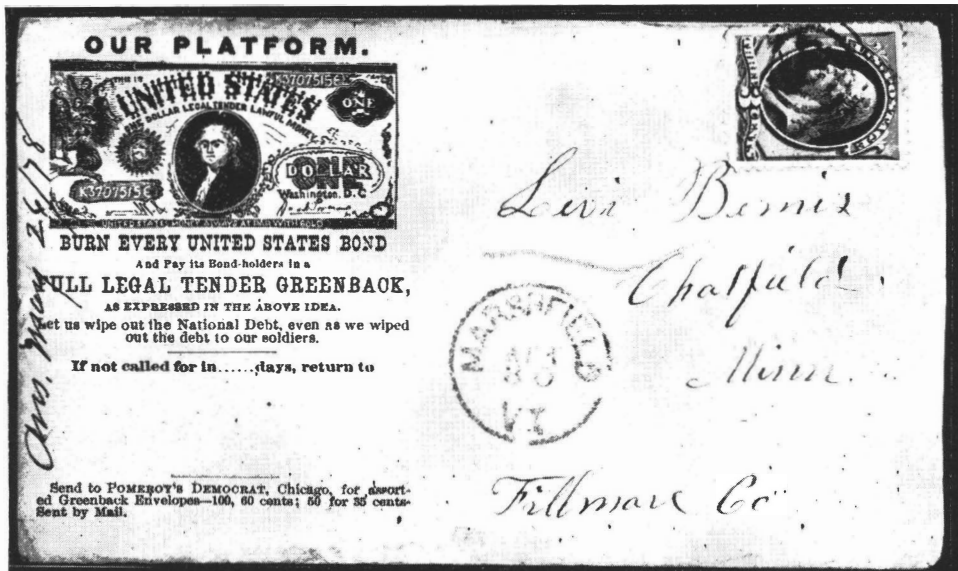


Figure 314. An interesting idea expressed in 1878.




Figure 315. A 3c Continental with a beautiful fancy Railroad cancellation.  
(Courtesy Wm. O. Bilden).



Figure 316. A 3c Continental with a "Marginal Grill."



Figure 317. The reverse side of the same stamp.




Figure 318. A 3c Continental with the big plate flaw.  
(Newbury collection).

There are numerous interesting varieties of this stamp although some of them almost certainly should be considered as essays or proofs. Among these items now cataloged as stamps are an unused imperforate pair with grill, an imperforate unused pair without grill, and an unused stamp with marginal grill. In the Morgenthau Sale of Jan. 29, 1917 there was sold an imperforate block of 4 with the Continental grill and a pair of this same item were sold in the Worthington Sale and again in the Rosenbaum Co. Sale of June 27, 1946. An unused horizontal strip of 6, imperforate, the regular 3c Continental without a grill, with imprint and Plate No. 135 was sold in the Worthington Sale. The proper classification for the above items, is, in our opinion, essays for the grilled items and proofs for the ungrilled items.




Figure 319. Small Die Proof. (Courtesy J & H Stolor).

In the famous Eagle Sale held by Morgenthau, April 4-10, 1923, there was sold an O. G. 3c Continental with the advertisement of Devlin & Company on the back. Not much is known about items of this nature but they are very interesting and it is to be hoped that more information is to be found in the future. It is believed that such advertisements were privately printed and we know of no evidence to the contrary.

This stamp is occasionally found with a clear but reversed impression on the back. While these have commonly been thought of as impressions caused by failure to use a slip sheet between freshly printed sheets, the sharpness of the impressions seems to indicate another cause. Donald MacGregor advanced the interesting theory that this is a printing variety called a "tympan impression". When the press was operated without a sheet of paper in it, the next sheet got the normal impression on the face and the "tympan impression" on the back that had been made on the impression plate when the press had run one cycle without a paper between the printing plate and the covering of the impression plate. The next sheet thru the press picked up, on the back of the sheet, the impression that had been unintentionally made on the impression plate. This impression of course appeared in reverse. Our explanation seems clumsy but the action itself was simple enough.

Cancellation collectors have always had a field day with this stamp. The stamp is comparatively plentiful and inexpensive although the prices at which some of the rare cancellations sell astound the collector who uses "catalog price" as a bible. When a stamp cataloging a few cents sometimes brings a hundred dollars or more at auction such collectors find it difficult to believe. Pricing cancellations with a fair degree of accuracy takes real knowledge.

**Shades:** Green, bluish green, yellow green, dark yellow green, dark green, olive green.


**Varieties:** Horizontal pair, imperforate between, Double impression, Imperforate vertically (pair), Cracked plate, Double transfer, Short transfer, Double paper, Paper cut with "cogwheel" punch, Ribbed paper, Paper with silk fibres.

**Plates:** 1, 5, 7, 8, 9, 10, 11, 14, 15, 17, 19, 20, 129, 130, 131, 132, 133, 135, 136, 138, 139, 148, 149, 150, 151, 152, 153, 154, 155, 170, 171, 172, 173, 174, 175, 176, 177, 178, 179, 180, 183, 184, 185, 186, 187, 188, 189, 190, 191, 192, 193, 219, 220, 221, 222, 223, 224, 225, 226, 227, 228, 231, 232, 235, 236, 237, 238, 239, 240, 250, 251, 252, 253, 254, 255, 256, 258, 259, 260, 261, 262, 263, 264, 265, 266, 267, 268, 269, 270, 271, 272, 273, 274, 275, 276, 277, 278, 279, 280, 281, 282, 283, 286, 287, 288, 289, 290, 291, 292, 293, 309, 310.

**Cancellations:** Black, blue, magenta, purple, ultramarine, red, orange, green.

**Cancellation varieties:** "Paid," "Paid All," "Free," Numeral, Town, Railroad, "R. P. O.," "P. D." in circle, Steamboat, Steamship, Supplementary Mail Type D or F, Express Company Cancellation, Black Carrier, Red Carrier, Alaska, Japan.

**Quantity issued:** Estimated at 2,610,000,000.

**The Five Cent Continental (Scott 179, Minkus 123)****Figure 320. The Five Cent Continental.**

This stamp, long known as the 5c "Taylor," was not printed by National and therefore has no "secret mark." However, since it later was printed by the American Bank Note Company from plates made thru the use of the same transfer rollers used by Continental, and since some of the American stamps likely were made from Continental Plate 306, it is necessary to check the paper on the 5c Taylors to see whether or not they were printed by Continental or American.

If the stamps are on hard paper they are classified as Continentals and if on soft paper they are classified as Americans.

The earliest known date of use of this stamp is June 21, 1875.

The Taylor portrait used on this stamp was used on the Snuff stamps of 1871 and was originally copied from a daguerreotype.

**Figure 321. A 5c Taylor used from China to Ohio thru the U. S. Postal Agency in Shanghai (Newbury collection).**



Figure 322. In addition to the fact that this 5c Continental has a beautiful Foreign Mail strike, the cover is interesting as it bears a British debit to the U.S. of 12 cents while the U.S. due marking is Due .14. Ashbrook stated that this was due to the fact that settlements with Great Britain were in Specie or its gold equivalent while the U.S. Due .14 was figured in depreciated paper currency. (Ashbrook photo).



Figure 323. The pair of 5c Continentals paying the Registry Fee on this double rate cover. (Courtesy Wm. O. Bilden).

The 5c Taylor came into existence because of the 5c rate of postage that was established by the members of the Universal Postal Union as the rate of postage between its members. The treaty bringing this about was signed at Berne, Switzerland on Oct. 9, 1874 by the delegates from the following countries: Germany, Austria, Hungary, Belgium, Denmark including Iceland and the Faroe Islands, Egypt, Spain including the Balearic Isles, the Canary Islands, the Spanish Possessions on the Northern Coast of Africa, and the postal establishments of Spain on the Western Coast of Morocco, Great Britain including the Island of Malta, Greece, Italy, Luxemburg, Norway, Netherlands, Portugal including Madeira and the Azores, Roumania, Russia including the Grand Duchy of Finland, Serbia, Sweden, Switzerland, Turkey and the United States. This treaty was duly approved and ratified by the governments of each of these countries and acts of ratification were exchanged at Berne on May 3, 1875. At that date France also gave its notice of adherence to the treaty with a few reservations, the principal of which was that the treaty should not enter into effect until Jan. 1, 1876. For the other countries concerned the treaty took effect on July 1, 1875.

The above was contained in a circular issued by the Third Assistant Postmaster General, dated June 21, 1875. This circular also stated: "The changes in foreign postage will render unnecessary the further use of the 7, 12 and 24 cent stamps and stamped envelopes, and they will accordingly be discontinued. In order to avoid the liability to mistake caused by the near similarity in color between the two and ten cent stamp, the former will in future be printed in vermilion, the color of the discontinued seven cent stamp."

The stock of the discontinued values was ordered to be used up, so far as possible.

There is a very prominent cracked plate variety on this stamp that extends vertically thru four stamps and just touches a fifth stamp. It starts at the bottom of the "5" of the top stamp, runs downward through the "O" of "POSTAGE," thru the "I" of "FIVE" of the next stamp, then thru the "U" of "U. S." and down the stamp just to the left of the "F" of "FIVE" thru the bottom border and on the fourth stamp it just touches the upper left corner of the stamp and then goes on thru the margin to just touch the lower right corner of the stamp to the left. The third stamp down from the start of the crack has a very clear double transfer in the letters "U. S. Postage."

The Continental grill exists on this denomination and the Continental "marginal grill" has been noted, but both, in our opinions are essays.

**Shades:** Blue, dark blue, bright blue, light blue, greenish blue.

**Varieties:** Cracked plate, Double transfer, Double paper, Ribbed paper, Paper with silk fibres.

**Plates:** Plates 243, 244, 247, 248, 284, 306.

**Cancellations:** Black, blue, purple, magenta, ultramarine, red, green.

**Cancellation varieties:** Railroad, Numeral, Supplementary Mail Type F, "Steamship," China, Peru.

**Quantity issued:** Estimated at 38,000,000.

**The Six Cent Continental (Scott 159, Minkus 124)**

Figure 324. The Six Cent Continental.

As we have previously mentioned, the secret mark of the 6c Continental consisted of a strengthening of the first 4 vertical lines of the left side of the lower part of the left ribbon. This secret mark shows up fairly well and usually can be seen without the aid of a glass. See Figure 271.

These stamps can be sorted without difficulty from the Nationals for in addition to the secret mark they are considerably different in color from the Nationals. The Continentals are a dull pink instead of carmine but since this color is similar to that of the 6c printed later by the American Bank Note Company on soft paper, the stamp must always be checked to see if it is on the hard paper used by Continental. It is true that this stamp is rather often found on the "intermediate" paper used by Continental early in the life of their second contract, which started in 1877, and when on this paper they often are wrongly classified as American printings. It will be remembered that this intermediate paper is thinner and not quite as porous as the true soft paper by which we classify American Bank Note printings.



Figure 325. 1c and 6c Continental used from Cherokee, Iowa thru N.Y. via British Transit to Germany. (Courtesy Wm. O. Bilden).





Figure 326. 6c Continental struck with a fancy New York Foreign Mail with a New York Direct Paid All marking. (Courtesy Wm. O. Bilden).



Figure 327. A pair of 2c Continentals and a 6c Continental on a Registered cover from Castana, Iowa to Boston. (Courtesy Wm. O. Bilden).



Figure 328. A scarce use of a block of the 6c Continental from New York, via San Francisco, to New South Wales. (Courtesy Wm. O. Bilden).



Figure 329. The "Man in the Coffin" cancellation. (Ex-Newbury collection).

This stamp is known bisected and used as 3c on cover, in New York City, but this variety is not given catalog recognition, nor, in my opinion, should it be.

While blocks of 4 are far from common, there was a full pane of 100, from Plate 18, sold in the Worthington Sale and there was an unused block of 50 with Imprint and Plate No. 18 at the top that was sold in the Eagle Sale.

The 6c exists with the "Continental Grill."

**Shades:** Dull pink, brown rose.

**Varieties:** Double paper, Ribbed paper, Paper with silk fibres.


**Plates:** Plates 18, 21, 304, 305.

**Cancellations:** Black, blue, magenta, purple, ultramarine, red, green.

**Cancellation varieties:** Town, "Paid," Supplementary Mail Type D, E, or F, Railroad, "R. P. O.," China, Japan.

**Quantity issued:** Approximately 47,000,000.

**The Seven Cent Continental (Scott 160, Minkus 125)**



**Figure 330. The Seven Cent Continental.**

The secret mark on the 7c Continental is easy to see and thus it is easy to distinguish this stamp from those of the National printing. The mark consists of small semi-circles drawn at the ends of the lines that outline the ornament at the lower right corner of the stamp. See Figure 80.

The late "Barney" Voorhees of Chicago and I had a friendly difference of opinion as to whether the 7c National or 7c Continental is the more scarce of the two.



**Figure 331. A strip of 4 of the 7c Continental used to an American Missionary in India. The strip really shows why blocks are seldom found on cover for there just isn't room for a block when the cover is addressed in the normal fashion. (Courtesy Wm. O. Bilden).**



Figure 332. A beautiful Foreign Mail cancel. (Ex-Newbury collection)



Figure 333. A block of 4. (Ex-West collection).

The Continental grill is known on the 7c but we consider it to be an essay as we do all of the Continental grill items.

On cover, the stamps usually are found on covers addressed to Denmark, Germany, Hungary, Luxemborg, and Austria. When found on domestic covers they usually are on legal size envelopes and are in combination with other stamps. This stamp is much more scarce on cover than is the 7c National.

A variety that may possibly be a plate crack, although it appears too straight and smooth to be a crack, consists of a heavy line that runs all the way from the top label, between the letters "P" and "O" of "Postage" and

down across the head down to the temple. We have seen but one copy of this variety although it has been known for many years and was first described, we believe, by J. W. Sampson. Sampson stated that it was from a top row copy of the left pane, from position one, two, or three, and of course was from Plate 22.

The 7c Continental seems just a bit more scarce as singles than the 7c National stamps. However, they are not so difficult to obtain in unused blocks as are the National stamps. A mint block of 24 was in the Robert A. Siegel Sale of Feb. 24, 1965.

**Shades:** Orange vermilion, vermilion.

**Varieties:** Double transfer of "7 cents" (1R plate 22), Double transfer in lower left corner, Ribbed paper, Paper with silk fibres.

**Plates:** Plate 22.

**Cancellations:** Black, blue, red, purple, brown.

**Cancellation varieties:** Town, "Paid."

**Quantity issued:** Approximately 2,500,000.

**The Ten Cent Continental (Scott 161, Minkus 126)**

Figure 334. The Ten Cent Continental.




Figure 335. "New York Steamship" cancellation.

This stamp probably came into use in June or July of 1873. There is a recorded date of use on Oct. 31, 1873. It can be distinguished from the National printings by the fact that a small crescent of color was cut, or possibly etched, into the small ball that is directly under the "E" of Postage. This can easily be seen, especially with the aid of a glass, and it provides a sure check for a Continental providing, of course, that the stamp is printed on hard paper. Figure 282 illustrates the Secret Mark. The checking of the paper is important since the American Bank Note Company produced the identical stamp on soft paper.



Figure 336. The stamps on this unusual cover are all Continentals. Addressed to Algenon Brownell, St. Helena, Atlantic Ocean, Bark Sarah, Foster (?), N.B. which I presume stood for New Brunswick. The 11d Due marking seems to indicate that the ship was found at St. Helena and that the letter was not delivered at sea as was sometimes the case, particularly between whalers. (Courtesy Wm. O. Bilden).




Figure 337. A 10c Continental on a cover sent to a Lieutenant on board the U.S.S. Gettysburg in care of B. F. Stevens, the U.S. Despatch Agent stationed in London. (Courtesy Wm. O. Bilden).



**Figure 338. Horizontal pair, imperforate between.** (Courtesy H. R. Harmer, Inc.).

As far as we know, only two pairs are known of the variety "Imperforate between."

The Continental Grill exists on the 10c. However, we must stress the fact almost every grill you find on a Continental 10c is a fake grill. Most fakers, particularly in the old days when most of such faking was done, did not know the difference between Nationals and Continentals and put their fake grill on any 10c at hand whether they were National, Continental, or American Bank Note printings!

**Shades:** Brown, dark brown, yellow brown.

**Varieties:** Horizontal pair, imperforate between, Double transfer, Double paper, Ribbed paper, Paper with silk fibres.

**Plates:** Plates 23, 25, 302, 303.


**Cancellations:** Black, blue, purple, red, magenta, orange, brown, green.

**Cancellation varieties:** "Paid," "P. D." in circle, Town, Steamship, Supplementary Mail Type E or F, Alaska, China, Japan.

**Quantity issued:** Approximately 30,000,000.



**The Twelve Cent Continental (Scott 162, Minkus 127)**



**Figure 133. The Twelve Cent Continental.**

**Figure 339. A beautiful pair struck with a fine "New York Foreign Mail" cancellation.**  
(Ex-Newbury collection).

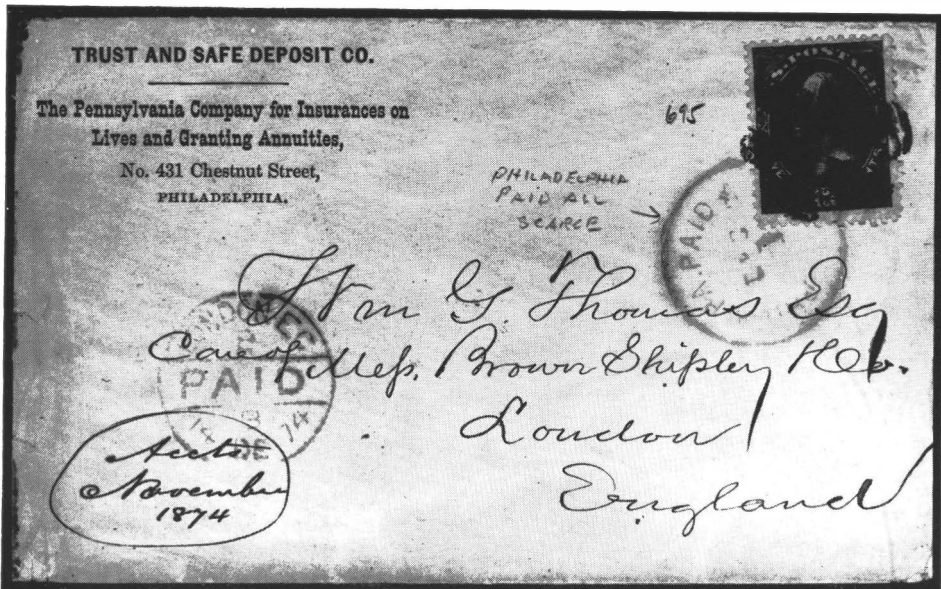
The secret mark of this stamp is easy to see. It is in the end of the ball that forms a portion of the numeral "2" which has been made crescent shaped instead of a round. This can be seen in Figure 286.

This stamp is more handsome than its predecessor for the color is darker and it causes the details of the stamp to stand out more plainly.

The stamp was printed from two plates, Plates 24 and 137 but there is some doubt as to whether Plate 137 was used to print the regularly issued stamp.

The stamp is not particularly scarce on cover but it is not often found on covers of ordinary size except those that went abroad.

It is known, unused of course, with the Continental grill.



**Figure 340. A 12c Continental paying the double rate to London. The "Philadelphia Paid All" is not too common.** (Courtesy Wm. O. Bilden).



**Figure 341.** This is a recently found "Cracked Plate" on the 12c Continental. It is best observed at the top of the "1" of "12". Discovered by J. Weston Smith in 1966. Mr. Smith is, as of 1966, a comparative newcomer to stamp collecting but he has an inquiring mind and a keen eye and these are the two most important tools a good philatelist can possess. (Illustration courtesy J. Weston Smith).

**Shades:** Blackish violet.

**Varieties:** Ribbed paper.

**Plates:** Plate 24, Plate 137 (?)

**Cancellations:** Black, blue, ultramarine, brown, red.

**Cancellation varieties:** Town, Supplementary Mail Type D, Japan.

**Quantity issued:** 2,915,000.

**The Fifteen Cent Continental (Scott 163, Minkus 128)**

**Figure 342. The Fifteen Cent Continental. The arrows point to areas that usually print lightly and appear to show plate wear.**

This denomination, and those that follow it, are the ones that are difficult for most collectors to identify. Up until this point, the identification of the Continental stamps has actually been easy for anyone who could tell hard from soft paper and who would bother to set his eyes upon that portion of the stamp that contains the secret mark.

Whether or not the 15c and the denominations that follow it, the 24c, the 30c and the 90c are Continentals or Nationals must be determined by the color of the stamps in the case of the last two denominations, by the shade and impression in the case of the 15c while the 24c is another matter entirely and will be discussed at the proper time. Of course all of these items must be on hard paper for with the exception of the 24c they were printed by American on soft paper.

We repeat that which we have said before concerning the sentence in the Standard Catalog that reads "In the lower part of the triangle in the upper left corner two lines have been made heavier forming a "V," and that is to forget this "information." In response to our questions regarding the method by which this "line was made heavier," the late Hugh M. Clark, who so long was

associated with our excellent catalogs, stated in his letter of November 12, 1940, "In regard to illustration A15a (15c Continental), I really don't know how the secret mark was applied." This is the only honest answer that anyone could give to this question as no one KNOWS how this mark, which sometimes seems to be present on the Continentals, came about although we have a theory about it which will be presented a little later.

In our opinion the following information regarding the 15c Bank Notes is among the best yet available on these stamps and we therefore take the liberty of quoting extensively from "Pat Paragraphs," which is the interesting and instructive house organ of Elliott Perry. The following is from the issue of October, 1932:

"It is believed the first 15c Webster plate, (National Bank Note Co.—No. 20), was permanently retired during or before April, 1873. If so, then all the 15c Webster stamps printed after April, 1873, (other than department), were necessarily from the second Webster plate. (Continental Bank Note Co.—No. 31), because neither the Continental B. N. Co., nor its successor, the American B. N. Co., used any other 15c plate. Therefore each and all stamps and proofs printed from plate No. 31 should show the V-shaped Continental secret mark if there actually was any such mark.

It is perfectly true that many of these 15c Webster stamps do show something resembling the so-called secret mark and beyond question many stamps apparently showing the secret mark are from the Continental plate. That evidence however, falls short of being conclusive. The theory generally accepted by the catalogs quite fails to explain the absence of the so-called secret mark on some stamps which certainly come from plate No. 31. Copies exist on which the detail of the triangle is very clearly printed and which do not show the slightest indication of the "V"—each line of the engraving appears to be identical with that on the stamps known to be from the National plate. Furthermore, the discovery of one stamp known to be from the National plate and showing a "V" like the supposed Continental secret mark would greatly weaken, if not destroy, the theory that has been accepted since about 1896.

Perhaps the leaders and the led have been reasoning in a circle for over thirty years, viz: Continental stamps show a V-shaped strengthening of two lines in the upper left triangle; therefore stamps showing such a mark are from the Continental plate. But thus to identify the plate from the stamps and then use the same supposed fact to identify the Continental stamps seems just a trifle naive. The truth of one alleged fact depends too much upon the truth of its converse.

The secret mark theory is open to question because of the lack of evidence;—

(1) that any such mark was cut on the National die, reproduced on the Continental roll, and transferred to plate No. 31.

(2) that all the stamps from Continental plate No. 31 have such a mark or definite trace of it.

(3) that all stamps showing such a mark are from plate No. 31, i.e., that it does not occur on any printings from the National plate.

(4) that the so-called secret mark was produced by an alteration of the die and did not result from some other cause.

If any such strong and definite secret mark as the catalogs tell us about was on each of the 200 subjects on plate No. 31 it must have shown on the Continental transfer roll and also on the die. Who can find a 15c die proof on which the detail in the upper left triangle differs from the engraving on stamps known to be from the National plate? If there is in existence a 15c Webster die proof showing anything even faintly resembling the so-called Continental secret mark Uncle Ike would like to see it."—Elliott Perry.

(All of the above and also other information obtained from "Pat Paragraphs" is reproduced here with the special permission of the copyright owner).




Figure 343. Another example of the 15c Continental.

Regarding the secret mark on the die proof, Clarence Brazer, the well-known specialist in U. S. Proofs, stated that the so-called secret mark is not on the die proof but that he believed there is a secret mark somewhere on the proof but that this mark has yet to be found.

From "Pat Paragraphs" of December, 1936, we take the following article: "Four years ago Pat Paragraphs claimed that the V in the upper left triangle does not identify the 15c Webster, No. 163, (S. G. #136), and challenged anyone to find a die proof showing the alleged "Secret mark" as illustrated in the Scott catalog since 1898. That challenge is still unanswered."

"The fact is that some lines on the die were cut less deep than others, were similarly reproduced on the plates, and as the plates wore the fine (shallower) lines tended to disappear. Less color therefore, is found wherever they wore away and this is why "White parts" of the design "look whiter" on some 15c orange stamps than on others. Many such 15c Websters are undoubtedly from the Continental printing, but some are American prints, and who can prove they do not occur on the National printing, even on the stamp with grill.

As the finer lines wore away the stronger lines remaining in or near the "whiter" areas tended to stand out by contrast. This is noticeable in the area of the so-called "secret mark." The two lines forming a sort of V were not

strengthened on the National die as a secret mark; they were part of the original engraving but, being sunk deeper on the plate, they became more prominent by contrast as the finer lines near them wore away.

In the Editor's opinion the ribbed paper variety may be the only 15c orange which is unquestionably a Continental. It may have been the first Continental printing. Copies on ribbed paper do not show wear and Pat Paragraphs has no record of any 15c on ribbed paper on which the alleged secret mark can definitely be seen. Uncle Ike favors discarding theories that do not agree with the facts."—Elliott Perry.

The author's opinions on the 15c Bank Note issues coincide, for the most part, with Perry's. We have given a great deal of thought to the "Secret Mark" in question and our conclusions, which are by necessity entirely speculative, will be found in the succeeding paragraphs.



Figure 344. No. 163 (Continental), a third example, showing imprint at top.

We have noted that the Ribbed Paper varieties, which all students seem to concede are among the first of the Continental printings, show little, if any, appearance of a deepened "V" in the upper left triangle. They also show most

of the fine lines in the other triangles, and other portions of the design, which seem to have completely, or nearly completely, disappeared in most of the Continental printings. We also have noted that these stamps printed on Ribbed Paper are in a deeper shade of color than later printings.



Figure 345. No. 163 (Continental). The top sections of the stamps shown in Figures grouped to illustrate salient characteristics of the Continental printing.



**Figure 346.** The 15c Continental on Ribbed Paper. Arrows point to the areas which on the ordinary Continental appear to be worn, but which on the ribbed paper stamps seem to show just about the same as the same areas on the 15c Nationals.

Let us make the following observations regarding color: Now it certainly is well known that the same ink will produce numerous shades of color on the same paper, since the amount of ink deposited on any given area of paper very largely determines the shade which results. As a simple proof of this statement take your pen and draw a line on a piece of paper. Smear a portion of the ink along the paper and you will see that the shade of the ink appears to vary directly in proportion to the amount of the ink deposited on any portion of the paper.

Perhaps you are wondering what color has to do with the 15c Continentals and here is the reason we are bringing color into the picture. We believe that the color of any particular 15c Continental offers a fairly good clue to the period of its use. Generally speaking, the deep color of the Continentals is present only when the plate was comparatively new and the older the plate the lighter the color. This would always be true of any color if the identical ink was used throughout the entire printing and the other physical details remained the same. The reason that this would be true is that the deeper lines of a new



plate hold more ink than the lines on a worn plate and the effect is that more ink is deposited on the paper when the printing is from a new or comparatively new plate than when the plate is old and therefore somewhat worn. All of which has not yet told you anything about that oft-apparent extra heavy line of color in the upper left triangle of the Continentals! But there is more to be said.

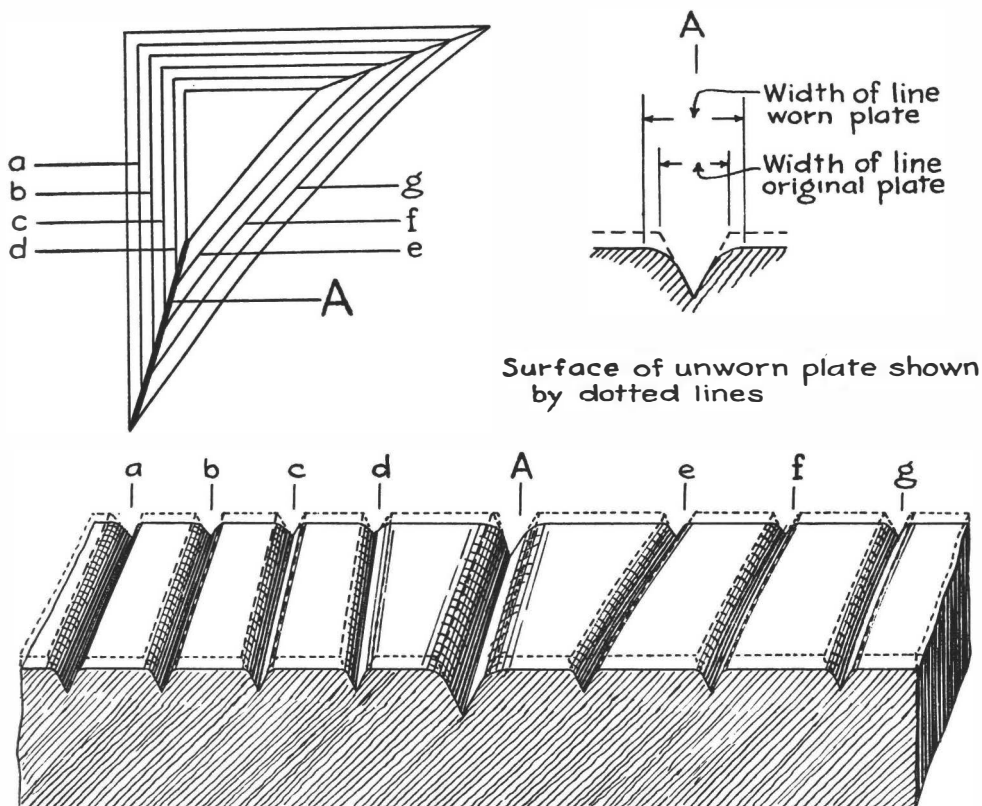
When a plate becomes "worn" it means that the surface of the plate actually has worn away with the result that those lines which were of less depth than other portions of the design no longer appear on the plate. These lines have not worn away—it is the surrounding metal that has worn down to the depth of the lines and the surface has therefore become smooth, the ink no longer has a line or groove to hold it, and of course the wiping process removes the ink. This accounts for the white, or nearly white, areas on many of the Continentals.

If a "Secret Mark" was applied to the 15c Continental it could have been made by making a secondary die with the use of the National transfer roll, either by cutting or etching the secret mark into this secondary die, or, as is more probable, this work could have been done on the National die. From this either new or altered die a new transfer roll would have been made to lay down the Continental plate. We believe that such a process would result in the loss of some of the details made up of the very fine lines we normally find in the National printings. Even if the National transfer roll, in its original state, was used to make plate #31 it is not impossible that it was somewhat worn or was used without enough pressure being applied to it to cause all of the fine details to be brought out in the Continental plate. We have yet to examine a stamp which we believed was a Continental, even in the ribbed paper stamps, in which the fine shading lines were as clear as they are in the National printings.

Now in regard to that "V" of color, we believe it came about in the following manner: In the first place let us say that we can find no evidence of any recutting despite the examination of a great many copies and some other reasonable explanation for its existence must be conjectured. As stated before, the high spots on the plate wear away as the plate is used. In our opinion, the high areas between the lines that form the triangle have been subjected to a wearing process that wore down, along the "V" line, very small areas of high metal that separated these lines of the inner triangles with the result that there appears on the plate, due to natural causes, the extra strength of the line of color which follows the apex of the series of triangles of fine lines which make up the larger unit which we all know as the upper left triangle. We believe that the extra strength of this line of color, which appears in varying strengths on the Continentals, and to a certain slight extent on some of the Nationals, was due to natural causes and not to any intentional strengthening of this line. Do we have proof to substantiate our opinion? Absolutely none!

If the strength of this line of color came in a close degree of regularity, which it does not, we would be much more inclined to feel that it was an intentional mark, was on the transfer roll, and was therefore repeated over and over on the plate. However, with this line showing with varying intensity on nearly every 15c Continental, it is hardly possible to credit it to the transfer roll. It seems ridiculous to consider for even a moment, that an engraver went over the plate itself making this trivial mark. What possibility is left for our consideration? Well—here is our idea: The wearing of a plate is caused as much, or more, by the chemical action of the ink used, and by the abrasive action of the pigments in the ink as the ink is wiped from the plate, as it is by contact with the paper during the printing process. It seems to us that the action of wiping the plate would have tended to force the ink along the lines of the triangle, down to the lower apex of this triangle and thence along line "A" in the illustration. We believe that the chemical and abrasive action of the ink tended to

accentuate said line "A" with the result that the so-called "Secret Mark" gradually appeared on the Continental printings. Every man is entitled to his own opinion—the above is ours. Let us hasten to add that we have an open mind on the above subject and no one is more eager to learn new facts about these stamps than ourselves.



**SURFACE OF UNWORN PLATE IS SHOWN BY DOTTED LINES. PLATE WEAR CONTINUED TO THE POINT THAT THE LINES e, f, AND g WERE EVENTUALLY VERY NEARLY ELIMINATED**

**Figure 347.** These diagrams show the possible effect of plate wear which may have resulted in a natural widening of the line in the upper left triangle of the Continentals.

James H. Baxter in his masterful book "Printing Postage Stamps by Line Engraving," makes the following statement:

"As was stated in the section relating to retouching plates, engraved designs become comparatively quickly worn due to the abrasive action of the ink during the wiping operation. Theoretically, this surface impairment should be even distributed over the face of the plate but in actual practice it only appears in spots, due to the delicate nature of the finest lines of the design, the manner in which the plate is wiped, and the direction the plate travels through the press."

Since writing the above, we have been favored with a letter from Mr. Baxter, in which he kindly gave us permission to use illustrations from his book and to quote him. In answer to our questions concerning the subject in question, we quote him as follows:

"Rounding off the edges of an engraved cut would widen the line provided the edges were not too round nor too oblique. As the corners of the engraved

line were worn away and the new angle thus formed approached the parallel of the plate surface there would be less possibility of the engraved line holding ink, consequently the line would become thinner and thinner even though the line would gradually become thicker at the plate surface. **However, a somewhat thickened line would appear until the wear became pronounced."**

We are particularly well pleased to have Mr. Baxter make the above statement as it indicates that our theory regarding the line of color is, in the opinion of this recognized authority of printing by line engraving, sound and is a distinct possibility.

The fact that we have seen a *very badly worn* plate variety in which the "V" line starts to narrow up adds some additional weight to the theory as this would be the natural result of wear after a certain point was reached as is explained in the paragraph quoted from Mr. Baxter's letter. In our opinion, the width of the V line on the very badly worn plates is not a great deal more than the width of the line as it appears on the National printings. Moderately or even fairly well worn plates almost invariably show the V line very prominently and we believe that plates in this state probably show these lines at their greatest width.

The drawing shows our idea of how a cross section of the various lines appeared on the Continental plate—a true cross section of the plate would not have shown these engraved lines in the exact relation as pictured but the idea is to show the relative depths of the various lines and the way the wear occurred and as such the illustration should serve.

This is certainly enough space to devote to speculation regarding the upper left triangle. The important thing, so far as most collectors are concerned, is to be able to tell one stamp from another. It may or may not be possible to accurately classify every 15c Bank Note stamp that was printed but close attention to the following details will enable almost anyone to gain high accuracy along this line. We have yet to see a National 15c in which the fine lines in the areas immediately under the U. of U. S. and the E of Postage could not be seen with a glass. In nearly every Continental 15c these same areas were either devoid of any trace of the fine lines or they were extremely faint. The only exceptions noted were almost invariably the ribbed paper items which are considered to be of the earliest Continental printings.

All four triangles of the Continental stamps have one or more sides which are usually devoid, or nearly devoid, of any color. Since the Continental Ribbed paper stamps are very nearly identical in appearance with the National printing except for the paper, it is always important to check the paper on any 15c Bank Note stamp. Otherwise, you may classify a Continental Ribbed paper stamp as a National, to say nothing of the more embarrassing mistake of calling a soft paper American a Continental or a National! You will find that most 15c Continentals are lighter in shade than the Nationals but this is not an absolute test—just a helpful factor which is usually present. Our opinion is that all Continentals with the exception of the Ribbed paper items tend to show a heavier line of color in the upper left triangle than is found on the National printings. The details of the triangle are clear and regular in the National printing but are usually somewhat spotty and irregular in the Continentals. You should not expect the "V" line of color to "Stick out like a sore thumb" as in many cases it is not very much stronger than the same line on the National printing. If you are fortunate enough to possess a 15c with a genuine grill, I suggest that you examine the triangle carefully and compare it with the left triangles on a few of the Soft paper Americans. This will give you a pretty good idea of the difference between a National and a Continental printing so far as the V of color in the triangle is concerned. The American 15c was printed from the same plate that produced the Continental stamps and the V line is usually about the same in the Americans as it is in the Continentals

although certain of the fine lines of the triangle which often are lacking in the Continental printing often can be seen in the American printing.



Figure 348. This 15c Continental traveled from Vermont to New York, on to London then to Capetown and finally to Wellington, Cape of Good Hope. (Courtesy Wm. O. Bilden).

### Detailed Comparison of 15c National and Continental Printings

The observations made here apply to illustrations 137, 138, 139, 140 and 141.

A—Arrow No. 1—This is the arrow that points to the left-hand side of the upper left triangle. In the National printings these lines are usually complete, fine, and regular. In the Continental printings these lines are often of a “splotchy” appearance, appearing of varying thickness, often broken, with some lines appearing heavier than those in the Nationals.

B—Arrow No. 2—This is the arrow that points to the right side of the upper left triangle. In the National stamps these lines are fine and regular; in the Continental they are usually worn to the extent that this side of the triangle often appears to be without lines, although the remains of these lines usually can be seen with a glass.

C—Arrow No. 3—This is the arrow that points to the “V” line of the upper left triangle. It is true that on most of the Continental printings this line of color appears to be stronger than on the National printings.

D—Arrows No. 4 & 5 are the arrows that point to the areas directly under the “U” of U. S. and the “E” of POSTAGE. On the National printings the fine lines in both of these areas can easily be seen as they are clearly printed, but in the Continental printings these areas often look very white, as the fine lines have worn away to the point where little or no ink was deposited in these spots.

E—The remaining arrows on the illustrations, all pointing to the sides of the three remaining triangles, point to the portions of these triangles that, in the Continental printings, are almost invariably more devoid of color than the same areas in the National printings. The firm lines common to the National printings have usually disappeared, or nearly disappeared, in the Continental printings.

The 15c exists with the Continental grill.

All of the preceding information about the 15c Continental stamps was reported or written by me some 20 years ago. In the past few months I have again become interested in this stamp and have given it considerable more study. Here is what I have found:—I have examined a number of 15c stamps, on Hard paper and many with the Continental Imprint, that show what *appears* to be considerable wear in the fine lines as described earlier. I particularly want you to remember my choice of the word “appears”. I have discovered that every stamp I now and long have called “Continental”, with the exception of the stamps on ribbed paper, lacks not only the fine lines in the triangles and around the lettering on the stamp but they also lack the very fine line that goes across the stamp, at the top, over the letters “OS” of “Postage”. At the same time, every stamp I now and have long classified as “Nationals” shows a complete fine line in this same area.

It has long been claimed, and it was so stated by John Luff and other students, that Ribbed paper was used only by Continental. Luff said that Plate 31, (the Continental plate), was used on some of this paper and my friend Elliott Perry has told me such a block existed in the Ackerman collection. The stamps printed on this paper look very much like National printings with all the fine lines showing. Ribbed paper can easily be seen when it is held at an angle to a good light. I believe all Ribbed paper 15c are Continental printings.

The 15c Continental exists on Soft paper although all Soft paper stamps are currently classified as American printings by the various stamp catalogs. This is not a completely correct classification but it may be justified on the grounds that it is a practical classification as far as most collectors are concerned. I find no fault with this reasoning although an explanation in the catalogs could let any collector have a fair chance to recognize these stamps. These Soft paper Continentals were printed late in the life of their contract, probably late in 1878, and they are printed in the Yellow Orange shade typical of the Hard paper Continental printing. They all lack the fine lines and the line over the “OS”. There really is no difficulty in recognizing them.

The 15c American printings, all of course made after the Continental printings, show the fine lines in the triangles, around the words, and have the fine line over the “OS” despite the fact they were all printed from Plate 31, the only plate used by Continental to print their 15c stamps. The lines missing on the Continental stamps are on the American stamps and of course there has to be a reason, or more than one reason, why this is true. A little further along I will explain why and how I believe this happened.

I have stressed the *apparent* wear on the Continental plate. This apparently was not a gradual thing, although some stamps show more “wear” than others, but appeared, as far as I have been able to determine, to be a well-worn plate as soon as, but not before, the Ribbed paper printing was finished. The quantity printed of the Ribbed paper stamps is not known but an examination of any unpicked lot will reveal it was a very small portion of the total printing. It seems incredible to me that any appreciable amount of wear could have occurred in printing the Ribbed paper stamps.

The next three paragraphs were in the philatelic press of 70 years ago.

“Continental Bank Note Co. Print. Steam-Roller press, 1873-1877/Steam-roller press method was, in those days, a method inferior to that of the hand-roller press previously used, and in a worn state of the plates the poorer workmanship was immediately apparent in the stamps produced. Slight differences in the ink also help in distinguishing National from Continental prints. The 15c light orange is often so light as to be almost a yellow. The print is rough and shows nowhere the clear printing lines of the National. On the 24c purple of the Continental printing, the lighter shade of this stamp shows, on close inspection, poor workmanship. The 30c Continental, in gray black instead of the dead black of the National, appears as a slightly rougher print. The 90c

rose Continental is lighter than the carmine of the National and the print is more rough."

"A great deal of fault was found with the series of stamps as first printed by the Continental Bank Note Company on steam-roller presses. Government officials apparently criticized the stamps severely, and when the contract was let the second time to the same company, the use of hand-roller presses was required. There was an immediate change for the better in the appearance of the series; very evident indeed when the stamps are placed side by side with those previously printed. The Continental stamps printed from 1877-1879 by Hand-roller press are considered better printings than those printed by Continental from 1873-1877 but they are not as good as the National printings.

The stamps printed by American from 1879-1885 are not as good as those printed by Continental on hand-presses from 1877-79. The soft paper used by American, while poor for use on hand-roller presses, paved the way for the use of Steam-roller printing which was allowed in the contract of 1885 and thru their use better printing was again obtained." The 90c American was poorly printed in comparison with previous printings—possibly the plate was not in very good condition.

Why do all normal Hard paper Continentals, (in my opinion), appear to come from a well-worn plate? It seems to me that all the evidence points to the *method* of printing. I doubt very much if the poor printing was caused by poor printers for I do not think such work would have been tolerated under normal circumstances. Why then did Continental put out poor work? I believe the answer could be in the possibility that they were trying to print on dry rather than on dampened paper in an effort to reduce printing costs. This process had been tried, and used, in the production of paper currency at a slightly earlier date but it was eventually discarded in favor of the dampened paper process. Fine lines on an engraved plate simply will not print as well, if at all, on dry paper as they will on dampened paper.

Now this line of reasoning may be completely in error and while it would seem doubtful that at this late date the reason, or reasons, for the poor printing of the 15c Continental can be PROVED, it appears to me that the reasons lie in a combination of factors that were usually or always present. The fault, in my opinion, was in the printing and not in the plate. The fine lines of the design simply could not hold enough ink to withstand the wiping process that was used, and/or the paper was not of the proper texture, or not properly dampened, to pick up the ink of the fine lines if indeed there was ink in those lines after the plate was wiped. While it would be nice to be able to pin down the reason why the quality of these stamps was poor, it is of more importance to the collector to be able to distinguish them and that can be done.

Now the above may or may not be the real reasons for the appearance of the 15c Continentals. If you think you have a better idea don't be afraid to get it into print!

Why did Plate 31 print well as soon as it was put into use by the American Bank Note Co.? Almost certainly these stamps were printed with dampened paper which would pick up the fine lines in the design. Also, since by the time the plate was turned over to American it would naturally have had real as well as apparent wear, it very likely was re-entered by American before they printed a stamp from it and they may very well have re-entered it again before they printed their last stamps from this plate.

### PLEASE STUDY THE FOLLOWING CAREFULLY

Our discussion of the 15c has been long. I purposely left the material in this work as it was in our earlier books in order to show how these problems revolve around and around over the years. I am only one of many who have

tried to solve this problem. If you have been patient enough to read this far, it is time to boil all this down to what most collectors want and that is how to distinguish the various 15c Banknotes from each other. Here is what I believe:

**15c National:** All 15c Nationals are on Hard paper, all show the fine lines in the triangles and around the words that appear on the stamp and the fine line that shows over the letters "OS" of "Postage" is always complete.

**15c Continental:** With the exception of the stamps on Ribbed paper, which really look like National printings, the Continentals lack the fine lines in the triangles and around the words that appear on the stamp. In addition, the fine line over the "OS" is broken or completely missing. There is a small dot that appears on both the National and Continental printings, this dot being directly over the right edge of the letter "O" but at the top of the design. This dot, on the National, is in the small line at the top but it does not stand out well in contrast. On the Continental this dot sometimes stands out well because of the lack of the small line but it does not show at all on poorly printed stamps. This is true on both the Hard and Soft paper Continental printings.

**15c American:** These stamps, on Soft paper, in Orange and Red Orange shades, were printed, and well printed, all thru the life of their contract. The fine lines show and there is a line over the "OS" of Postage on American printings.

Study your 15c Banknotes. You can sort them easily and correctly.

**Shades:** Yellow orange, pale orange, reddish orange.

**Varieties:** Paper with silk fibres, Vertical ribbed paper.

**Plates:** Plate 31.

**Cancellations:** Black, blue, purple, red.

**Cancellation varieties:** Town, Supplementary Mail Type F, Steamship, Numeral, China, Porto Rico.

**Quantity issued:** Approximately 5,500,000.

**The Twenty Four Cent Continental  
(Scott 164, Minkus 129)**



**Figure 349. The Twenty-Four Cent Continental (?)**

It is quite possible that this stamp should be dismissed with the remark made by the old farmer when he first saw a giraffe which was "There ain't no such animal." Whether or not there actually is such a stamp as a 24c Continental, or whether or not certain 24c stamps are Continentals, has been the source of a thousand arguments.

It is known that 365,000 24c Continentals were printed and turned over to the Stamp Agent sometime between January 1 and June 30, 1875. They were printed on the old National Plate No. 21 which was not, so far as anyone knows, altered in any manner from the state in which it was received from and used by the National Bank Note Co. However, it is not known whether any of the 365,000 Continentals were issued to any of the post offices as no 24c stamps were issued to post offices after June 30, 1875. It is known that in 1885 the remainders of the 24c stamps were destroyed. The total of these remainders was 364,950 stamps which was just 50 less than the number of stamps that were printed by Continental. Now it does not necessarily follow that all of these remainders were 24c Continentals. Shipments of 24c stamps to post offices during the time that the 24c Continentals were available may or may not



have been made from the Continental printings. The supply of Continentals available was much larger than the shipments to the post offices so it seems certain that at least a fair proportion of the remainders were Continentals. While it is not impossible that all of the remainders were Continentals this does not seem probable to me.

We note by the U. S. Specialized Catalogue that Scott's apparently do not list the 24c Continental except with the Continental grill. I draw this conclusion from the fact that it bears no price and does not even have a dash in place of the price as is the usual practice when a stamp is listed but no specific valuation has been placed upon it. Mr. Hugh Clark, in a letter to the author, stated that he did not feel sure enough of the existence of this stamp without the grill to list it. It has been called to our attention that so far as is known, or at least so far as has been made public, there is no proof that the 24c stamp listed with the Continental Grill is a Continental printing. Since the Continental grill must be considered experimental, to say the least, there is no reason to feel certain that the single known copy of the grill was placed on a 24c Continental. It may be—or it may not. If it can be proven to be on a Continental printing it seems that the stamp should be examined by competent existing experts to determine, once and for all, if any differences exist between the 24c Nationals and the 24c Continentals.

Collectors have tried for years to classify the 24c Continental by means of color, or by means of the paper, but no factual evidence that has yet been brought to public notice seems to offer much real hope along either of these two lines. The whole thing seems to boil down to the unfortunate fact that apparently no living collector really knows, from observations made at the time of issue, on what paper or in what shade the 24c Continentals were printed. It might be that a difference in the gum of the National and Continental printings could enable us to separate the printings on unused stamps. As a matter of fact the Continental printings of the various denominations were not generally known to exist until about 1896 when they were listed in Scott's Catalogue for the first time.

One of the best articles that have yet appeared on the 24c Continental appeared in "Stamps" magazine, written by Edwin Milliken. We take the liberty of quoting from this article which is entitled "Did the Continental Bank Note Co. print the 24c Winfield Scott?" The article follows:

"Like a hardy perennial this question breaks into a purple bloom at regular intervals. The latest is contained in George Sloane's notes in STAMPS, which include Elliott Perry's statistics on quantities and distribution of this value. There is a relatively important point not mentioned in his informative article. That is that the only sure way to establish the authenticity of a Continental printing is to identify a copy printed on paper known to have been used exclusively by that company.

Accepting Perry's statement that the last delivery by the stamp agent was made by June 30, 1875, it is not necessary to consider the several major varieties of paper used by the Continental Bank Note Co. after that date. Many years of quite intensive search by this writer and other specialists in the Bank Note issues have, however, failed to produce a 24c printed on one of these papers. It incidentally did result in the greater reward of finding that, taken as a whole, the papers on which the Continental product was printed were the finest quality used on U. S. regular issues; also that the major varieties of these papers used (separately) by both the Bank Note companies were remarkably interesting, and readily identifiable.

Of the papers used by the Continental Co. BEFORE June 30, 1875, four varieties are not difficult to identify; three of these were used exclusively by them and no copy of the stamp in question is known on any of these; these papers are vertical ribbed, horizontal ribbed and double (soft) paper. However, and this is the central important point, 24c specimens are readily found printed on the remaining paper variety.

This paper WAS USED BY BOTH COMPANIES. The 24c printed on it offers the only tentative evidence, for what it is worth, of a possible Continental printing. This paper shows easily, under glass; short silk fibres, usually in black but often in tan and red also; they are not large and are found 3 or 4 to the stamp and less

frequently up to 6 pieces. This variety should not be confused with the major variety silk paper listed in Scott's Specialized; it was used in 1876-7 and contains all black fibres in very many pieces.

The writer has found more than one shade of 24c on paper showing the few silk fibres, but attaches no significance to this in the belief that the purples of this stamp, or some of them, may be changelings. Against the probability of a Continental printing on this paper is the fact that it was used much more exclusively by the predecessor contractors, the National Bank Note Company than by the Continental.

Collectors who wish to complete their 1873 spaces can place such a specimen here marked with a big question mark. That is as near to a 24c Continental as they are likely to find."—Edwin Milliken.

Just a few words as quoted by Elliott Perry in Pat Paragraphs of November 1937—"24c stamps with silk fibre exist that were used BEFORE any of #164 came off the press and the particular kind of silk fibre which is peculiar to Continental Bank Note stamps did not come into use until AFTER all of #164 had been printed." Perry is here quoting another well-known student of the Bank Note stamps, Warner Bates.

In other words, both Milliken and Bates state flatly that the silk fibre method of identification has thus far not proven to be of value.

It does seem obvious that if the 24c Continental exists, and can be positively identified, such identification must come thru the paper used. Colors are too fugitive on this stamp to be of much value unless the composition of the inks of the 24c Continental and the 24c National were so different they could be distinguished with the aid of chemistry, light rays, or some other reliable process. While it is true that some 24c stamps are to be found in unusually deep shades (we have seen several in a Deep Bluish Purple) there is, so far as we know, no factual evidence that has ever been offered that would prove that these are other than National printings. They are very much different in shade than the normal National printings but this in itself proves absolutely nothing.

Some time ago the author had a long talk with the late Y. Souren regarding the 24c Continental and he informed us that he had discovered important information regarding this item. He informed us in his letter of November 18, 1940, that the solution of the problem of the 24c Continental is now known to him. We quote from his letter: "Through the work we have done we have determined definite proof of the existence of Continental printings of the 24c stamp, not through Luff's book but through direct research, and, furthermore, we are able to demonstrate that certain stamps are the Continental printings. It is quite possible that other 24c stamps may be Continental printings but we have confined our studies to those which can be identified positively as such." Mr. Souren goes on to say: "I will say this much, however, that printing and color have nothing to do with the identification of the 24c. The answer lies in the paper alone and it is not a simple problem. It is one which has upset all theories of students, and the confusion has resulted over the character of the ink which was used."

Other students have worked so long and so hard on this problem of the 24c Continentals that whatever theory or proof Mr. Souren had, if it ever becomes known, will be subjected to the most minute scrutiny and of course, until the accuracy of his statement has been demonstrated, we can offer no comment on them. Naturally we are very hopeful that the true solution is at hand.

We have been given to understand that this information will eventually be made available in complete detail to collectors and we are naturally anxious to learn these details. Whether or not it will ever be possible for the average collector to tell the Continentals from the Nationals is a question the author cannot answer. Mr. Souren, as the founder of the Philatelic Research Laboratories, had the finest and most complete equipment yet assembled for the study of stamps and informed us that considerable technical knowledge and equipment is necessary for the detection of the 24c Continentals by the method

he used, it unfortunately is true that for most of us the problem of the 24c Continental is as difficult as ever.

It is my opinion that if a positive solution is ever found for distinguishing used copies it will be found in a variation of the fibres that have long been called silk fibres. Clarence E. Taft has done some excellent scientific work that proves that some so-called "silk" fibres are cotton or linen. This avenue of exploration seems to offer considerable promise.

For some years, many collectors tried to locate a 24c Continental by trying to find a 24c with a secret mark such as exists in the 24c Continental Die proof. This consists of a strengthening of the lines in the rays of the lower right hand star. However, no plate was made by Continental and all of the 24c Continentals were printed from the old National plate so it is hopeless to hunt for secret marks on this stamp.

Scott lists this stamp with the Continental Grill. Scott's do not now (1966) assign a price to this item but listed it at \$5,000 in 1947. We regret that we are unable to give any personal information or opinion regarding this particular item as we never have seen it. It was sold as "the only known copy" in the famous Worthington sale in 1916.

As has been indicated on various occasions, both vocally and in print, the author's opinion of the Continental grills is not too high. So far as we are concerned, we believe that they and all other items now listed as "It is doubtful that so-and-so was regularly issued" should be relegated to their proper places among Proofs and Essays, or, if they do not belong there, to a section headed (mercifully) as "Miscellany." Well, this should be enough space to devote to a stamp whose very existence is as yet in considerable doubt!

Most collectors seem to think that if they can find a copy of this stamp in a real deep purple shade that they will have the Continental stamp. It is the author's opinion that if the Continentals ever are positively identified they probably will be found in the lighter rather than in the darker shades. The plate should have begun to wear somewhat by the time it was used by Continental and because of this, plus the fact that the workmanship on the Continental prints was generally not as good as it was on the Nationals, a close study of the impression should be of some help in determining who printed the stamp. We should judge that a stamp whose color was light, and whose impression was poor, (particularly in the border of the stamp), has a far greater chance of being a Continental printing than does one of whose color is rich and whose impression is fine. Twenty years after writing the preceding line, I ran across the following in Vol. 4 of "The Post Office" edited by the late Henry Gremmel who in 1894 stated, "Selecting a dark and light shade of this stamp, the collector has the only two prints made from it; the darker belonging to this (National) series. Thus the 24c National". It is now 70 odd years later and I find myself in agreement with Gremmel.

Ashbrook stated "It is my own personal opinion that there are just about as many 24c Continentals in collections thruout the country as 24c Nationals, but I know of no way in which 24c Continentals can be positively identified as such." He also felt that many copies of the 30c and 90c on hard paper, without grill, could well be listed under one heading with the notation to the effect that these stamps on hard paper cannot be positively identified by color alone. I think the safest bet in the world would be to bet that the 10 best qualified experts would never independently all classify a mixed lot of twenty 30c and twenty 90c exactly the same.

**Shades:** Light or dark purple. (?)

**Varieties:** (?)

**Plates:** Plate 21.

**Cancellations:** (?)

**Quantity issued:** (?)

### The Thirty Cent Continental (Scott 165, Minkus 130)



Figure 350. The Thirty Cent Continental.

This stamp can be told from the National printing only by the shade of the stamp which is gray black or greenish black instead of the black or full black of the National printing. They are considerably more common than the Nationals. Since the American Bank Note Company printed this stamp on soft paper the paper of the stamp must be checked for only the stamps on hard paper are considered Continentals.

It is unfortunate that these shade differences are so slight because it is difficult to separate the Continental and National printings. If you own, or can examine a National with a genuine grill, you can fix the color of the Nationals in your mind. We have found that it nearly always has been true that whenever we were momentarily in doubt as to whether a 30c was the real black or was a shade of the Continentals, it turned out to be a Continental!

When this stamp is found on cover it almost always is on a legal size cover. Actually I cannot remember seeing it on a small cover but it probably so exists.

The stamp is occasionally seen with a New York Foreign Mail Cancel, as is shown in Figure 350. A nice red cancel is beautiful on this stamp.

The 30c comes with the Continental grill.

**Shades:** Gray black, greenish black.

**Varieties:** Double transfer, Double paper, Ribbed paper, Paper with silk fibres.

**Plates:** Plate 22.

**Cancellations:** Black, purple, blue, red, brown, magenta.

**Cancellation varieties:** Town, Steamship, Supplementary Mail Type E or F.

**Quantity issued:** 2,050,000.

**The Ninety Cent Continental (Scott 166, Minkus 131)**

**Figure 351. Small Die Proof.** (Courtesy J & H Stolow).

It is the author's opinion that the 90c is the most difficult of the Continentals (disregarding the 24c), to distinguish from the Nationals.

This stamp was printed from the same plate as the 90c National and so far as has ever been discovered, no secret marks were added to the plate although it is known that secret marks were added to the die. The 90c Continentals can be distinguished from the 90c Nationals (and here we feel like saying "if they can be distinguished") only by slight color differences or, possibly, by some paper difference. The commonly accepted shades for the 90c Continentals are Rose Carmine and Pale Rose Carmine. So far as is known, this stamp was not issued until sometime in 1874.

We do not believe figures are available that tell us the total number of 90c Continentals issued but we can say that the stamp in used condition is somewhat more scarce than the 90c National. Our opinion is that there are about 3 used Nationals to 2 used Continentals in existence today. Perhaps the ratio may be even somewhat higher. So far as the mint copies are concerned the mint National is much scarcer than the mint Continental. This probably is due to the fact that in February 1899, the 90c Continental appeared again on sale at the Washington, D. C. post office. A clerk in the stationery division of the Treasury Department found five sheets of 100 of these stamps in his stock and, since the Treasury Department had practically no use for these high values, they were exchanged for their face value in the then current 5c stamps. The discovery and sale of these 500 stamps, practically all of which were obtained by collectors and dealers at the time, was sufficient to drive down the catalog price from \$15 to \$5 where it remained for a number of years.

This stamp is very difficult to find on cover and all such uses known to us are on legal size covers.

**Shades:** Rose carmine, pale rose carmine.

**Varieties:** None.

**Plates:** Plate 23.

**Cancellations:** Black, blue, purple, red.

**Cancellation varieties:** Town, Supplementary Mail Type F.

**Quantity issued:** 197,000 (estimated).

## Chapter XXIX

### THE STAMPS OF THE AMERICAN BANK NOTE COMPANY ISSUE OF 1879 ON SOFT PAPER

As we indicated earlier in our discussion of these issues of the various Bank Note Companies, the American Bank Note Company took over the Continental Bank Note Company on February 4, 1879. The stamp contract held by Continental apparently was just assumed by the American Bank Note Company and was fulfilled by them. The old stamp plates, formerly used by Continental, were taken over by American and some of them were used by American.

Although there are exceptions to the rule, it is sensible for all except very advanced students to classify all Bank Note stamps on soft paper as "American" printings.

The gum of these stamps generally was rather yellowish but it varied so much that it sometimes is found in brown shades and some of the late printings have nearly white gum.

#### The One Cent American (Scott 182, Minkus 132)



Figure 352. The One Cent American.



Figure 353. The well-known "Glen Allen" Star cancellation.

This stamp shows the secret mark of the One Cent Continental and is identical with it except for the fact that it is printed on soft paper.

These 1c stamps were printed from at least one of the Continental plates, Plate 301, and from new plates laid down with the use of the Continental transfer rolls or transfer rolls made from Continental dies. The plates made and used by American carried the imprint "AMERICAN BANK NOTE COMPANY" in shaded capital letters while the plate numbers were in small italic numerals.

**Shades:** Dark ultramarine, blue, gray blue.

**Varieties:** Double transfer.

**Plates:** Plate 301 (Continental), and Plates 319, 320, 327, 328, 336, 337, 344, 353, 354, 355, 356.

**Cancellations:** Black, blue, purple, magenta, red, green.

**Cancellation varieties:** "Paid," "Ship," Numeral, Railroad, Supplementary Mail Type F, Black Carrier, Blue Carrier, China, Printed Pre-cancellation "Glen Allen, Va." Star.

**Quantity issued:** Estimated at 590,000,000.


**The Two Cent American, (Scott 183, Minkus 133)**

Figure 354. The Two Cent American.



Figure 355. A Double Impression. (Ex-West collection).




Figure 356. Used as a revenue stamp. (Ex-Newbury collection).



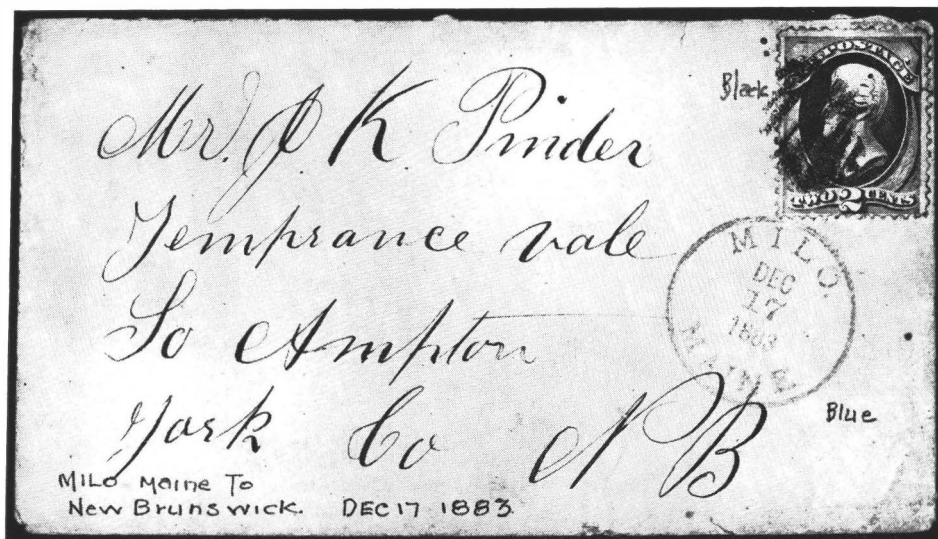


Figure 357. The 2c Vermilion, the American Bank Note Company printing on soft paper, paid the full fee on this letter from the U.S. to Canada. The Convention between the two countries of February 1, 1875 provided that the domestic rate of each country should apply to mail exchanged between the two. On Oct. 1, 1883 the U.S. domestic rate was reduced from 3c to 2c per  $\frac{1}{2}$  ounce so of course this cover mailed on Dec. 17, 1883 took the new 2c rate. (Ashbrook photo).

This stamp was printed from two of the plates made by Continental, and from American plates made thru the use of Continental transfer rolls, or transfer rolls made from Continental dies, so these stamps show the "secret mark" found on the Continental 2c stamps.

While the stamp usually can be told from the Continental 2c by the color, which normally is lighter on the American stamp, of course the true test lies in the paper which is soft on the American printings. It is a fact that a considerable number of these stamps are found on the so-called intermediate paper that generally is considered to have been used by Continental sometime in 1877-1878, the shades of the 2c stamps found on this paper incline us towards the belief that such stamps may have been printed by American after they took over the contract.

A fine range of fancy cancellations can be found on this stamp and when they are well-struck they show up extremely well due to the color of the stamp.

The stamp is known; but the use is very rare, bisected and used as 1c on a cover.

**Shades:** Vermilion, orange vermilion.


**Varieties:** Double impression, Double transfer.

**Plates:** Plates 296, 297 (Continental), Plates 338, 339, 391, 392, 393, 394, 412, 413.

**Cancellations:** Black, blue, purple, magenta, red.

F, Black Carrier, Blue Carrier, China, Printed Precancellation "Glen Allen, Va." Star.

**Quantity issued:** Estimated at 440,000,000.

**The Three Cent American (Scott 184, Minkus 134)****Figure 358. The Three Cent American.**

Usually the only difference between this stamp and that of the Continental 3c is in the paper, which is soft paper on the American printings. The stamps were printed from three or more of the plates used by Continental, and the plates made by American produced stamps identical to those produced by Continental except for the paper used for the stamps.

There is some reason to believe that some of the stamps printed by the American Bank Note Company do not have the normal secret mark because an American plate may have been reentered with a National transfer roll. This would cause an alteration of the secret mark. This interesting idea, advanced by George E. Hargest in the November 1957 *American Philatelist* is believed by me to have considerable merit.

**Figure 359. The beautiful "Waterbury Leaf" cancellation (Ex-Newbury collection).**



Figure 360. 3c American on cover to Canada. Cancelled with a nice strike of "N. York Steamship". (Courtesy Wm. O. Bilden).

This stamp does not come in as many shades as does its predecessor printed by Continental, which may be due not only to the nature of the inks used, but to the fact that the paper was soft instead of hard.

The stamp is known imperforate, in pairs, in unused condition, but there is little reason to believe that this is other than a finished proof. A great many of these fancy varieties came on the market thru the efforts of one party and we say that these items that came from the files of the Bank Note companies and not thru a post office should be placed in that portion of the catalog in which they belong.

A 3c American used from Boston on Feb. 20, 1883 sounds very unexciting until one learns the cover was addressed and autographed by Oliver Wendel Holmes. It pays "to look beyond the stamp".

**Shades:** Green, light green, dark green.

**Varieties:** Double transfer, Short transfer.

**Plates:** Plates 292, 309, 310 (Continental), Plates 311, 312, 321, 322, 323, 324, 329, 330, 334, 335, 340, 341, 341A, 342, 343, 345, 346, 347, 348, 349, 350, 350A, 351, 352, 357, 358.

**Cancellations:** Black, blue, magenta, purple, brown, violet, red, green.

**Cancellation varieties:** "Paid," "Free," Numeral, Railroad, Steamboat, Supplementary Mail Type F, Black Carrier, China, Printed Precancellation "Glen Allen, Va." Star.

**Quantity issued:** Estimated at 1,335,000,000.


**The Five Cent American (Scott 185, Minkus 136)**

Figure 361. The Five Cent American.

This stamp is considerably more common on the soft paper of American printing than is the 5c printed on hard paper by Continental. It seems to the author that these stamps generally come in better condition than do the Continentals. The great bulk of these stamps were used on mail to Europe since the rate to countries belonging to the Universal Postal Union became five cents on July 1, 1875. For that reason, these stamps have always been common in the European stamp centers.

Used blocks are considerably easier to find in the American printing than in the preceding printing made by Continental. We estimated that the American 5c is perhaps a half dozen times as easy to find in a used block as is the Continental but it is nearly as difficult to find in unused condition as is the Continental. We are tempted in cases like this to quote current dollar values but these eventually mean so little that it is our suggestion that when we make comparisons it may be well for our readers to check them against current prices as found in dealer lists, auction realizations, and the Standard Catalog quotations.

The stamp is singularly free from plate variations although trivial variations may be found.



Figure 362. Five Cent Deep Blue, Special Printing of 1880.




Figure 363. 5c American on a cover to Germany. (Courtesy Wm. O. Bilden).

**Shades:** Blue, light blue, bright blue, dark blue.

**Varieties:** None.

**Plates:** Plate 306 (Continental) probably used, Plates 325, 326, 379, 380.

**Cancellations:** Black, blue, purple, magenta, ultramarine, red.

**Cancellation varieties:** Railroad, Numeral, Supplementary Mail Type F, "Steamship," China, Panama, Peru.

**Quantity issued:** Estimated at 42,000,000.

**The Six Cent American (Scott 186, Minkus 137)****Figure 364. The Six Cent American.****Figure 365. A nice copy cancelled in New York.****Figure 366. A remarkable "Skull and Bones" cancellation (Ex-Newbury collection).**

The light shades of this stamp, coupled with the fact that it is printed on soft paper that absorbs a great deal of the cancelling ink, makes this a particularly difficult stamp to obtain in really superb condition.

The stamp of course shows the secret marks of the Continentals as Continental Plate 305 was used, Plate 304 probably was used, and so far as is known no American plates were produced.

**Shades:** Pink, dull pink, brown rose.

**Varieties:** None.

**Plates:** Plates 304 (?), 305 Continental.

**Cancellations:** Black, blue, purple, magenta, red.

**Cancellation varieties:** Supplementary Mail Type F, Railroad, Numeral, China.

**Quantity issued:** Estimated at 23,650,000.

**The Ten Cent American (Scott 187, Minkus 138)  
Type I, without secret mark**



**Figure 367. The Ten Cent American without "Secret Mark."**

We find that two types of the Ten Cent stamp exist in the American printing. Type I is like the National printing in that the ball at the right is without the secret mark while Type II has the secret mark of the Continental printing. An early date of use is on record as June 11, 1880.

For some reason or another, blocks of Type I are extremely rare. The Standard Catalog indicates the existence of the block and even of pairs only with a dash instead of a quoted price. Even the great sale of the world-famous Arthur Hind collection failed to produce a block of this stamp. Elliott Perry, who has spent a great deal of time studying this stamp, has had a mint block of Type I and also a mint block showing Type I and Type II in combination. He has informed me that he knows of the existence of a used block showing these stamps in combination. We have seen used pairs showing the two types in combination and in these pairs there was no trace of a secret mark on the one stamp but the secret mark was clear and strong on the other.

It is believed that plates 302 and 303 contained only Type II at the beginning of their use by American but sometime during their use certain copies that were without secret marks came from these plates.

Plates #377 and #378 are not known to have produced any stamps with the secret marks. Although there is no evidence that would indicate that either of these two plates, #377 and #378, were re-entered, and it is our understanding that the foremost student of these stamps, Elliott Perry, does not think they were re-entered, we think that it is interesting to note that a few positions on one or both of these plates COULD have been re-entered with a Continental transfer roll and this COULD have produced Types I and II in union with each other. Another possibility is that the curved line that makes up the secret mark could have filled up with dirt or ink on a few positions at one time or another; thus stamps with and without the secret marks could have occurred in pairs. Still another theory that has been advanced to us is as follows: "A steel plate might conceivably have been tempered so that the surface would be of uneven hardness. Therefore, the impression of the transfer roll would vary according to the hardness of the plate at a given point, provided identical pressure was used for transferring each subject. This point, we believe, explains the presence and absence of the secret mark on the American plate of the 10c for certain subjects show a full secret mark, others traces of the mark,

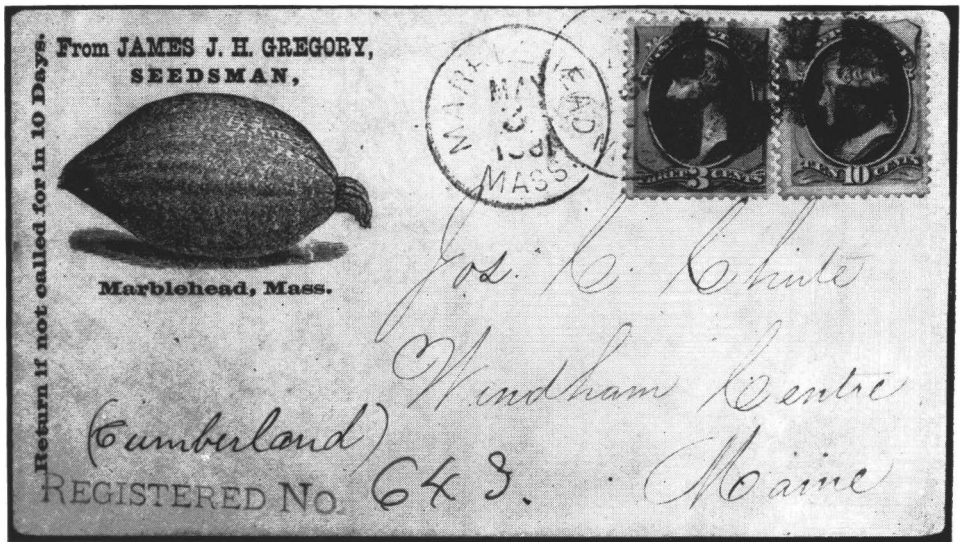


Figure 368. A nice advertising cover with a 3c American and a 10c American without the "Secret Mark" paying the 13c rate for this Registered letter. (Courtesy Wm. O. Bilden)

and still others without any such trace." We cannot subscribe to this idea in any particular because it is perfectly obvious that if the secret mark, which probably was the deepest line in the whole stamp, failed to transfer to the plate, then most of the balance of the design around the secret mark would have failed to transfer. Examination of the stamps which fail to show the secret mark does not show this to be the case. About the only theory left regarding the missing secret mark is the old theory about the secret mark wearing away, but we cannot subscribe to this theory any more than we can to the one just given, as it is again obvious that if the secret mark wore away the rest of the lines around the secret mark would have disappeared before the secret mark itself wore away. Since this did not occur we naturally hold no brief for the theory. The possibility that the fine curved line broke away from the transfer roll has been considered. An examination of the stamps indicates that such is not a probability, and, in the case of the extremely faint, but complete, lines that can be observed on many of the 10c Americans, it hardly is a possibility. It seems not improbable that much of the variation in the appearance of this curved line is directly caused in the printing. The author and Stanley B. Ashbrook discussed this problem at some length and one of the possible solutions we considered is the very interesting theory that a portion of one or both of Continental plates #302 and #303 were re-entered with a National transfer roll that might partially, and variously, altered or obliterated the secret mark due to the pressure of this operation closing or partially closing the line of the mark in the plate. This theory is worthy of real study. So far as the various theories are concerned—take your choice of the above or devise a new one.

**Shades:** Brown, yellow brown.

**Varieties:** Double transfer.

**Plates:** Plates 302 (?), 303 (?), Plates 377, 378.

**Cancellations:** Black, blue, magenta.

**Cancellation varieties:** "Paid," Supplementary Mail Type F, China.

**Quantity issued:** Estimated at 16,000,000.



**Type II (Scott 188, Minkus 139)**

Figure 369. The Ten Cent American with "Secret Mark."



Figure 370. It is unfortunate that this 10c American strip does not show the secret marks, and the lack of them, clearly. Take my word for it that they vary from fair to weak, to missing entirely! (From the well-known specialized collection of Allen Seed, Jr., who furnished this illustration).



Figure 371. A scarce used 10c American block of 6 that has the secret mark running from good to weak to missing. A fine item in the Allen Seed, Jr. collection. One stamp has a good mark, one has a light mark, 2 have very faint traces of the mark while 2 show no mark whatsoever. (Photo courtesy Allen Seed, Jr.).

We have little to say about this stamp that has not been said in the information given in our discourse about Type I except that used blocks are not rare as is the case with the Type I stamps. Pairs exist in which one stamp has, and one stamp does not, have the secret mark.

The stamp is known used as early as Feb. 22, 1879.



Figure 372. A vertical pair imperforate between. (Courtesy J. Eldridge Huffman).



Figure 373. A strip of 4 of the American Printing with the right two stamps imperforate between although very faint traces of the pins can be seen in a few spots. All stamps with strong secret mark. (Photo courtesy Allen Seed, Jr.).

A used horizontal block of 6 was in the Caspary Sale of 1956 and it was described as with "faint secret marks".




Figure 374. Two 10c American stamps, each with a strong "Secret Mark" used from New York to Vera Cruz, Mexico. Carried by the Steamship "City of Merida". (Courtesy Wm. O. Bilden).

**Shades:** Brown, yellow brown, black brown.

**Varieties:** Double transfer, Cracked plate.

**Plates:** Plates 302, 303.

**Cancellations:** Black, blue, ultramarine, purple, magenta, red, green, deep violet.

**Cancellation varieties:** "Paid," Supplementary Mail Type F, Guadeloupe.

**Quantity issued:** Estimated at 22,000,000


**The Fifteen Cent American (Scott 189, Minkus 140)**

Figure 375. The Fifteen Cent American.



Figure 376. Illustration showing printing details.

It is believed that all of these stamps were printed from Plate 31 which had been made and used by the Continental Bank Note Company but which



Figure 377. Plate and Imprint strip of 8 with "SAMPLE" overprint. Stamps in Blue with Red overprint. (Courtesy Robt. A. Siegel).




Figure 378. A plate and Imprint strip of 8 with "SAMPLE" overprinted in Blue by the American Bank Note Co. (Courtesy Robt. A. Siegel).

had been turned over to American at the time of the consolidation of these companies.

It is quite possible that this plate was given a cleaning treatment before it was put to use by American because the plate, in many cases, produced stamps that from the standpoint of the appearance of the design appeared more like Nationals than Continentals. It is understood, of course, that these American printings were on soft paper and that is the way they are distinguished from the earlier printings of the 15c which are on hard paper on both the National and Continental printings. It may be due to the use of soft paper that many of the lines that had failed to show on Continental printings again became plainly visible.

This stamp is much more common than the 15c stamps that preceded it and while it usually can be distinguished by the shade, the positive test lies in the paper. The softness of this paper has resulted in a great many of the stamps of the American Bank Note Company becoming thinned where hinges have been removed and the 15c certainly offers no exception to this fact. It certainly is true that many of these stamps now in collections will, upon careful examination, show a thin spot.



Figure 379. Two fine copies with "Star" cancellations.

The best shade of red orange stamps were used in 1887 or later and at that time the plate showed little sign of wear.

A full O. G. sheet of 100, from Plate 31, was in the Col. Green Collection.

**Shades:** Red orange, orange, yellow orange.

**Varieties:** None.


**Plates:** Plate 31 (Continental).

**Cancellations:** Black, blue purple, magenta, ultramarine, red.

**Cancellation varieties:** Steamship, Supplementary Mail Type F, China, Japan.

**Quantity issued:** Estimated at 14,750,000.

**The Thirty Cent American (Black) (Scott 190, Minkus 141)**



**Figure 380. The Thirty Cent American.**

The American 30c stamp was printed on the soft paper used by that company so it can easily be distinguished from the printings of the preceding companies. It was printed in a Full Black and in a Greenish Black with the first shade being the more common of the two.



**Figure 381. A striking example of paper shrinkage.**

The American Company may have used the National Plate #22 which had been used by its predecessors but there is some question about this. It is known that they made and used a new plate, American plate #405. Although it is stated that the Continental Bank Note Company added secret marks to DIE of the 30c by joining the lower lines and the shield, (this probably was a secondary die), they made no plate with the secret mark. When the American Bank Note Company made plate #405 they must have used the old National transfer roll, or a transfer roll made with the use of the National die (providing it had not been changed by Continental) as the new plate made by them does not have any secret mark so far as anyone has been able to discover.

A full pane of 100, in the full black shade, bearing Plate No. 405, was in the Green Collection.

Strangely enough, this stamp is not particularly scarce on cover although of course most of these are large covers.

**Shades:** Full black, greenish black.

**Varieties:** None.

**Plates:** National Plate 22 (?), Plate 405.


**Cancellations:** Black, blue, purple, magenta, red.

**Cancellation varieties:** Steamship, Supplementary Mail Type F, Samoa Tahiti.

**Quantity issued:** Estimated at 4,000,000.



**The Thirty Cent American (Orange brown)  
(Scott 217, Minkus 142)**



**Figure 382. The Thirty Cent American in Orange.**

Late in 1887, or very early 1888, the color of this stamp was changed from black to orange brown. The earliest known use in the orange brown is January 3, 1888.

We do not know the reason for the change in the color but it made a more handsome stamp than the 30c stamp printed in black. As might be expected, the lighter color makes fine used copies difficult to find and I doubt if one in a hundred could be rated as superb.

Except for the color, this stamp is identical with the 30c American that was printed in black since it was produced by Plate 405 that was used to produce the black stamps.

As is normal for stamps of the higher denominations, nearly all of these stamps, when found on cover, are on large legal size envelopes.



**Figure 383. Imperforate pair.** (Courtesy H. R. Harmer, Inc.).

The stamp is known in an imperforate O. G. block of 4 but this item was not issued and should be considered as a proof. A block of four of this imperforate was in the Col. Green Collection.

Large blocks of this stamp are known in used condition and a block of 12 was sold in the Pelander Sale of February, 1943 while there was a very fine used block of 15 in the Eagle Sale. There was a complete O. G. pane of 100 in the Green Collection.

**Shades:** Orange brown, deep orange brown.

**Varieties:** None.

**Plates:** Plate 405.

**Cancellations:** Black, magenta, blue.

**Cancellation varieties:** "PAID," "Paid All," Supplementary Mail Type F.

**Quantity issued:** Estimated at 915,000.

**The Ninety Cent American (Carmine) (Scott 191, Minkus 143)****Figure 384. The Ninety Cent American.**

This stamp was printed only from the old National plate, Plate 23, but it can easily be identified as it is on soft paper whereas the Nationals and Continentals printed from this same plate are on hard paper.

This item exists imperforate, in pairs and blocks, but they were not regularly issued and should not be considered as stamps but as finished proofs.

In the author's opinion this stamp is the most common of the 90c Bank Notes in used singles and of course it is well established that it is the most common in block form, both in used and unused blocks. We have seen several large used blocks and know of one block of 20, used and on a piece, that was sold in the Benno Loewy Sale in 1920. There was a used block of 10 in the Pelander Sale of Feb. 1943, and a very fine used block of 14 was sold in the Eagle Sale held by Morgenthau in 1923.

**Figure 385. A superb used block of eight. (Ex-Newbury collection).**



Figure 386. This is an extremely large used block of 25 of the 90c American printing. Used on a registered package or very large envelope at New York. As a gamble, which would you rather have, the block or the contents that were mailed? (Ashbrook photo).



**Figure 387.** An imperforate pair. (Courtesy H. R. Harmer, Inc.).

The imperforate item was not an issued stamp and I have never heard of a used copy. A fresh O. G. pair was in the Caspary Sale of 1956.

As might be expected, the 90c stamp is very rare on cover.

**Shades:** Carmine, rose, carmine rose.

**Varieties:** None.

**Plates:** National Plate 23.

**Cancellations:** Black, blue, purple, red.

**Cancellation varieties:** Supplementary Mail Type F.

**Quantity issued:** Estimated at 215,000.

**The Ninety Cent American (Purple) (Scott 218, Minkus 144)****Figure 388. The Ninety Cent American.**

While it is probable that the color of the 90c was changed at about the same time as was the color of the 30c, it is not known used until February 28, 1888 which is nearly two months after the earliest known use of the 30c in the new color.

Since this is the only 90c printed in purple there is of course no difficulty in identifying it. It was printed from the same plate as all of the 90c Bank Notes, National plate No. 23, so there is no design difference between it and its predecessors.

It is known imperforate but since it was not issued in this form it should be considered as a proof.

Large used blocks of this stamp are known. The largest such item known to the author was a used block of 40 formerly in the Sir Nicholas Waterhouse collection. Other blocks of 27, 25, 24, and 20 are known and it is possible that other large blocks are in collectors' hands.

**Figure 389. A block of 20 of the 90c American. (Courtesy Paul Card).**

There was a complete O. G. pane of 100 in the Col. Green Collection.

**Shades:** Purple, bright purple.

**Varieties:** None.

**Plates:** Plate 23 (National).

**Cancellations:** Black, blue, purple.

**Cancellation varieties:** Supplementary Mail Type F.


**Quantity issued:** Estimated at 135,000.

**Chapter XXX**  
**THE RE-ENGRAVED ISSUE OF 1881-1882**

**T**HE officials of the American Bank Note Company having decided that certain of the plates being used by them were not giving good enough impressions, caused alterations to be made in the 1c, 3c, 6c, and 10c denominations. These stamps have commonly been called "Re-engraved" although part of the work done on them was retouching of the dies while part of the work was actually completely new engraving. The variations thus made on these stamps are easy to see and each will be explained. The work was done on duplicate dies and not on the original 1870 dies.

Luff stated that about 1881 the contractors decided to deepen the lines of certain of the designs, in order that the wiping of the plates might be made easier and heavier impressions produced.

**The One Cent Re-engraved (Scott 206, Minkus 145)**



**Figure 390. The One Cent Re-engraved. Arrows point to distinctive portions of design.**

In August, 1881, the "Re-engraved" One Cent stamp appeared. An examination of the illustrations will show the main points of difference in these stamps and their predecessors. The vertical lines outside of the medallion were



Figure 391. A fancy cancellation.



Figure 392. Comparison of points of difference on the Re-engraved stamp and any one cent stamp of the preceding issues. Stamp nearest top of illustration is the Re-engraved.

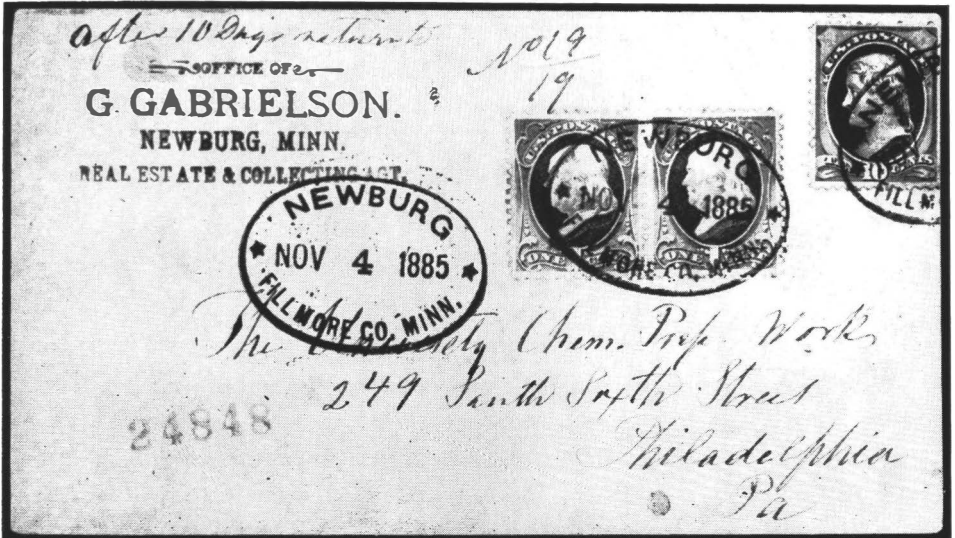


Figure 393. A pair of 1c Re-engraved and a 10c Re-engraved on a Registered cover to Philadelphia. The large cancel seems to have been pretty efficient. (Courtesy Wm. O. Bilden).





Figure 394. 1c Re-engraved paying the Circular rate on a pretty cover advertising the Pennsylvania Military Academy at Chester, Pa. (Courtesy Wm. O. Bilden).



deepened to such an extent that they appear quite solid and the background around the portrait is darkened. A sure test can be found in the foliate ornaments at the top corners of the stamp. In the ball which forms a portion of these ornaments, there is a small curve of color and certain shading lines are found in the other portions of this ornament that are not found on the stamps of either the National or the Continental or the preceding American issues.

Of the plates used for the production of this stamp, those that were used on the steam presses, Plates C497-501, D502-506, I527-531, were kept in these sets of five plates as it was necessary to keep the sets together for use on the steam presses due to the necessity of using plates showing fairly equal wear.



**This is an outlined illustration of the "Punched with eight holes in a circle" variety produced by the Douglas patent.**

**Figure 395. The Douglas Patent.**

It was on this One Cent Re-engraved stamp that the "Douglas Patent" was used. This consisted of a stamp composed of two layers of paper, the upper layer of which was very thin and punched with eight small holes which formed a circle. The stamps printed on the thin surface paper and thru the small holes on the backing paper. 10,000 sets of the 1c and 3c were ordered from the American Bank Note Company on Sept. 27, 1881 by the Post Office Department and are believed to have been sold thru the Washington, D. C. post office. This was another idea along the same lines as the Fletcher Cogwheel Punch patent and was designed for the same purpose—to prevent the cleaning and reuse of stamps. These stamps were apparently sold at the Washington, D. C. Post Office and it is said that stamp dealers purchased some at the time from this source. They are very scarce and few collectors have ever seen one. They were printed from Plates 361 and 362.

An unused block of 14, punched with the die holes of the Douglas Patent, with imprint and Plate No. 361 at the top, was sold in the Eagle Sale and a very fine block of 10, same imprint, plate number and position as the Eagle block, was in the Caspary Sale held by H. R. Harmer, Inc. in 1956.

The One Cent Re-engraved stamp was put into use in August 1881.

**Shades:** Gray blue, bright ultramarine, ultramarine, dull blue, slate blue.

**Varieties:** Double transfer, Punched with eight small holes in a circle by means of the "Douglas Patent" process.

**Plates:** Plates 359, 360, 361, 362, 363, 364, 387, 388, 389, 390, 401, 402, 406, 407, 422, 423, 424, 425, 475, C497-501, D502-506, I527-531.

**Cancellations:** Black, blue, purple, red, magenta, green, orange.


**Cancellation varieties:** "Paid," "Paid All," Numeral, Supplementary Mail Type F, Railroad, Precancelled "G," China, Printed Precancellation "Glen Allen, Va." Star.

**Quantity issued:** Approximately 3,372,279,000.

**The Three Cent Green Re-engraved (Scott 207, Minkus 146)****Figure 396. The Three Cent Re-engraved.**

The Re-engraved Three Cent stamp was delivered to the stamp agent in July, 1881 and was used as early as July 16, 1881. At first glance it resembles the American stamp of 1879 but closer examination reveals certain differences between the two stamps. The easiest identifying mark by which these stamps may be distinguished is by the shading line that surrounds the oval of the portrait which is much more narrow than on the preceding issues. Vertical lines were also added to the medallion and the shading lines were deepened with the result that the design shows as nearly solid color. Another identifying mark is a straight dash under the ribbon, immediately under the letters "TS" of "CENTS."

**Figure 397. A choice "Kicking Mule" cover. (Ex-Newbury collection).**



**Figure 398.** The right hand stamp is re-engraved. Note how narrow the shading around the oval is when compared to the stamp on the left, which is an American printing of 1879.

The Re-engraved stamps were all printed from new plates—produced by the new transfer rolls that were made from re-engraved secondary dies.

An unusual example of a cracked plate can be found on this stamp. Two roughly parallel cracks, not continuous but broken into short sections, extend from the top of the stamp at the “TA” of “Postage” and run nearly to the bottom of the stamp just to the right of the numeral.

The Douglas Patent was used on a small lot of these stamps, probably 10,000 in all, and it is understood that these were sold at the Washington, D. C. Post Office. They were all on stamps from Plate 367. A very fine imprint and bottom plate no. block of 10 was in the Caspary Sale held by H. R. Harmer, Inc. in 1956.

**Shades:** Blue green, green, yellow green.

**Varieties:** Double transfer, Punched with eight small holes in a circle by means of the Douglas Patent process.

**Plates:** Plates 365, 366, 367, 368, 369, 370, 371, 372, 373, 374, 375, 376, 381, 382, 383, 384, 385, 386, 395, 396, 397, 398, 408, 409, 410, 411, 414, 415, 416, 417, 418, 419, 420, 421.

**Cancellations:** Elack, purple, magenta, blue, brown, red.

**Cancellation varieties:** “Paid,” Numeral, “Ship,” Supplementary Mail Type F, Railroad, Printed Precancellation “Glen Allen, Va.” Star.

**Quantity issued:** 1,482,380,900.

## The Three Cent Vermilion American (Scott 214, Minkus 135)



Figure 399. The Three Cent American.

The earliest known use of this stamp in the new color is Sept. 23, 1887. The reason for the color change is not known to the author but, whatever the reason, the printing of the stamp in this color resulted in the production of one of our most beautiful stamps.

The stamp was printed from American Plate No. 421 which was one of the plates used in the production of the Re-engraved American 3c green. Despite the fact that some 15,000,000 of these stamps were issued it is not an easy stamp to obtain in fine used condition.

Dr. H. A. Davis of Denver, Colorado was the chief student of these stamps. Dr. Davis specialized on these stamps for many years and in 1922 issued a fine booklet about this stamp. It is entitled "U. S. 1887 3 Cent Vermilion" and since it is both interesting and instructive it is commended to your attention if you are able to locate a copy.

Singles of this stamp on cover are really rare as the letter rate during the life of the stamp was two cents. The two cent letter rate for First Class mail was established during October, 1883 and about the only time that this 3c vermilion appears on first class mail is in conjunction with other stamps used to make up the rate for an over-weight letter, or for an overseas or registered letter, or, and this use is surprisingly rare, as a single on cover which represents an overpayment of 1c. We are speaking, of course, of the period when the stamp was in current use, from 1887 to 1890. This stamp had some legitimate use for merchandise mailed at 1c an ounce. We know of a 3c Vermilion being used on a 2c Grant Letter Sheet, mailed from St. Louis to Germany on Dec. 19, 1889 which of course represents a very rare use of the stamp.

According to the studies of Dr. Davis, over one-third of the stamps appeared to have been used in New York City and in Boston. The great bulk of these stamps were used in the larger cities and any stamp that can be identified as having been used in a small town is a very scarce item.

Mint copies of this stamp are not scarce and a complete pane of 100 of this stamp was in the Col. Green Collection at the time the collection was sold.

As is true with many of our early stamps, the 3c Vermilion is found on an unused trial paper. A very fine O.G. horizontal block of 10 on brown chemical paper, imprint and Plate "No. 421", was in the Caspary Sale.

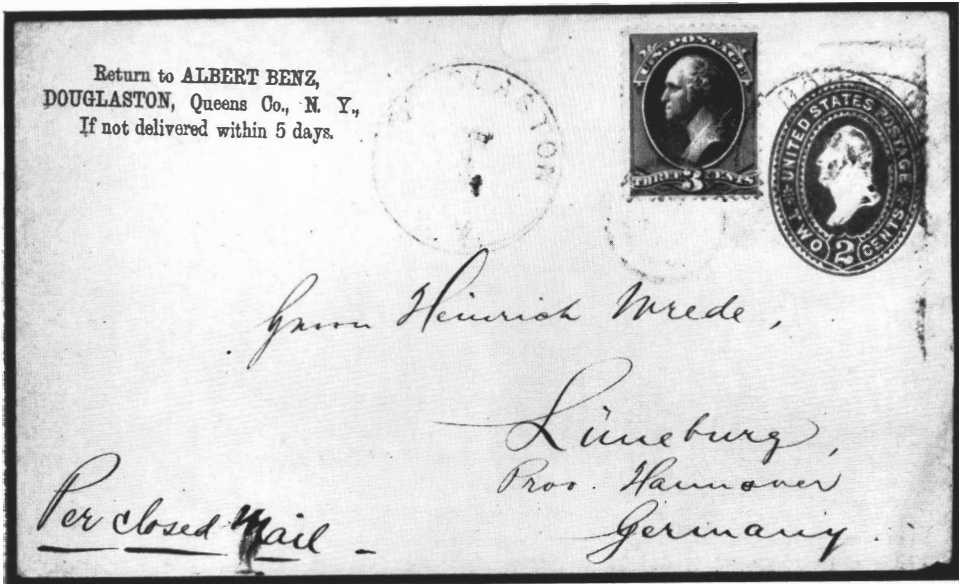


Figure 400. A Three Cent Vermillion used with a 2c envelope to make the 5c rate to Germany. (Courtesy Elliott Perry).



Figure 401. The 3c Vermillion of the American Bank Note Company used to complete the rate to France. It was carried on the well-known Steamer "City of Paris". (Courtesy Wm. O. Bilden).

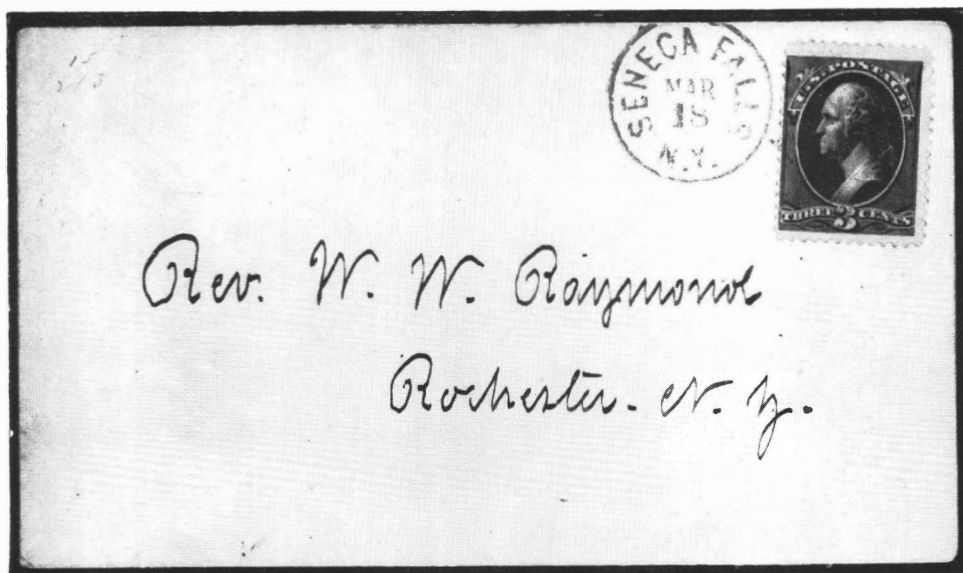


Figure 402. A Three Cent Vermilion single on cover. (Courtesy of Elliott Perry).




Figure 403. A Three Cent Vermilion used on a wrapper. (Courtesy of Elliott Perry).

**Shades:** Vermilion.

**Varieties:** None.

**Plates:** American Plate 421.

**Cancellations:** Black, purple, blue, green.

**Cancellation varieties:** Supplementary Mail Type F, Railroad.

**Quantity issued:** Approximately 15,000,000 were issued to postmasters.

**The Six Cent Re-engraved (Scott 208, Minkus 147)**



Figure 404. The Six Cent Re-engraved.



Figure 405. The 6c Re-engraved. Arrow points to lines that form a positive check for this stamp.

It is our opinion that the plates for this stamp were made in the following manner: A secondary die was laid down by the use of an old transfer roll, and the design surrounding the portrait was then erased from this secondary die. Then one of two procedures was followed; either a new frame was engraved directly on this secondary die from which the original frame had been erased, or a transfer roll bearing only the portrait was made from this erased die. In this event the new frame was engraved on a new die and the transfer roll bearing the portrait was used to enter the portrait on the new die. From this new and completed die a new transfer roll was produced and used to lay down the two American plates #426 and #427 that were used to produce this stamp.

On the 6c stamps of the National and Continental printings, four vertical lines can be counted from the edge of the panel to the outside of the stamp while on the Re-engraved stamp there are but three lines in the same place.

The stamp was issued in June, 1882.

This stamp, as were all of these re-engraved stamps, was printed only on soft paper. Cancellations on this stamp usually are heavy and a truly superb copy is more difficult to find than are many stamps that catalog twenty times as much as this 6c re-engraved. In fact, this stamp may be the most difficult of all of our 19th Century U. S. stamps to obtain in truly superb used condition. If you disagree with that statement start looking for them and you may come around to my way of thinking.

Experienced collectors can spot this stamp at a glance as it is quite different in appearance from the other 6c Bank Notes. The lines from the panel to the edge of the design, as are indicated in the illustration, offer a positive check on this stamp.

The brown red shade of the stamp is several times as scarce in used condition as are the rose and dull rose shades and it is not easy to find a decent used copy. It is more common than the other shades in unused condition both in blocks and in singles.

**Shades:** Rose, dull rose, brown red.

**Varieties:** Double transfer.

**Plates:** Plates 426, 427.

**Cancellations:** Black, magenta, purple, blue, red.

**Cancellation varieties:** Supplementary Mail Type F.

**Quantity issued:** Approximately 11,360,800 issued to postmasters.



**The Ten Cent Re-engraved (Scott 209, Minkus 148)**

**Figure 406. The Ten Cent Re-engraved. The arrow points to one of the positions of the design that provide a positive test for this stamp.**

The Re-engraved Ten Cent stamp is one that seems to cause considerable trouble among collectors although in our opinion it is less difficult to identify than many of the other Bank Note issues. Too many collectors look at a stamp without actually seeing it!

With the use of an old National transfer roll, (which of course had no secret mark), the American Bank Note Company made a secondary die from which it then erased the frame. A new frame imitating the original was then engraved, the original portrait and perhaps a part of the inscriptions was used, and the result was the die for the 10c Re-engraved. The best known test for checking this stamp is that there are four vertical lines between the left edge of the portrait oval and the edge of the shield instead of five as is the case in all of the other 10c Bank Notes. There are numerous other variances—the lines of the background were deepened, there are now four horizontal lines above the top curves of the shield instead of three and the outer edge of the curved line

which outlines the panel that contains the words "U. S. Postage" now touches the shield at the left instead of being one space away. The portrait was slightly retouched in that a few lines were added and some were strengthened, especially in the hair above Jefferson's forehead.

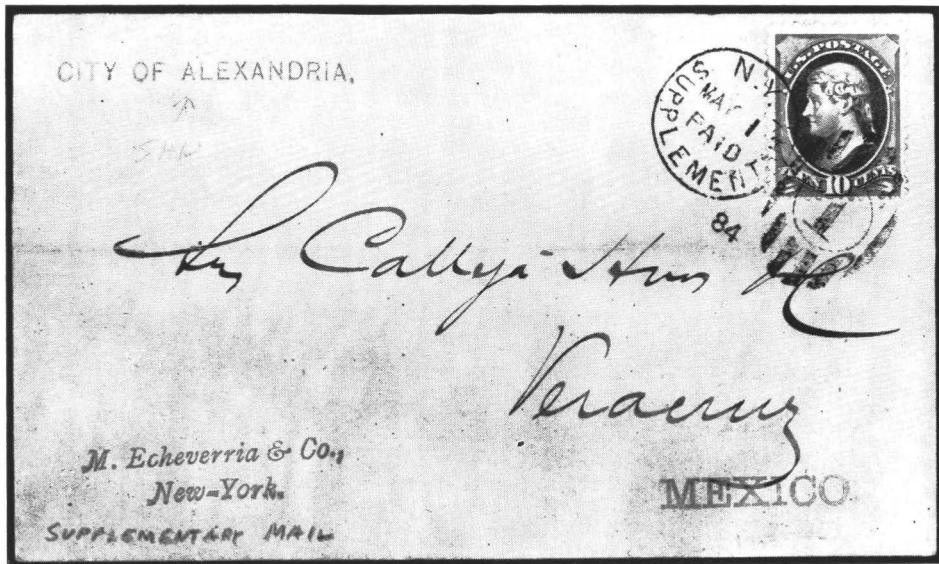


Figure 407. A 10c American Re-engraved that went from New York to Vera Cruz on the Steamship "City of Alexandria". The "N.Y. Paid Supplementary" postmark is fairly scarce. (Courtesy Wm. O. Bilden).





Figure 408. A 10c American Re-engraved and a 2c Red Brown used from Goleta, California to Boston. Looks like someone needed new shoes! (Courtesy Wm. O. Bilden).



**Figure 409. Small Die Proof.** (Courtesy J & H Stolow).

The stamp was issued in April, 1882, and is known in a considerable range of shades. One shade, black brown, is rather scarce. It is unfortunately true that many of these stamps in the purple brown shade, which is not scarce, have been passed on as the true black brown. An old time dealer used to say that the true black brown was "almost as dark as a derby hat!"

We have seen a pair of these stamps in which one of the stamps is entered at least half a millimeter higher than the other. This probably is from a re-entered position although there was no indication of this on the stamp.

**Shades:** Brown, yellow brown, orange brown, purple brown, olive brown, black brown.

**Varieties:** Double impression.

**Plates:** Plate 403, 403A, 404, 404A, 480, 481, M547-551.

**Cancellations:** Black, purple, magenta, blue, red, green.

**Cancellation varieties:** Numeral, "Paid," Supplementary Mail Type F, Express Company, China, Japan, Samoa.

**Quantity issued:** Estimated at 146,500,000.

## INDEX OF VOLUME II

	Pages
The Issue of 1861 .....	1-66
Premier Gravures .....	2-3
The One Cent Stamp of the 1861 Series .....	4-7
Shades .....	7
Varieties .....	7
Plates .....	7
Cancellations .....	7
Quantity issued .....	7
The Two Cent Stamp of the 1861 Series .....	8-15
H. P. Atherton Collection .....	8
Henry Hill Collection .....	9
“So-called Atherton Shift” .....	9
Printed on both sides .....	9
Cracked plate .....	12
Shades .....	15
Varieties .....	15
Paper variety .....	15
Plates .....	15
Cancellations .....	15
Quantity Issued .....	15
Reissue of 1875 .....	13
The Three Cent Stamp of the 1861 Series .....	16-31
The Three Cent Lake .....	31
The Three Cent Pink .....	16-17
The Three Cent Rose .....	17-31
Fancy Cancellations .....	27-28
Freak Print .....	29
Imperforates .....	28
Imperforate horizontal pair .....	28-29
Laid paper .....	29
Plate Flaws .....	29
Printed on both sides .....	28
Shades .....	30
Varieties .....	30
Plates .....	30
Cancellations .....	30
Quantity issued .....	30
The Five Cent Stamp of the 1861 Series .....	32-39
The Five Cent Buff .....	32-33
Shades .....	34
Plates .....	34
Cancellations .....	34
Quantity Issued .....	34
The Five Cent Red Brown .....	35-36
Shades .....	36
Varieties .....	36
Plates .....	36
Cancellations .....	36
Quantity issued .....	36
The Five Cent Brown .....	37-39
Shades .....	39
Varieties .....	39
Plates .....	39
Cancellations .....	39
Quantity issued .....	39
The Five Cent Reissue of 1875 .....	38-39
Positive identification .....	38
The Ten Cent Stamp of the 1861 Series .....	40-48
Type I .....	40-44
Earliest date of use .....	40
Interesting previous entry .....	42
Shades .....	44

	Pages
Varieties .....	44
Plates .....	44
Cancellations .....	44
Quantity issued .....	44
Type II .....	45-48
Earliest date of use .....	40
Flawed transfer .....	47
First U. S. stamp used in Japan .....	47
Shades .....	48
Varieties .....	48
Plates .....	48
Cancellations .....	48
Quantity issued .....	48
The Twelve Cent Stamp of the 1861 Series .....	49-51
Earliest known use .....	51
Largest known block .....	51
Shades .....	51
Varieties .....	51
Plates .....	51
Cancellations .....	51
Quantity issued .....	51
The Fifteen Cent Stamp of the 1861 Series .....	52-53
Shades .....	53
Varieties .....	53
Plates .....	53
Cancellations .....	53
Quantity issued .....	53
The Twenty Four Cent Stamp of the 1861 Series .....	52-59
The Twenty Four Cent Violet .....	54
Shades .....	54
Varieties .....	54
Plates .....	54
Cancellations .....	54
Quantity issued .....	54
The Twenty Four Cent Steel Blue .....	55
Controversial opinions .....	55
Largest known block .....	55
Shades .....	55
Varieties .....	55
Plates .....	55
Cancellations .....	55
Quantity issued .....	55
The Twenty Four Cent Red Lilac .....	56-57
Shades .....	57
Varieties .....	57
Plates .....	57
Cancellations .....	57
Quantity issued .....	57
The Twenty Four Cent Lilac .....	57-59
Shades .....	59
Varieties .....	59
Plates .....	59
Cancellations .....	59
Quantity issued .....	59
The Thirty Cent Stamp of the 1861 Series .....	60-62
Shades .....	62
Varieties .....	62
Plates .....	62
Cancellations .....	62
Quantity issued .....	62
The Ninety Cent Stamp of the 1861 Series .....	63-66
Large block .....	64
On Cover .....	64-66
Shades .....	66
Varieties .....	66

	Pages
Plates	66
Cancellations	66
Quantity issued	66
Notes on the Grilled Issues	67-124
Apparatus for grilling	71-74
"B" Grill articles	104-108
"Biscuit Grills"	97-99
Continental Bank Note Company stamps with grill	118-119
Continental Grill impressions	84
Counterfeit Grills	120-124
Discourse on Grills by Wiley	95
"F" Grill	103
Grill oddities and Varieties of grills	112-115
Grill Units and Cylinders used in 1867	92-97
Illustrations of Issued Grills	86-89
Listing of Grill Sizes	89-91
Marginal Grills and End Roller Grills	109-111
National Bank Note Company Grills	116
Patent paper and details	68-70
Experimental Grills	74-85
Pressing out of Grills	117
"Z" Grill	99-102
The Grilled Stamps of 1867 and 1868	125-149
"A" Grill on 3c	125-127
"A" Grill on 5c	127
"A" Grill on 30c	128
"B" Grill on 3c	128-131
"C" Grill on 3c	131
"D" Grill on 2c	131-132
"D" Grill on 3c	132
"Z" Grill on 1c	133-134
"Z" Grill on 2c	135
"Z" Grill on 3c	135
"Z" Grill on 10c	136
"Z" Grill on 12c	136
"Z" Grill on 15c	136-137
"E" Grill on 1c	138
"E" Grill on 2c	139
"E" Grill on 3c	139-140
"E" Grill on 10c	140
"E" Grill on 12c	141
"E" Grill on 15c	141-142
"F" Grill on 1c	142
"F" Grill on 2c	143
"F" Grill on 3c	143-144
"F" Grill on 5c	144-145
"F" Grill on 10c	145-146
"F" Grill on 12c	146-147
"F" Grill on 15c	147-148
"F" Grill on 24c	148
"F" Grill on 30c	148-149
"F" Grill on 90c	149
The 1869 Issue	150-188
Advertisement of 1868 for bids on new postage stamp Contract	150
Official Description of 1869 stamps	154
Popularity and unpopularity of 1869 stamps	156
Protest against contract by Butler and Carpenter	151
Postmasters required to exhaust old stock before issuing new 1869 stamps	155
Steele's letter to P. O. Department concerning his assignment of the grilling process to the National Bank Note Co.	154
1868 Contract	151-153
1869 stamps without grill	155-156
The Stamps of the 1869 Series	157-188
The One Cent 1869	157-158
Cancellations	158
Earliest date of use	157
Engravers	157

	Pages
Plates .....	158
Quantity issued .....	158
Shades .....	158
Uses .....	157
Varieties .....	158
The Two Cent 1869 .....	159-161
Bisects .....	160
Cancellations .....	161
Comments on design .....	160
Designers .....	160
Plates .....	161
Quantity issued .....	161
Shades .....	161
Varieties .....	161
The Three Cent 1869 .....	162
Bisects .....	164
Cancellations .....	164
Earliest date of use .....	164
Engravers .....	164
Plates .....	164
Quantities issued .....	164
Shades .....	164
"Split Grill", illustrations of full sheet .....	162-163
Uses .....	164
Varieties .....	164
The Six Cent 1869 .....	165-166
Cancellations .....	166
Earliest known date of use .....	165
Plates .....	166
Quantity issued .....	166
Shades .....	166
Varieties .....	166
The Ten Cent 1869 .....	167-169
Cancellations .....	169
Earliest date of use .....	169
Engraver .....	169
Plates .....	169
Quantity issued .....	169
Shades .....	169
Uses .....	169
Varieties .....	169
The Twelve Cent 1869 .....	170-171
Earliest date of use .....	170
Engravers .....	170
Cancellations .....	171
Plates .....	171
Quantity issued .....	171
Shades .....	171
Varieties .....	171
The Fifteen Cent 1869, Type I .....	172-175
Earliest date of use .....	172
Cancellations .....	175
Plates .....	175
Quantity issued .....	175
Shades .....	175
Varieties .....	175
The Fifteen Cent 1869, Type II .....	176-178
Cancellations .....	178
Earliest date of use .....	176
Inverted center .....	176-178
Plates .....	178
Quantity issued .....	178
Reissue .....	178
Shades .....	178
Uses .....	178
Varieties .....	178

	Pages
The Twenty Four Cent 1869 .....	179-182
Cancellations .....	182
Earliest date of use .....	180
Engravers .....	179
Inverted center .....	182
Plates .....	182
Quantity issued .....	182
Shades .....	182
Uses .....	180
Varieties .....	182
The Thirty Cent 1869 .....	183-185
Cancellations .....	185
Engraver .....	183
Inverted Center .....	185
Plates .....	185
Quantity issued .....	185
Shades .....	185
Uses .....	184
Varieties .....	185
The Ninety Cent 1869 .....	186-188
Cancellations .....	188
Cover .....	187
Engraver .....	188
Fakes .....	186
Plates .....	188
Quantity issued .....	188
Shades .....	188
Uses .....	186
Varieties .....	188
The Bank Note Issues .....	189-325
"Continental Grills" .....	194-195
Designs .....	189
Hard and Soft paper, illustrated .....	191
Reasons for coming into existence .....	189
Ribbed paper, illustrated .....	192
Trimmed fakes .....	190
The Stamps of the National Bank Note Company, Grilled Issues .....	197-210
The One Cent Stamp with grill .....	197-198
Cancellations .....	198
Plates .....	198
Quantity issued .....	198
Shades .....	198
Varieties .....	198
The Two Cent Stamp with grill .....	199
Bisects .....	199
Cancellations .....	199
Plates .....	199
Quantity issued .....	199
Secret mark .....	199
Shades .....	199
Varieties .....	199
The Three Cent Stamp with grill .....	200-201
Cancellations .....	201
Examination of the grills on the 3c by H. W. Stark .....	200
Plates .....	201
Printed on both sides .....	201
Quantity issued .....	201
Shades .....	201
Varieties .....	201
The Six Cent Stamp with grill .....	201
Cancellations .....	201
Plates .....	201
Quantity issued .....	201
Shades .....	201
Varieties .....	201



	Pages
The Seven Cent Stamp with grill .....	202
Cancellations .....	202
Date of issue .....	202
Destruction of remainders .....	202
Plates .....	202
Quantity issued .....	202
Use .....	202
Shades .....	202
Varieties .....	202
The Ten Cent Stamp with grill .....	203
Cancellations .....	203
Plates .....	203
Quantity issued .....	203
Shades .....	203
Varieties .....	203
The Twelve Cent Stamp with grill .....	204
Cancellations .....	204
Fakes .....	204
Plates .....	204
Quantity issued .....	204
Shades .....	204
Varieties .....	204
The Fifteen Cent Stamp with grill .....	205-207
Cancellations .....	207
Plates .....	207
Quantity issued .....	207
Shades .....	207
Varieties .....	207
The Twenty Four Cent Stamp with grill .....	208
Cancellations .....	208
Fakes .....	208
Plates .....	208
Quantity issued .....	208
Shades .....	208
Varieties .....	208
The Thirty Cent Stamp with grill .....	209
Cancellations .....	209
Fakes .....	209
Fakes sold at auction .....	209
Plates .....	209
Quantity issued .....	209
Shades .....	209
Varieties .....	209
The Ninety Cent Stamp with grill .....	210
Cancellations .....	210
Plates .....	210
Quantity issued .....	210
Shades .....	210
Varieties .....	210
The National Bank Note Company Stamps without grill .....	211-238
The One Cent Stamp without grill .....	211-212
Cancellations .....	212
Plates .....	212
Quantity issued .....	212
Shades .....	212
Varieties .....	212
The Two Cent Stamp without grill .....	213-214
Bisects .....	214
Cancellations .....	214
Double Print .....	214
Plates .....	214
Quantity issued .....	214
Shades .....	214
Varieties .....	214

	Pages
The Three Cent Stamp without grill .....	215-219
Cancellations .....	218-219
Double impression .....	216
Imperforate .....	216
Plates .....	219
Printed on both sides .....	216
Quantity issued .....	219
Shades .....	219
Short transfer .....	216
Varieties .....	219
The Six Cent Stamp without grill .....	220-224
Cancellations .....	224
Double paper .....	221
Double Print .....	224
Plates .....	224
Shades .....	224
Source of design .....	221
Varieties .....	224
The Seven Cent Stamp without grill .....	225-226
Cancellations .....	226
Date of issue .....	225
Plates .....	226
Quantity issued .....	226
Shades .....	226
Uses .....	225
Varieties .....	226
The Ten Cent Stamp without grill .....	227-228
Cancellations .....	228
Plates .....	228
Quantity issued .....	228
Shades .....	228
Varieties .....	228
The Twelve Cent Stamp without grill .....	229-230
Cancellations .....	230
Plates .....	230
Quantity issued .....	230
Shades .....	230
Varieties .....	230
The Fifteen Cent Stamp without grill .....	231-233
Cancellations .....	233
Plates .....	233
Quantity issued .....	233
Shades .....	233
Varieties .....	233
The Twenty Four Cent Stamp without grill .....	234-235
Cancellations .....	235
Plates .....	235
Quantity issued .....	235
Shades .....	235
Varieties .....	235
The Thirty Cent Stamp without grill .....	236
Cancellations .....	236
Plates .....	236
Quantity issued .....	236
Shades .....	236
Varieties .....	236
The Ninety Cent Stamp without grill .....	237-238
Cancellations .....	238
Plates .....	238
Quantity issued .....	238
Shades .....	238
Varieties .....	238

	Pages
The Stamps of the Continental Bank Note Company 1873-1879 .....	239-286
Bids for printing .....	239
Cancellation marks on dies and plates .....	239
Continental Grill .....	240-241
Double paper .....	240
Fletcher Patent "Cogwheel punch" .....	240
Paper .....	241
The One Cent Continental Stamp .....	241-244
Cancellations .....	244
Double Paper .....	243
Experimental variety .....	244
Imperforate pair .....	242
Plates .....	244
Quantity issued .....	244
Secret mark .....	241
Shades .....	244
Varieties .....	244
The Brown Two Cent Continental Stamp .....	245-248
Bisect .....	246
Cancellations .....	248
Double impression .....	246
Imperforate pair .....	246
Plates .....	248
Quantity issued .....	248
Secret mark .....	245
Shades .....	248
Varieties .....	248
The Vermilion Two Cent Continental Stamp of 1875 .....	249-250
Bisect .....	249
Continental Grill .....	249
Imperforate .....	249
Shades .....	250
Varieties .....	250
Plates .....	250
Cancellation .....	250
Quantity issued .....	250
The Three Cent Continental Stamp .....	251-254
Advertisement on back .....	253
Cancellations .....	254
Continental grill .....	252
Imperforate block .....	252
Plates .....	254
Quantity issued .....	254
Secret mark .....	251
Shades .....	254
Varieties .....	254
The Five Cent Continental Stamp .....	255-257
Cancellations .....	257
Continental grill .....	257
Cracked plate .....	257
Earliest date of use .....	255
Marginal grill .....	257
Plates .....	257
Quantity issued .....	257
Shades .....	257
Varieties .....	257
The Six Cent Continental Stamp .....	258-260
Bisect .....	260
Cancellations .....	260
Plates .....	260
Quantity issued .....	260
Secret mark .....	258
Shades .....	260
Varieties .....	260

	Pages
The Seven Cent Continental Stamp	261-263
Cancellations	263
Plates	263
Possible cracked plate	262-263
Quantity issued	263
Shades	263
Uses	262
Varieties	263
The Ten Cent Continental Stamp	264-266
Cancellations	266
Plates	266
Quantity issued	266
Secret mark	264
Shades	266
Varieties	266
The Twelve Cent Continental Stamp	267-268
Cancellations	268
Plates	268
Cracked plate	268
Quantity issued	268
Secret mark	267
Shades	268
Varieties	268
The Fifteen Cent Continental Stamp	269-281
Cancellations	281
Comments regarding "Secret mark"	269-271
Comparison of National and Continental 15c	278-280
Plates	281
Quantity issued	281
Ribbed paper	272-274
Shades	281
Varieties	281
The Twenty Four Cent Continental Stamp	282-285
Identification attempts	283-285
Identification claimed possible by Y. Souren	284
Paper	283-285
Quantity known printed	282
The Thirty Cent Continental	286
Cancellations	286
Plates	286
Quantity issued	286
Shades	286
Varieties	286
The Ninety Cent Continental Stamp	287
Cancellations	287
Classification difficulties	287
Late sale of stamps in Washington	287
Plates	287
Quantity issued	287
Shades	287
Varieties	287
The Stamps of the American Bank Note Company, Issue of 1879	288-311
Assumption of Continental contract by American	288
Gum	288
The One Cent American Stamp	289-290
Cancellations	290
Plates	290
Quantity issued	290
Shades	290
Varieties	290
The Two Cent American Stamp	290-291
Cancellations	291
Plates	291
Quantity issued	291
Shades	291
Varieties	291

	Pages
The Three Cent American Stamp .....	292-293
Cancellations .....	293
Imperforate pairs .....	293
Plates .....	293
Quantity issued .....	293
Shades .....	293
Varieties .....	293
The Five Cent American Stamp .....	294-295
Cancellations .....	295
Plates .....	295
Quantity issued .....	295
Shades .....	295
Varieties .....	295
The Six Cent American Stamp .....	296
Cancellations .....	296
Plates .....	296
Quantity issued .....	296
Shades .....	296
Varieties .....	296
The Ten Cent American, Type I, without secret mark .....	297-298
Cancellations .....	297
Combination pairs of Type I and Type II stamps .....	297
Plates .....	297-298
Quantity issued .....	298
Shades .....	298
Varieties .....	298
The Ten Cent American, Type II with secret mark .....	299-301
Cancellations .....	301
Imperforate horizontally .....	300
Block with Type I and Type II .....	299
Plates .....	301
Quantity issued .....	301
Shades .....	301
Varieties .....	301
The Fifteen Cent American Stamp .....	302-304
Cancellations .....	304
Plates .....	304
Quantity issued .....	304
Shades .....	304
Varieties .....	304
The Thirty Cent American Stamp (Black) .....	305-306
Cancellations .....	306
Plates .....	306
Quantity issued .....	306
Shades .....	306
Varieties .....	306
The Thirty Cent American Stamp (Orange Brown) .....	307
Cancellations .....	307
Earliest known use in new color .....	307
Imperforate block .....	307
Plates .....	307
Quantity issued .....	307
Shades .....	307
Varieties .....	307
The Ninety Cent American Stamp (Carmine) .....	308-310
Cancellations .....	310
Imperforate .....	308, 310
Plates .....	310
Quantity issued .....	310
Shades .....	310
Varieties .....	310
The Ninety Cent American Stamp (Purple) .....	311
Cancellations .....	311
Imperforate .....	311
Large blocks .....	311

	Pages
Plates .....	311
Quantity issued .....	311
Shades .....	311
Varieties .....	311
The Re-engraved Issue of 1881-1882 .....	312-325
Reasons for re-engraving .....	312
The One Cent Re-engraved .....	312-315
Cancellations ..	312-315
Date of use .....	315
Douglas Patent .....	315
Identification marks .....	312-314
Plates .....	315
Quantity issued .....	315
Shades .....	315
Varieties .....	315
The Three Cent Re-engraved (Green) .....	316-317
Cancellations .....	316-317
Cracked plate .....	317
Douglas patent .....	317
Earliest date of use .....	317
Identification marks .....	317
Plates .....	317
Quantity issued .....	317
Shades .....	317
Varieties .....	317
The Three Cent Re-engraved (Vermilion) .....	318-320
Cancellations .....	320
Chief student of this stamp, Dr. H. A. Davis .....	318
Main areas of use .....	318
Plates .....	320
Quantity issued .....	320
Shades .....	320
Varieties .....	320
The Six Cent Re-engraved .....	321-322
Cancellations .....	322
Identification marks .....	321
Method of producing plates used .....	322
Plates .....	322
Quantity issued .....	322
Shades .....	322
Varieties .....	322
The Ten Cent Re-engraved .....	323-325
Cancellations .....	325
Identification marks .....	323
Plates .....	325
Quantity issued .....	325
Shades .....	325
Varieties .....	325

## NOTES

## NOTES